







OPEN



## Author Correction: Hypoxia shapes the immune landscape in lung injury and promotes the persistence of inflammation

Ananda S. Mirchandani , Stephen J. Jenkins , Calum C. Bain , Manuel A. Sanchez-Garcia, Hannah Lawson, Patricia Coelho, Fiona Murphy, David M. Griffith , Ailiang Zhang, Tyler Morrison, Tony Ly, Simone Arienti , Pranvera Sadiku, Emily R. Watts, Rebecca S. Dickinson, Leila Reyes, George Cooper , Sarah Clark, David Lewis, Van Kelly, Christos Spanos, Kathryn M. Musgrave, Liam Delaney , Isla Harper , Jonathan Scott, Nicholas J. Parkinson , Anthony J. Rostron, J. Kenneth Baillie , Sara Clohisey , Clare Pridans , Lara Campana, Philip Starkey Lewis, A. John Simpson, David H. Dockrell , Jürgen Schwarze, Nikhil Hirani , Peter J. Ratcliffe, Christopher W. Pugh, Kamil Kranc, Stuart J. Forbes , Moira K. B. Whyte , and Sarah R. Walmsley 

Correction to: *Nature Immunology* <https://doi.org/10.1038/s41590-022-01216-z>, published online 27 May 2022.

In the version of this article originally published, in the Methods section “Mouse LPS ALI model,” the second sentence needed clarification of wording and dosage ( $\text{mg kg}^{-1}$ , not  $\text{mg g}^{-1}$ ) and has been amended to read “Mice were treated daily (days 1–4 post-LPS), by subcutaneous injection, with PBS or  $0.75 \text{ mg kg}^{-1}$  of porcine CSF-1 fused to the Fc region of porcine IgG1a (generated by David Hume), prior to cull on day 5” in the HTML and PDF versions of the article.



**Open Access** This article is licensed under a Creative Commons Attribution 4.0 International License, which permits use, sharing, adaptation, distribution and reproduction in any medium or format, as long as you give appropriate credit to the original author(s) and the source, provide a link to the Creative Commons license, and indicate if changes were made. The images or other third party material in this article are included in the article's Creative Commons license, unless

indicated otherwise in a credit line to the material. If material is not included in the article's Creative Commons license and your intended use is not permitted by statutory regulation or exceeds the permitted use, you will need to obtain permission directly from the copyright holder. To view a copy of this license, visit <http://creativecommons.org/licenses/by/4.0/>.

Published online: 19 July 2022

<https://doi.org/10.1038/s41590-022-01286-z>

© The Author(s) 2022