

Designing a Multinational Smartphone App Survey during COVID-19: Rewards, Risks, and Recommendations

Field Methods
2024, Vol. 36(4) 328–342
© The Author(s) 2024



Article reuse guidelines:
sagepub.com/journals-permissions
DOI: 10.1177/1525822X231218192
journals.sagepub.com/home/fmx



Jennifer C. Davidson¹ , Dimitar Karadzhov¹, and
Graham Wilson²

Abstract

Cost-effective and user-friendly, mobile phone-assisted methods have remained underutilized in qualitative social science research. The scarce methodological guidance, together with recruitment and ethical challenges, has arguably stifled advancements in this area. COVID-19 exposed the need to better equip researchers with the expertise and tools to conduct remote research effectively. In 2020, we designed and launched a smartphone survey application to collect real-time data from children's sector professionals across the globe regarding best practices in, and challenges to, responding to the pandemic. In this short article, we reflect on the efficiency, quality, and acceptability afforded by the smartphone app survey, and outline recommendations for enhancing rigor and feasibility. We also present data snippets illustrating the positive impact of participation on respondents—a seldom-documented aspect of app-based research. Altogether, we advocate a flexible, pragmatic, and user-centered study and app design that aligns with respondents' specific, situational needs, and preferences.

¹Institute for Inspiring Children's Futures, University of Strathclyde, Glasgow, UK

²Computer & Information Sciences, University of Strathclyde, Glasgow, UK

Corresponding Author:

Dimitar Karadzhov, Institute for Inspiring Children's Futures, University of Strathclyde,
16 Richmond Street, Glasgow G1 1XQ, UK.

Email: karadzhov.d@gmail.com

Introduction

The COVID-19 pandemic has amplified the interest in remote data collection methods, including mobile phone-assisted research (Hensen et al. 2021; Rahman et al. 2021; Tiersma et al. 2022). Blurring geographical boundaries, such methodologies proffer efficiency, convenience, privacy, and customizability (Braun et al. 2021). Those affordances are particularly suitable for research in low- and middle-income countries (LMICs) and remote settings, and research with hard-to-reach groups (Davidson et al. 2021; Rahman et al. 2021; Tiersma et al. 2022). Collecting rapid qualitative data during COVID-19 has been important for guiding policy and practice (Vindrola-Padros et al. 2020). There has been markedly less focus in the methodological literature on remote surveys with predominantly open-ended questions (OEQ; Tiersma et al. 2022), and yet the inclusion of OEQ presents distinct design, respondent management, and analytic challenges (Fielding et al. 2013).

This article discusses a smartphone app-based methodology for gathering in-the-moment quantitative and qualitative data across countries, in the last quarter of 2020.

Project Background and Study Design Overview

The multinational “COVID 4P Log for Children’s Wellbeing” project was a response to the destabilization of children’s sectors and support systems brought about by COVID-19, and the urgent informational gaps as to how professionals were responding to this crisis. In the last quarter of 2020, a smartphone app hosting an eight-week survey was designed and launched across 29 countries, in collaboration with international partner organizations (Advisory Group). The survey gathered 3,339 responses from 247 respondents—frontline providers, managers, policymakers, and other children’s sector professionals—across 22 countries and five continents. The survey was structured into eight broad topics relevant to children’s well-being, (including protection from violence; access to basic necessities; access to justice; alternative care; socio-emotional well-being; and participation). Each week, the app was updated with daily questions for that week’s given topic, and the app gave daily (but customizable) reminders. An average of three questions were sent per day. Respondents could skip any question and withdraw any time, with their existing responses being kept. Questions from previous weeks remained in a “calendar” function and could be revisited at a later time. The eight-week survey contained 177 items (61%—OEQ; 39%—close-ended questions). The survey was available in English only. No financial or other material incentives were provided. Respondents did receive a Certificate of Completion via the app. Altogether, the study had a flexible, pragmatic, and user-centered design that aligned with the specific, situational needs of our

target population (see Davidson et al. 2021; Davidson et al. 2023; Karadzhev et al. 2023).

Methodological Reflections on Process and Outcomes

Choosing a Mobile Research Platform: A Cost–Benefit Analysis

Encouragingly, there has been a recent increase in publications evaluating the contributions of smartphone app-based methodologies to qualitative enquiry (e.g., Barriage and Hicks 2020; Dawson 2020; Do and Yamagata-Lynch 2017; Karadzhev 2021). However, the pros and cons of building a social sciences research app have been rarely explored (see Frąckowiak et al. (2022) and Kruyen (2020), for exceptions). While commercial mobile research platforms exist, including some specializing in qualitative research, they can be expensive, difficult-to-customize, and based outside Europe—creating potential cross-border data transfer issues (Barriage and Hicks 2020; Kruyen 2020). Furthermore, many of those apps have likely been untested in many LMICs. Therefore, developing an app “from scratch” was deemed the more suitable option for our multinational study (see Table 1).

Optimizing the Mobile Phone Survey Design

Overall, the app and survey design proved to be *efficient*—taking only four months to develop, and *acceptable*—gathering a large number of responses from more than 20 countries. Nevertheless, we identified several areas for optimizing survey design, particularly data quality and respondent engagement and retention (see Table 1).

Anticipate, Manage, and Minimize Attrition. The response rate declined dramatically after the second week (see Figure 1). We next offer potential explanations and countermeasures.

The high number of OEQ (61%) increased the burden of participation. It also remains likely that respondents—who represented various countries, sectors, and roles—selectively responded to questions and topics most aligned with their remit. This may account for the high non-response rates in the latter weeks (see Figure 1). A countermeasure would be to offer respondents a “menu” of all survey topics at the start, and allow them to select the most relevant ones (increased personalization; see Table 1).

It remains unclear whether the daily reminders were effective as respondents could turn them off. This lack of information as to how respondents interacted with app functionalities remains a limitation. Attrition and non-engagement should be analyzed methodically (Houtgraaf et al. 2022). A feasible tactic would be sending out an exit question to explore reasons for

Table I. Advantages and Disadvantages of Designing a Custom Smartphone Survey App, and Suggestions for Improvement.

Advantages of a Custom-Built App	Disadvantages of a Custom-Built App	Suggested Improvements
Cost-efficient (compared to commercial research platforms)	Requires time and a multidisciplinary team to develop	Pre-test appropriate survey length and frequency
Usability across continents	Requires outsourcing app development and visual design to an external company or a freelance developer. This can increase cost, the time required, and data protection concerns	Provide frequent (e.g., weekly) updates with summaries of data and/or perspective pieces to foster learning, engagement, and a sense of community
Compatibility with Android and iOS	Requires registration and management on app stores; may not be able to use institutional account for research apps	Build in basic social features such as a forum to foster community and provide access to support or information from other respondents
Usability with no or limited Internet connection	Non-immediacy of raw data access:	Increase personalization: Provide a dedicated tab with a list of all survey topics to allow quick and easy access to most relevant questions
Customization of content (e.g., amending questions) as well as structure (e.g., the user journey) and function (e.g., adding a calendar and a certificate of completion)	<ul style="list-style-type: none"> Requires a data manager and ancillary software to extract and manage data 	
Anonymous data collection (i.e., no email addresses or phone numbers were collected)	<ul style="list-style-type: none"> Inability to share a user-friendly data dashboard with stakeholders swiftly 	Incorporate anonymous respondent IDs to enable follow-up on unclear or fruitful responses, and/or validate preliminary findings, via notifications to request additional input
Hosted in-house: GDPR-compliant; no cross-border data transfer	Limited response modalities (text and voice-to-text)	
Allows for collaborative development with non-academic stakeholders.	Other capability limitations (e.g., inability for in-app probing).	Follow-up with non-responders or dropouts by sending out reminders and an automated exit question on reasons for non-participation.

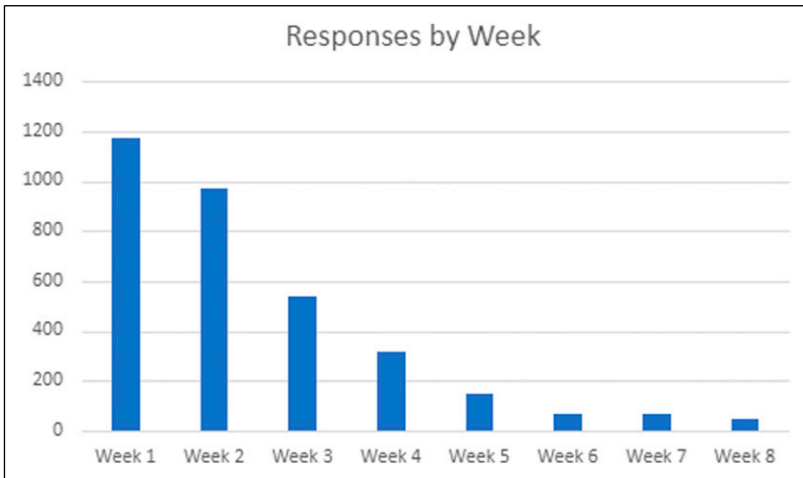


Figure 1. Number of responses per week.

non-participation automatically triggered by a period of non-activity (Tiersma et al. 2022). Alternatively, our project partners could have disseminated informal surveys exploring what prevented eligible professionals from participating.

Crucially, the anonymous data collection precluded many evidence-based response maximization strategies (e.g., pre-contacting potential respondents, and/or sending out email invitations or reminders; Tiersma et al. 2022; Wu et al. 2022).

Leverage the App as a Knowledge-sharing and Community-building Platform. Table 1 features strategies for improving long-term engagement and fostering a community such as issuing research summary updates and/or perspective pieces from stakeholders to stimulate respondents to revisit the app and derive informational value and a sense of solidarity (see also Table 2; Teague et al. 2018; Wilke et al. 2017). Although we disseminated rapid learning reports to stakeholders (see <https://inspiringchildrensfutures.org/covid-learning-reports>), we could not contact respondents due to anonymity.

Relatedly, increasing researcher presence and building a supportive community via the app would have allowed us to survey children directly, provided reasonable safeguards were in place, and feed back their views to sector professionals to foster inclusion, empathy, and knowledge-sharing.

Enable Real-time Probing and Follow-up. The feasibility of real-time probing should be explored in future smartphone app surveys. For example, anonymous respondent IDs attached to each response could be used to send

Table 2. Exemplary Responses Regarding the Impact of the Smartphone App and the Study on Respondents.

Reflection and insight:

“It helps me to rethink some of ideas and some questions showed me new perspective to my work.” (Service manager, NGO, Republic of Montenegro)

“It’s created more of an awareness in that one is now thinking more about what is out there and what have all contributions been [...]” (Direct service provider, NGO, South Africa)

“A lot of impacts because i learned more through responding to questions, contributing my thoughts. It has motivated my mind and memory too.” (Direct service provider, NGO, Kenya)

“It compels me to stop and reflect.” (Policymaker, civil society organization, the Philippines)

Knowledge-sharing, a sense of fulfillment and solidarity:

“It was great to keep in touch and reflect. I wish we could get an idea of other people’s responses.” (Direct service provider, NGO, Israel)

“It’s uplifting to know that I share the same struggles as others in this work throughout the world.” (Service manager, government, the USA)

“It is good to see that it is a united effort to fight the pandemic and to get knowledge on how the world respond to it [...] It encouraged me to do more and celebrate our success.” (Direct service provider, NGO, South Africa)

Improved well-being:

“Psychologically, it has improved my wellbeing.” (Direct service provider, NGO, Kenya)

targeted follow-up in-app prompts requesting more detail. To test the feasibility and utility of this function, it could be piloted with a small cohort of volunteer respondents during the first week, and the approach iterated (question wording, frequency, what responses are followed-up, etc.) as needed to balance respondent workload, availability, and data richness. This could be implemented randomly or purposively—the latter entailing the selection of a few “critical” or “extreme” cases for in-depth in-app interviewing (Kauffman and Peil 2020). This would exemplify a *nested sampling design*, whereby a sub-sample of “key informants” is selected to provide additional detail (Onwuegbuzie and Leech 2007).

Evaluating Acceptability and Impact on Respondents

While attrition rates provide a quantitative (proxy) indicator of acceptability, qualitative data regarding the user experience should also be collected (Twiss et al. 2020). This can help understand reasons for retention. Respondents were asked a set of questions about their app experience in Weeks 2, 4, 6, and 8 (see Appendix). Although the number of responses was modest (primarily due to

attrition observed post-Week 1), the responses indicated positive experiences and effects (see [Table 2](#)).

Thirty (79%) of the 38 respondents who completed this question stated their overall experience with taking part in the study was “positive” or “very positive,” compared to eight (21%) who replied with “neutral.” When asked how easy it was to use the app, 29 (81%) responded with “easy” or “very easy”; five (14%)—“neutral”; and two (6%)—“hard.” Finally, 21 (57%) reported *not* having experienced difficulties while using the app, compared to 15 (41%)—“yes”; and one (3%)—“don’t know.” Examples of technical issues commonly reported are the lack of confirmation for successfully submitted responses; repetitive questions; difficulties using the voice-to-text functionality; and difficulties with the calendar navigation.

It must be noted, however, that those responses are non-representative of the sample due to the aforementioned attrition observed post-Week 1. Selection bias cannot be ruled out—respondents who enjoyed the app more were more likely to remain engaged in the latter weeks and provide positive feedback. This reinforces the need to survey dropouts and non-responders ([Table 1](#)).

Concluding Reflections and Recommendations

We urge researchers engaging in remote, app-based research to practice an ethic of care, and balance research risks and potential benefits to respondents ([Crivello and Favara 2021](#)). Our app signposted respondents to in-country well-being support. We also recommend that surveys include questions on the impact of study participation on respondents, particularly when conducting research on sensitive topics or during emergencies. The positive respondent feedback reinforces the importance of maximizing the beneficial psychological, socio-emotional, and educational impact of remote research on practitioner populations, particularly those operating in high-stress environments (see [Table 2](#)).

Despite the aforementioned methodological limitations and practical constraints, the project generated rich and actionable findings into a rapidly evolving emergency—demonstrating the utility of rapid collaborative qualitative research ([Chan et al. 2022](#); [Davidson et al. 2023](#)). Our experience resonates with [Firchow and Mac Ginty’s \(2020\)](#) call for a pragmatic approach to implementing “*good enough*” methodologies—allowing for pragmatism and agility while meeting the minimum criteria for scientific rigor “*when operating in suboptimal contexts for research*” (p. 135).

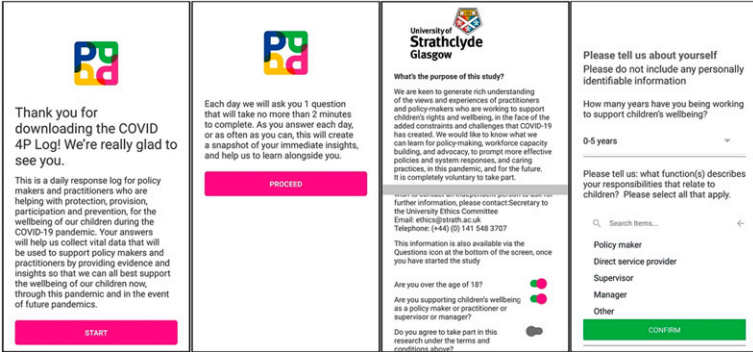
Appendix

App Interface: The COVID 4P Log for Children's Well-being

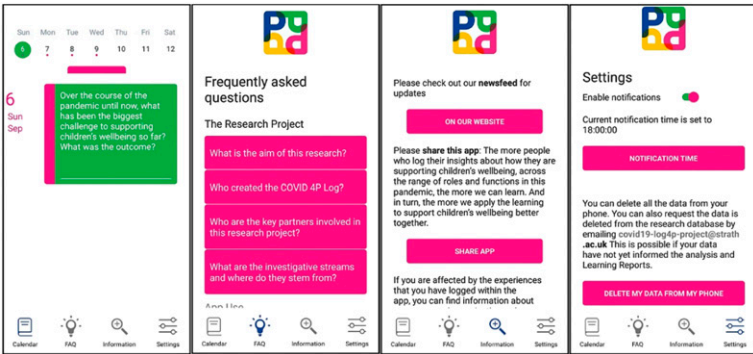
Loading Screen:



App Onboarding:



Main App Screens:



Exemplary Survey Items across the Eight-week Schedule

Survey Item	Question Type	Week and Investigative Stream
What have you, your team, or your organization done well, in your support of children’s well-being during COVID19?	Open	Week 1: Learning from the pandemic so far
What has been the biggest challenge to supporting children’s well-being during COVID19 so far?	Open	Week 1: Learning from the pandemic so far

(continued)

(continued)

Survey Item	Question Type	Week and Investigative Stream
Were any of the challenges (that you described earlier this week) a breach of children's human rights? [Y/N/Don't know/Not applicable]	Select	Week 1: Learning from the pandemic so far
Which age group(s) are most challenging to protect? Select all that apply. [LIST: 0–2-year-olds; 3–7-year-olds; 8–12-year-olds; 13–17 year-olds; 18–24-year-olds; Don't know; Not applicable]	Multiselect	Week 2: Protection: Ending violence against children
Please tell us about the most effective responses you know about in your sector to ensure children have access to their basic needs (food, education, and health care) during COVID19. Please provide an example, if you can.	Open	Week 3: Provision: Access to food, health, and education
If the children you work with have faced increased social isolation, how has this affected their social and emotional wellbeing? [Scale: Very negatively, Negatively, No impact, Positively, very positively, Not applicable]	Select	Week 5: Prevention: Children's social and emotional well-being
Please share information about any processes or mechanisms that capture how COVID-related policies are impacting on children, either positively or negatively? How were children's views taken into account?	Open	Week 7: Children's participation
Have you been concerned about children's experiences online during COVID19? [Y/N/Don't know/Not applicable]	Select	Week 7: Children's participation

App Evaluation Survey Items

Evaluation Item	Question Type	Week
We'd like to ask you about your thoughts and experiences while using this app so far. Your feedback is really valuable to ensure this study is as informative and useful as possible. How would you describe your overall experience of taking part in this study so far? [Very positive, Positive, Neutral, Negative, very negative].	Select	Week 2
Please tell us why.	Open	
How easy is it to use the app? [SCALE: Very easy, easy, Neutral, hard, very hard]	Select	
Have you encountered any difficulties or challenges when using the app? [Y/N/Don't know]	Select	
If so, please tell us more.	Open	Week 4
We'd like to ask you about your thoughts and experiences while using this app so far. Your feedback is really valuable to ensure this study is as informative and useful as possible. Has taking part in this study had an impact on your work? [Y/N/Don't know]	Select	
Please tell us more.	Open	
Has taking part in this study had an impact on your wellbeing? [Y/N/Don't know]	Select	
Please tell us more.	Open	
What has been motivating you to continue taking part in this project?	Open	Week 6
Please tell us about anything that the project could have done to provide more value to you, or to keep you even more engaged?	Open	
Could similar apps provide a benefit to other aspects of your work? [Y/N/Don't know]	Select	
Please tell us more.	Open	

(continued)

(continued)

Evaluation Item	Question Type	Week
We'd like to ask you about your thoughts and experiences while using this app. Your feedback is really valuable to ensure this study is as informative and useful as possible. Has taking part in this study had an impact on your work? [Y/N/Don't know]	Select	Week 8
Please tell us more.	Open	
Has taking part in this study had an impact on your wellbeing? [Y/N/Don't know]	Select	
Please tell us more.	Open	
If you could, would you want to keep using an app of this sort as an ongoing part of your day-to-day work? [Y/N/Don't know]	Select	
Please tell us why.	Open	
Allow us all to express our deepest gratitude to you for contributing right up to this final day. We are learning from, and will be sharing, your insights. If there is anything else you'd like to tell us about children during COVID19 that we haven't asked you about, please do share this with us now. We wish you strength in your important work going forward. Please email us at covid19-log4p-project@strath.ac.uk so that we can keep you updated with project!	Open	

Acknowledgments

While their mention does not imply their endorsement, the authors are deeply grateful to our international key partners, who actively shaped the overall project and without whom this project could not have been undertaken: the African Child Policy Forum; African Partnership to End Violence Against Children; Barnafriid National Centre on Violence Against Children; Child Rights Coalition Asia; Child Rights Connect; Defence for Children International, European Social Network; Fédération Internationale des Communautés Éducatives; Global Social Services Workforce Alliance; International Child and Youth Care Network; National Child Welfare Workforce Institute; Organization for Economic Cooperation and Development; the Observatory of Children's Human Rights Scotland; Pathfinders for Peaceful, Just and Inclusive Societies; REPSSI Pan African Regional Psychosocial Support Initiatives; the UN Special Representative of the Secretary-General on Violence Against Children; and Terre des hommes. These key partners were not involved in the development of this manuscript. Finally, we would like to extend our thanks to the app designer, Krzysztof Sobota; to Erin Lux, for the database expertise and research assistance; to Helen Schwittay and Sophie Shields, for the research and knowledge exchange assistance; and to Mark Hutton, for the app visual design.

Declaration of Conflicting Interests

The author(s) declared no potential conflicts of interest with respect to the research, authorship, and/or publication of this article.

Funding

The author(s) disclosed receipt of the following financial support for the research, authorship, and/or publication of this article: This work was supported by the Scottish Funding Council Global Challenges Research Fund (Reference: SFC/AN/18/2020).

ORCID iD

Jennifer C. Davidson  <https://orcid.org/0000-0002-8404-9033>

References

- Barriage, S., and A. Hicks. 2020. Mobile apps for visual research: Affordances and challenges for participant-generated photography. *Library & Information Science Research* 42:101033.
- Braun, V., C. Clarke, E. Boulton, L. Davey, and C. McEvoy. 2021. The online survey as a qualitative research tool. *International Journal of Social Research Methodology* 24:641–54.
- Chan, A. Y., C. Ting, L. G. Chan, and Z. J. L. Hildon. 2022. “The emotions were like a roller-coaster”: A qualitative analysis of e-diary data on healthcare worker resilience and adaptation during the COVID-19 outbreak in Singapore. *Human Resources for Health* 20:1–12.
- Crivello, G., and M. Favara. 2021. COVID-19 and the “ethics of disruption”: Current dilemmas facing longitudinal research in low-and middle-income countries. *Methodological Innovations* 14:2059799121994223.
- Davidson, J., D. Karadzhev, H. Collins, and A. Brown. 2023. Complexities of protecting children from violence during the COVID-19 pandemic: Providers’ and policymakers’ best practices, innovations and challenges in 12 countries. *Child Abuse & Neglect* 146:106480.
- Davidson, J. C., D. Karadzhev, and G. Wilson. 2021. Practitioners’ and policymakers’ successes, challenges, innovations, and learning in promoting children’s well-being during CLOVID-19: Protocol for a multinational smartphone app survey. *JMIR Research Protocols* 10:e31013.
- Dawson, C. 2020. *AZ of digital research methods*. Abingdon, UK: Routledge.
- Do, J., and L. C. Yamagata-Lynch. 2017. Designing and developing cell phone applications for qualitative research. *Qualitative Inquiry* 23:757–67.
- Fielding, J., N. Fielding, and G. Hughes. 2013. Opening up open-ended survey data using qualitative software. *Quality & Quantity* 47:3261–76.

- Firchow, P., and R. MacGinty. 2020. Including hard-to-access populations using mobile phone surveys and participatory indicators. *Sociological Methods & Research* 49:133–60.
- Frąckowiak, M., L. Rogowski, and V. Sommer. 2022. Hopes and challenges of creating and using a smartphone application. Working on and working with a digital mobile tool in qualitative sociospatial research. *Qualitative Research* 23: 14687941221098923.
- Hensen, B., C. R. S. Mackworth-Young, M. Simwinga, N. Abdelmagid, J. Banda, C. Mavodza, A. M. Doyle, C. Bonell, and H. A. Weiss. 2021. Remote data collection for public health research in a COVID-19 era: Ethical implications, challenges and opportunities. *Health Policy and Planning* 36:360–68.
- Houtgraaf, G., P. Kruyen, and S. van Thiel. 2022. Public servants' creativity: Salient stimulators and inhibitors a longitudinal qualitative digital diary study. *Public Management Review*:1–22.
- Karadzhev, D. 2021. Expanding the methodological repertoire of participatory research into homelessness: The utility of the mobile phone diary. *Qualitative Social Work* 20:813–31.
- Karadzhev, D., G. Wilson, S. Shields, E. Lux, and J. C. Davidson. 2023. Effective child well-being practices, barriers and priority actions: Survey findings from service providers and in 22 countries during COVID-19. *Journal of Children's Services* 18:207–32.
- Kaufmann, K., and C. Peil. 2020. The mobile instant messaging interview (MIMI): Using WhatsApp to enhance self-reporting and explore media usage in situ. *Mobile Media & Communication* 8:229–46.
- Kruyen, P. M. 2020. DearScholar: A mobile application to conduct qualitative and quantitative diary research. *Journal of Open Source Software* 5:2506.
- Onwuegbuzie, A. J., and N. L. Leech. 2007. Sampling designs in qualitative research: Making the sampling process more public. *Qualitative Report* 12:238–54.
- Rahman, H. Z., I. Matin, N. Banks, and D. Hulme. 2021. Finding out fast about the impact of Covid-19: The need for policy-relevant methodological innovation. *World Development* 140:105380.
- Teague, S., G. J. Youssef, J. A. Macdonald, E. Sciberras, A. Shatte, M. Fuller-Tyszkiewicz, C. Greenwood, J. McIntosh, C. A. Olsson, and D. Hutchinson. 2018. Retention strategies in longitudinal cohort studies: A systematic review and meta-analysis. *BMC Medical Research Methodology* 18:151.
- Tiersma, K., M. Reichman, P. J. Popok, Z. Nelson, M. Barry, A. R. Elwy, E. J. Flores, K. E. Irwin, and A. M. Vranceanu. 2022. The strategies for quantitative and qualitative remote data collection: Lessons from the COVID-19 pandemic. *JMIR Formative Research* 6:e30055.
- Twis, M. K., V. J. Miller, C. Cronley, and N. Fields. 2020. Collecting qualitative data through mobile applications: A multiple case study report. *Journal of Technology in Human Services* 38:38–53.

- Vindrola-Padros, C., G. Chisnall, S. Cooper, A. Dowrick, N. Djellouli, S. M. Symmons, S. Martin, G. Singleton, S. Vanderslott, N. Vera, and G. A. Johnson. 2020. Carrying out rapid qualitative research during a pandemic: Emerging lessons from COVID-19. *Qualitative Health Research* 30:2192–204.
- Wilke, D. J., M. Radey, and L. Langenderfer-Magruder. 2017. Recruitment and retention of child welfare workers in longitudinal research: Successful strategies from the Florida Study of Professionals for Safe Families. *Children and Youth Services Review* 78:122–28.
- Wu, M. J., K. Zhao, and F. Fils-Aime. 2022. Response rates of online surveys in published research: A meta-analysis. *Computers in Human Behavior Reports* 7: 100206.