

Science Advice for Policy by European Academies

A SCIENTIFIC
PERSPECTIVE ON
**MICRO-
PLASTICS**
IN NATURE AND SOCIETY

SA  EA

Science Advice for Policy by European Academies

Evidence Review Report No. 4

This Evidence Review Report has been produced under the auspices of the SAPEA Consortium, as a deliverable under Grant Agreement 737432 "Science Advice for Policy by European Academies" (SAPEA) that was signed by the Consortium and the European Commission on 22 November 2016.

The text of this work is licensed under the terms of the Creative Commons Attribution licence which permits unrestricted use, provided the original author and source are credited. The licence is available at: <http://creativecommons.org/licenses/by/4.0>.

Images are not covered by this licence.

A list of the experts who contributed to the report is available in Annex 1.

In accordance with Article 35, paragraph 1 of the aforementioned Grant Agreement, the Consortium identified all relevant interests of the experts requested to contribute to the Evidence Review Report, assessed whether an interest constituted a conflict of interests, and took — where relevant — measures to exclude that an interest could compromise or be reasonably perceived as compromising the impartiality or objectivity of the report. Further information about SAPEA's working processes are available at www.sapea.info/guidelines.

The information, facts and opinions set out in this report are those of the authors and do not necessarily reflect the opinion of the European Commission. The SAPEA Consortium is not responsible for the use which may be made of the information contained in this report by anyone, including the European Union institutions and bodies or any person acting on their behalf.

This report can be viewed online at: www.sapea.info/microplastics

ISBN 978-3-9820301-0-4

DOI 10.26356/microplastics

SAPEA, Science Advice for Policy by European Academies. (2019). *A Scientific Perspective on Microplastics in Nature and Society*. Berlin: SAPEA. <https://doi.org/10.26356/microplastics>

version 2019.1.1

PUBLISHER

SAPEA
c/o acatech
Pariser Platz 4a
10117 Berlin | Germany

CONTACT

SAPEA Communications Office
13 Rue d'Egmont
Brussels 1000 | Belgium
contact@sapea.info

A Scientific Perspective on Microplastics in Nature and Society

Informs the forthcoming Scientific Opinion
of the European Commission Group of Chief Scientific Advisors

Version history

Version	Date	Summary of changes
2019.1.0	10 January 2019	First published version
2019.1.1	21 January 2019	First printed version 3.4.2 removed erroneous reference to 'elasticity' added table 4.1 to table of contents amended caption of figure 4 to clarify date range of data updated professional affiliation of one expert corrected small typographical errors



About SAPEA

Spanning the disciplines of engineering, humanities, medicine, natural sciences and social sciences, SAPEA — Science Advice for Policy by European Academies — brings together outstanding knowledge and expertise from over 100 academies, young academies, and learned societies in over 40 countries across Europe.

SAPEA is part of the European Commission's Scientific Advice Mechanism, which provides independent, interdisciplinary, and evidence-based scientific advice on policy issues to the European Commission. SAPEA works closely with the European Commission's Group of Chief Scientific Advisors.

This Evidence Review Report will inform the GCSA's Scientific Opinion on the topic, which will be available in Spring 2019.

Funded through the EU's Horizon 2020 programme, the SAPEA consortium comprises Academia Europaea (AE), All European Academies (ALLEA), the European Academies' Science Advisory Council (EASAC), the European Council of Academies of Applied Sciences, Technologies and Engineering (Euro-CASE), and the Federation of European Academies of Medicine (FEAM).

For further information about SAPEA, visit www.sapea.info

Table of Contents

07	FOREWORD BY SAPEA
09	FOREWORD BY THE WORKING GROUP CHAIRS
10	EXECUTIVE SUMMARY
16	Chapter 1. INTRODUCTION
21	Chapter 2. THE NATURAL SCIENCE PERSPECTIVES
21	2.1 Introduction
23	2.2 Basics, definitions, polymer introductions
24	2.3 Exposure
28	2.4 Occurrence
37	2.5 Hazards of nano- and microplastic particles
48	2.6 Risks
51	2.7 Modelling
58	2.8 Conclusions
62	Chapter 3. SOCIAL AND BEHAVIOURAL SCIENCES PERSPECTIVES
62	3.1 Introduction
69	3.2 The changing role of the media
67	3.3 Knowledge and risk perception
77	3.4 Decisions and behaviour
87	3.5 What is unknown
88	3.6 Conclusions
90	Chapter 4. REGULATORY AND LEGISLATIVE ASPECTS
90	4.1 Introduction
90	4.2 The current policy landscape
91	4.3 The three governing principles
95	4.4 Scientific underpinning of current legislation
99	4.5 Current directives/conventions
100	4.6 Implementation and enforcement
103	4.7 Voluntary arrangements
104	4.8 Governance
105	4.9 Conclusions
107	Chapter 5. CONCLUSIONS AND OPTIONS

Table of Contents

118	ANNEX 1 Working Group Members
120	ANNEX 2 External Contributing Experts and Workshop Participants
121	ANNEX 3 Acknowledgements
122	ANNEX 4 Glossary of Terms
126	ANNEX 5 List of Abbreviations
128	ANNEX 6 Systematic Literature Search Method Report

LIST OF FIGURES AND TABLES

20	FIGURE 1 Summary of what this report aims to review
44	FIGURE 2 Reported impacts of nano- and microplastics on biota
63	FIGURE 3 How plastic moves from the economy into the environment
65	FIGURE 4 Scientific publications
65	FIGURE 5 Monthly number of news items
93	TABLE 4.1 Overview of EU legislation and policies on (micro-)plastics



Foreword by SAPEA

A Scientific Perspective on Microplastics in Nature and Society is the fourth Evidence Review Report to be published by the SAPEA consortium. In this report, we were asked to review the current evidence on health, environmental and societal impacts of nano- and microplastic pollution. The interest, concern and uncertainties surrounding nano- and microplastics and the heightened media attention on plastic pollution, coupled with the many unknowns, make the project very timely. The broad scope and complexity of the issue have presented many challenges, while the topicality of the subject makes it especially important.

SAPEA is an integral part of the European Commission's Scientific Advice Mechanism. This Evidence Review Report is presented to the European Group of Chief Scientific Advisors (GCSA), informing the GCSA's Scientific Opinion, which will be published in 2019. The Scientific Opinion is delivered directly to the College of Commissioners. Both documents will be used by the European Commission for planning and policymaking. By such means, the best available science, distilled and analysed by the leading experts in Europe, should have a direct and tangible impact on decisions taken by the European Commission which influences the lives of some 500 million people across our continent.

In this project, SAPEA assembled a large multi-disciplinary working group, with world-leading expertise in the natural, behavioural and political sciences. The Network FEAM led the project. The working group provided specialist knowledge on subjects ranging from nano- and microplastics, polymer science, marine pollution, ecology, toxicology, risk assessment, human health, computer modelling, regulatory processes, behavioural sciences, media and communication, risk perception and attitude and behaviour research, and more. The resulting report reflects not only the outstanding knowledge of the experts, but also their exemplary commitment to the voluntary task of collaborating in an interdisciplinary way and bringing the best and latest scientific knowledge into policymaking.

We would like to thank everyone involved in making it a success and express our sincere gratitude to those who have contributed, especially the working group members and excellent Chairs.

Professor George Griffin
President of FEAM, 2018–2020

Professor Sierd Cloetingh
Chair of SAPEA Board, 2018–2019
President of Academia Europaea, 2014–2020



Foreword by the Working Group Chairs

As scientists deeply involved in the broad topic of plastic debris in the environment, we were both happy to accept the invitation by SAPEA to summarise the evidence base with respect to nano and microplastics in nature and society. Nano- and microplastics (NMPs) are tiny plastic particles of mixed shapes and sizes, which have been found in air, soil, freshwater, seas, in biota, and in several components of our diet. This is a fast-moving science and policy area, and here we offer our scientific perspective on the current state-of-the-art knowledge about NMPs and highlight the features and complexities of the topic.

Traditionally, the topic of NMPs has been addressed within separate scientific disciplines, but the consensus is increasingly that we need multidisciplinary approaches to understand the impacts and implications of pollutants such as microplastics for the environment and society and to understand how to use this complex evidence base better, to help define policy and find solutions. This is what we consider to be the unique aspect of this report: it reviews relevant evidence from the social and behavioural sciences (e.g. on behaviour change, risk perception, media coverage), in conjunction with the current natural sciences evidence (e.g. on sources, occurrence, hazards, risks), which is crucial to designing effective policies. Evidence from the environmental, computer modelling, social, behavioural and political sciences are reviewed and presented from an interdisciplinary perspective.

We would like to thank the working group. The project had a very tight time schedule, and each of the members made an impressive contribution by offering their precious time, by interacting as a team in a positive atmosphere, and by the willingness to learn from and build on each other's diverse views and insights. Analysing and solving the societal issue of NMP is unfinished business and we can imagine the relationships here formed may find ways to continue and further what has been achieved already.

We would like to thank SAPEA for the opportunity and support. Some special and personal thanks from both of us goes to our project manager and contributing science writer Dr Jackie Whyte. We look forward to the next steps and hope that by informing the forthcoming Scientific Opinion by the European Commission's Group of Chief Scientific Advisors, we have applied our current knowledge and contributed to good policy recommendations and a better future.

Professor Bart Koelmans
Wageningen University
The Netherlands

Dr Sabine Pahl
University of Plymouth
United Kingdom



Executive Summary

Scope and Objective

Microplastics are **plastic particles of mixed shape** that are present in air, soil, freshwater, seas, in biota, and in several components of our diet. Because of fragmentation and degradation of larger plastic items and of microplastics, it is plausible that nanoplastics will be formed. Scientists, policy-makers and the public are becoming increasingly concerned about both the ubiquity of nano- and microplastics and the uncertainties surrounding their impacts, hazards and risks to our environment and to human health. Heightened media attention on plastic pollution is observed. In this report, we discuss nano- and microplastics separately in some cases, and in other cases together as 'NMPs' representing both nano- and microplastics.

NMPs are below 5 mm in size (Arthur, 2009; Thompson et al., 2004) and come from **a variety of sources**, including fisheries, products and textiles (use and breakdown), agriculture, industry, waste, litter and others. If the occurrence and concentrations of NMPs continue to rise, either from intentionally produced NMPs or NMPs formed by the degradation of larger plastic items, what can science tell us about the risks and what sense can be made of this complex evidence base?

The scientific evidence base and policy context are being reviewed by the European Commission's Scientific Advice Mechanism. As part of this mechanism, this Evidence Review Report (ERR) offers a scientific perspective on the state-of-the-art knowledge about the implications of NMPs **in nature and society** and highlights the unique features and complexities of the topic. In this report, a SAPEA working group rapidly reviews the current knowledge about NMPs and offer their conclusions on that knowledge as it stands today. They also highlight uncertainties and knowledge gaps in order to inform appropriate future actions.

Many agencies, groups and discussion forums bring together experts specialising in macro-, micro- and nanoplastics to share their perspectives on microplastics pollution and to look at potential policy needs. Both the scientific evidence base and the policy context is evolving quickly. What is unique about this report is that it is an interdisciplinary analysis by independent scientists, free from political institutional influences, coordinated by the European Scientific Academies, and focused on nano- and microplastics, not the large plastics. This ERR provides the first step in a two-step process that feeds into a Scientific Opinion on the subject in 2019, which will be written by the European Commission's Group of Chief Scientific Advisors (GCSA). Currently, a systematic overview of policy options and their predicted efficiency and relevance to

reduce current and future risks of NMPs in Europe is not available and so this initiative is welcomed by the working group.

This report distinguishes clearly between what is known, what is partially known and what is not known where possible. The broad scope for it is outlined in a statement that was issued by the GCSA in July 2018 (GCSA, 2018). NMPs in the environment (as reviewed in Chapter 2) are solely the result of human activity, and it is essential to understand the contributing factors of society within the system. A unique aspect of this report is that it reviews evidence from the social and behavioural sciences (in Chapter 3) in conjunction with the natural sciences evidence, which is crucial to designing effective policies. The working group also reviews current computer modelling performed on the topic (Chapter 2) and briefly reviews plastic-related policies. In chapter 4, a review of the scientific underpinnings to current policies is given, and it is noted where they do or (as in most cases) do not include NMPs.

This report is the result of discussions at two physical meetings, held in Brussels and Amsterdam, and one workshop held in Berlin. The authors worked remotely and wrote this report within twelve weeks, from September to November 2018. For the specialised reader, the detailed evidence that underpins this report can be found within the sections of each chapter and more information can be found in the over 450 references cited. The main conclusions reached by the working group can be found at the end of each chapter. A digest and combined summary can be found in Chapter 5, which also presents some solutions for society, as potential options for the GCSA to consider for their subsequent Opinion, derived from this scientific evidence.

Conclusions

The number of papers is growing exponentially in this field, but knowledge is not growing at the same rate – there is some redundancy and marginality in the papers. The SAPEA working group concludes that a lot is already known about nano- and microplastics, and more knowledge is being acquired, but some of the evidence remains uncertain and it is by its nature, complex (for instance, differences in size, shape, chemical additives, concentrations, measurements, fates, unknowns, human factors, media influences, actions and behaviours, as reviewed in the report). While members of the working group have diverging interpretations of some of the evidence, they review and present their views in a non-biased way, also presenting where they found consensus.

They conclude that there is a need for improved quality and international harmonisation of the methods used to assess exposure, fates and effects of NMPs on biota and humans. We have a fair knowledge of microplastics concentrations for freshwaters

and the ocean surface, but little is known about air and soil compartments and about concentrations and implications of NMPs below the ocean surface. The working group concludes from this evidence that, while ecological risks are very rare at present for NMPs (plastics of sizes below 5mm), there are at least some locations in coastal waters and sediments where ecological risks might currently exist. If future emissions to the environment remain constant, or increase, the ecological risks may be widespread within a century. Little is known with respect to the human health risks of NMPs, and what is known is surrounded by considerable uncertainty (Section 2.6); however, the relevant conclusion of this working group is that we have no evidence of widespread risk to human health from NMPs at present.

Most microplastics go in and out of most organisms, and as with many chemicals, 'the poison is in the dose'. It has been demonstrated in the laboratory that, at high exposure concentrations and under specific circumstances, NMPs can induce physical and chemical toxicity. This can result in physical injuries, inducing inflammation and stress, or it can result in a blockage of the gastrointestinal tract and a subsequent reduced energy intake or respiration. Sections 2.5 and 2.6 of this report review evidence of studies in several aquatic organisms, where, for example, researchers conclude that exposure to microplastics in the laboratory has a significant, negative effect on food consumption, growth, reproduction and survival, once effect thresholds are exceeded. But we have no evidence that this happens in nature, and a lack of data to say whether individuals shown to contain plastics in nature are affected.

Most of these effect studies, however, are performed using concentrations that are much higher than those currently reported in the environment, or using very small microplastics for which limited exposure data exists, or using spherical ones which are not representative of real-world types of particles, or using relatively short exposure times. Currently, it is not known to what extent these conditions apply to the natural environment. This limits the reliability of the risk assessment for nano- and microplastic.

While inflammatory evidence is seen in animal models, we do not know if this translates to humans or not. In humans, occupational exposure by workers to microplastics can lead to granulomatous lesions, causing respiratory irritation, functional abnormalities and other conditions such as flock worker's lung. The chemicals associated with microplastics can have additional (and difficult to assess) human health effects, such as reproductive toxicity and carcinogenicity. However, the relative contribution to chemical exposure of NMPs among the mix of chemicals is probably small at present (see section 2.5.6 for ecological implications), although the number of assessments remains limited. Therefore, the degree of this toxicity and impacts for environmental

NMPs remain uncertain. For example, with respect to exposure to microplastic-associated chemicals in humans, EFSA (EFSA, 2016) estimated that the consumption of around one portion of mussels would, even under worst case assumptions, contribute less than 0.2% to the dietary exposure of three well-known toxic chemicals (Bisphenol A, PCBs and PAHs) (see section 2.5.6). In summary, with or without chemicals associated, the evidence base for both dietary and airborne microplastic concentrations is so sparse (especially concerning the inhalable size fraction) that it is unclear what the human daily intake of NMPs is; yet this knowledge would be essential for estimating health effects.

There is a need to understand the potential modes of toxicity for different size-shape-type NMP combinations in carefully selected human models, before robust conclusions about 'real' human risks can be made, though the occurrence and impacts are beginning to be measured. Meanwhile, very little is known about nanoplastics (as opposed to microplastics), and this should be addressed before any pertinent assessment can be made about their impacts and risks.

The currently known detail about environmental and health impacts to date, sources, occurrences, fates, hazards and risks, can be found in Chapter 2 and the full list of conclusions of the chapter can be found in Section 2.7.

There is considerable influence on the public discourse about NMPs from the media and politics in parallel to scientific communications. Chapter 3 of this report highlights how insights from sociology, psychology, media and communication studies and organisational studies have an important role to play in understanding the interplay between natural science insights and the planning of effective societal responses. These disciplines are necessary in the design of successful policies and interventions and in societal engagement to reduce NMP pollution (and macroplastic pollution, as contributors to NMP, although they are not the focus of this review). A conclusion of this working group is that communicating transparently about the uncertainties in the scientific evidence is a safer approach than assuming a lack of risk, especially in sensitive domains such as food and human health.

Human decisions and behaviours are the reason why plastics exist in our environment. It is the economy that drives emission to the environment, and behaviours of citizens and other stakeholders that put them there, and which could ultimately change that. The uses of plastic posing the highest risks in the future will be those related to high volumes, high emission profiles, and/or intrinsic hazardous properties of the materials. If NMP pollution is to be reduced, societal understanding and risk

perception of the issue, together with motivations and behaviour change principles, need to be considered for lasting change. While NMPs have hardly been addressed to date by the social and behavioural sciences, the group draws on literature from other environmental issues and puts forward ideas about what can be inferred from them in relation to the NMP topic. Chapters 3 and 4 indicate that interventions will be accepted by the public if linked to relevant values and perceptions, with transparent communication and implementation, which then may lead to a significant reduction in the current and future risks of NMP. The authors conclude that there is consensus and momentum for action and no evidence of 'plastic denial' (as opposed to climate change denial); see Section 3.7 for the full list of conclusions.

The evidence reviewed within Chapters 3 and 4 indicates that a large array of measures is useful for addressing and reducing plastic pollution, such as fees, bans, Environmental Protection Regulations and voluntary agreements. However, it is not feasible to distinguish between NMPs and larger macroplastics when reviewing and defining regulations (with exception of those scenarios where primary microplastics are regulated). Legislation addressing plastic pollution can mainly be grouped into measures that aim to protect the marine environment (such as the EU Marine Strategy Framework Directive) and those that are focused on waste (such as the EU's Waste Directive). The scientific basis for these groups of legislation are somewhat different. Environmental legislation is based on only a few (albeit comprehensive) reports and monitoring studies, as reviewed in Chapter 4. Due to the lack of scientific understanding, the precautionary principle has been part of the foundation for current regulations. Notably, NMPs are not mentioned explicitly, nor is monitoring required specifically for NMPs at present. The precautionary principle enables decision-makers to adopt precautionary measures when scientific evidence is uncertain, and when the possible consequences of not acting are high.

Options and Next Steps

Close interdisciplinary collaboration between the natural, social and behavioural and regulatory sciences is the way forward for addressing the complex issue of plastic waste and pollution. The absence of concrete evidence of microplastic risks at present does not allow us to conclude with sufficient certainty either that risk is present or that it is absent in nature. It will thus take some time before more reliable conclusions on risks become available for the various environmental compartments and for public health assessment.

As socioeconomic developments increase, and if plastic use continues as 'business as usual' or increases further, it follows that the associated risks will concurrently

increase. The working group finds that there is a need for more inquiry into these future socio-economic scenarios, as well as the environmental ones. The working group concludes from their review of the combined evidence in this report that it will be important to implement both agreements and legislation which focus on emission reduction and the use of less hazardous materials (see Chapter 4). Such agreements would protect the resources which society aims to protect, such as marine and surface waters, air, food products, soil and drinking waters – collectively, our environment and health. In general, enforceable measures or protection levels are often laid down in legally binding texts, and these can create new markets for innovative solutions which the evidence reveals are needed. The evidence suggests that focus should be on circular economy approaches, away from linear processes and end-of-life clean-up. The working group offers more options based on the science evidence in Chapter 5 of this report.

The future work of the GCSA will bring in more dialogue with industry and other organisations and stakeholders, and will review in more detail the various policy measures and legislative instruments that are in place, under development or potentially needed. Their report will be informed by this report and will combine the scientific evidence presented here with a detailed EU, national and international policy analysis (SAM, 2018) and they will formulate recommendations for policy-makers in Spring 2019. This joint project by the SAM is further detailed at <http://ec.europa.eu/research/sam/index.cfm?pg=pollution> and <https://www.sapea.info/microplastics>.



Chapter 1. Introduction

'Concern about the presence of microplastic particles in soil, air and water and their effect on biota and human health is increasing among scientists, policy-makers and the public. This is due to steadily improving knowledge of the scale and impacts of pollution by plastic in general and by microplastics, either intentionally produced, or formed by the degradation of larger plastic items. Heightened media attention to marine and land-based plastic pollution with images of floating garbage patches, littered beaches, entangled and suffocated animals, and zooplankton ingesting plastic particles is also contributing significantly to public awareness.'

Starting Consideration of the Statement by the European Commission Group of Chief Scientific Advisors (GCSA, 2018).

The GCSA has launched work leading to scientific advice on this topic, informed by this review of scientific evidence by SAPEA. This Evidence Review Report (ERR) gives a scientific perspective on the health and environmental impacts of nano- and microplastic (NMP) pollution, as part of the Scientific Advice Mechanism of the European Commission. This ERR gives a state-of-the-art synthesis of relevant published scientific evidence and captures the different facets of the complexity of microplastics, in nature and in society.

1.1 THE COMPLEXITY OF MICROPLASTICS

Since the discovery of the first plastic made from synthetic components in the early 1900s (Andrady & Neal, 2009), industry has been exploring new properties and opportunities regarding plastic materials. This growing interest in a relatively cheap and malleable material resulted in vast applications. As a result, today we are surrounded by a plethora of plastic objects, ranging from everyday items such as lunch bags, to more complex products and machines composed partly or entirely of plastic material.

Contamination of the environment with plastic debris is one of today's major environmental problems that affects society (EFSA, 2016; GESAMP, 2015; Koelmans et al., 2017a; Lusher, Hollman, & Mendoza-Hill, 2017). Plastic debris is a human-created waste of solid polymer material, that has deliberately or accidentally been released in the environment. Plastic debris is an extremely diverse material, composed of many different polymers at different weathering states, and of different shapes and sizes (Browne, 2015; GESAMP, 2015). Plastic debris is a material of high societal concern, as it has been declared an unnatural stressor to a wide range of organisms, an eyesore

and an unethical addition to nature. The cleaning of contaminated areas requires effort and cost, which have implications for the economy. Plastic debris can also be seen with the naked eye, which explains part of the concern of the public (Koelmans et al., 2017a).

One sub-fraction of plastic debris is that of microplastics, pragmatically defined as plastic debris particles smaller than 5 mm (NOAA definition) (GESAMP, 2015). Usually, 0.1 or 1µm is used as a lower size boundary for microplastics, and plastics lower than this size are referred to as nanoplastics. In this report, we discuss nano- and microplastics separately in some cases, and in other cases together as 'NMPs' representing both nano- and microplastics.

The cut-off at 5 mm is to some extent arbitrary, as there is no crucial difference in environmental behaviour compared to that of somewhat larger particles. The aforementioned size cut-offs are conventions that have developed in the plastic debris community, yet a consensus definition has not yet been reached.

As a result of the broad range of applications and uses of plastics, various sources of NMPs exist. Generally, microplastics are classified into two groups, primary microplastics and secondary microplastics (GESAMP, 2015). **Primary nano- and microplastics** are microscopic pieces of plastic that are purposefully manufactured for specific applications, e.g. pellets for industrial production and microbeads. **Secondary nano- and microplastics** are produced indirectly from the breakdown of larger plastic waste or debris, both at sea and on land. The diversity and complexity of sources is reflected in the diversity of NMP particle scale characteristics (shape, size, density, polymer type), its transport and fate characteristics, its effect thresholds and effects on biota, and in its risk characteristics. The adsorption of environmental organic contaminants to NMP, as well as the presence of residual additive chemicals native to the original polymer, further adds to this complexity. Chemical mixture toxicity is complex in itself. The co-occurrence of NMP and chemicals in the same environmental substance, or 'compartment of nature', has been shown to lead to context-dependent interactions of further extended complexity.

Although this report has NMPs as its primary focus, the microplastics debate cannot be fully separated from the wider debate on plastic production, consumption and pollution, because most microplastics originate from the breakdown of macroplastic items. The main aspect in which NMPs contrast with larger plastic debris in general is the fact that they are **virtually invisible** when dispersed in the environment. This aspect, together with a higher chance of ingestion by a larger range of species, has

contributed to the perception that NMPs may constitute a risk to humans and the environment. Fragmentation and weathering may proceed until the nanoscale (i.e., < 0.1 or 1 µm) (Koelmans, Besseling, & Shim, 2015), a scale at which NMP occurrence, behaviour and effects are highly uncertain. This further contributes to societal concern.

To assess the exposure, ecological and human health effects of NMPs is highly complex. Microplastics have been detected in air, soils, freshwaters, drinking water, the oceans and in food products such as seafood, table salt, and potentially beer and honey (see Chapter 2). The presence of nanoplastics in nature is generally considered highly plausible; however, there is very limited evidence from measurements, as adequate analytical methodology is still lacking. This relates to the inherent complexity of nanoplastics, as well as the inherent complexity of food webs and ecosystems (Scheffer, 2009).

1.2 SOCIETAL RESPONSES TO THE PROBLEM OF PLASTIC DEBRIS

Plastic pollution (whether at the macro- or microplastic level) is attracting considerable public attention and has triggered calls for policy action. Increasingly, the consensus is that one scientific discipline alone cannot solve complex environmental issues, such as plastic pollution (Backhaus & Wagner, 2018; Vegter et al., 2014). For example, ecotoxicologists and marine biologists might collaborate to understand how microplastics affect marine organisms. The social and behavioural sciences become relevant in the interplay between natural science insights and societal causes, perceptions and responses. Chapter 3 of this report selects insights from media and organisational studies, risk perception and communication, and attitude and behaviour research, that may help engage society in reducing macro- and microplastic pollution and to design successful policies and interventions. In summary, answering questions about how plastic moves from the economy into the environment, and where opportunities for changed awareness, action and behaviour might exist, require a causal linking of information from different scientific fields, as illustrated in Figure 1 (and as later discussed in Figure 3).

In Chapter 4, SAPEA introduces existing, emerging and potential future regulatory and legal frameworks of relevance to microplastics, covering hard legislation and soft policy and ecosystem-focused measures. This brief overview is to set the scene for political and legal science analyses of these issues, and to critique the rationale for applying or not applying the precautionary principle in the face of uncertainty, which is very pertinent to the topic of microplastics. A detailed policy context review was

performed in parallel by the SAM Unit of the European Commission, who shared that work with the working group to support their work (SAM, 2018).

1.3 AIMS AND SCOPE OF THE EVIDENCE REVIEW REPORT

The present SAPEA scientific Evidence Review Report (ERR) covers the full extent of current scientific knowledge about NMPs and existing knowledge gaps in order to help inform future actions and policy measures and with the aim for protection against adverse environmental and human health effects.

The SAPEA ERR aims to be presented in a way to promote a more informed public and policy debate (GCSA, 2018) and will feed into the Scientific Opinion paper, which will be written by the GCSA in 2019.

As well as providing an overview of evidence-based scientific knowledge, the report's structure is designed to distinguish clearly, where possible, between what is known, what is partially known and what is not known. It looks at the social and behavioural sciences, along with giving an overview of the state-of-the-art of the natural sciences and providing some policy context to the microplastics debate. These three main scientific fields each are covered in a separate chapter, while links between them (Figure 1) are covered in each of them and in Chapter 5. The working group also reviews what has been learned from current computer modelling performed on the topic.

The aims of the report

The report aims to provide:

- 1.** A rapid evidence review and summary of the existing natural sciences reviews and overview reports covering exposure, (eco)toxicology, environmental and human health risks, incorporating the most recent primary literature not covered by existing reviews (**Chapter 2**). Also, see Annex 6 for details of the systematic literature review strategy that was performed to support the project.
- 2.** An analysis of the social and behavioural sciences, covering issues such as media influences, risk perception by citizens, the behaviour of stakeholders, the political economy and psychology of the microplastic debate (**Chapter 3**).
- 3.** A brief political and legal analysis of various national and international legislative, regulatory, policy (LRP) frameworks of relevance and a digest of academic work and the scientific underpinnings that have guided them (**Chapter 4**).

Additionally:

4. The main conclusions of the SAPEA Working Group are listed at the end of each chapter.

5. Finally, the working group provides a synthesis of the information provided in the whole report, addressing:

- a. a reflection on the adequacy of current regulatory frameworks given the latest scientific evidence;
- b. summary of main conclusions from preceding chapters;
- c. a presentation of options for consideration by the GCSA in their preparation of a Scientific Opinion (**Chapter 5**).

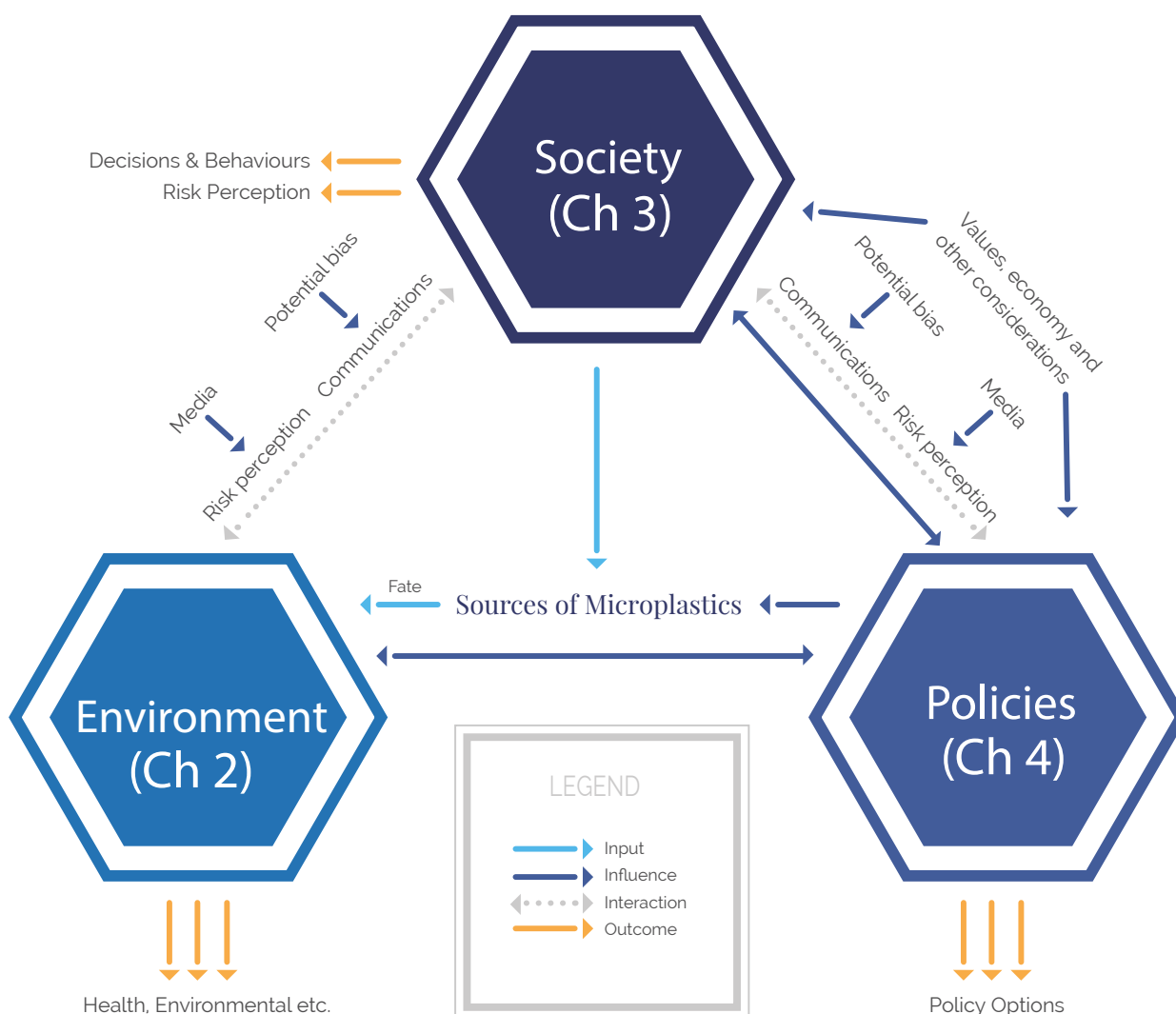


Figure 1: This figure summarises what this ERR aims to review, i.e. the evidence base for what is known about nano and microplastics in nature (Chapter 2), in society (Chapter 3) and in policies (Chapter 4). It reviews the inputs, influences, interactions, interplay and outcomes of media and policy activities with society and with the environment.



Chapter 2. The Natural Science Perspectives

2.1 INTRODUCTION

In recent decades, pollution of the environment with plastic debris has received increasing attention in society due to the visibility of plastic debris, because of ethical and aesthetical considerations and because of concerns with respect to both ecological harm and more recently to human health (GESAMP, 2015). This chapter aims to provide an overview of the existing evidence and the properties of plastic and plastic debris, its occurrence and concentration in the environment, exposure, its hazards and effects on organisms, communities and food webs, and finally the probability of risks for the environment and human health. We also review models that have been used for scenario studies with respect to the problem of plastics debris.

Risk in the context of chemical assessment can be defined from the perspective of natural sciences as “the probability of an adverse effect on man [sic] or the environment occurring as a result of a given exposure to a chemical or mixture” (Vermeire & van Leeuwen, 2007). Risk assessments often use simple risk characterisation ratios (RCRs), whereby a risk is characterised as the ratio of actual or predicted exposures to the maximum acceptable concentration of a given chemical or particle in a given environment. An RCR exceeding 1 is usually interpreted by policymakers as an unacceptable situation that warrants further study and/or risk mitigation measures. For the risk assessment of microplastics, risk metrics have also been suggested that consider the likelihood of risk exceedance, as well as impact severity (Mahon et al., 2017; United Nations, 2016). A risk is the chance (high or low) that any hazard will actually cause harm. Risk exceedance simply means the likelihood of being exposed to the hazard at some given level or higher.

Expected and actual exposure levels differ vastly between environmental compartments and sites. Furthermore, maximum acceptable concentrations (e.g. Predicted No Effect Concentrations (PNECs), Derived No Effect Levels (DNELs), Acceptable Daily Intakes (ADIs) and similar estimates) have to be determined in relation to the most sensitive (eco)toxicologically relevant endpoint (i.e. reproduction, growth or mortality) and the species/ecological communities present in a given compartment, which can be detailed for each and every microplastic particle type of interest. This renders any chemical risk assessment highly complex and data-demanding. This issue is even

more challenging for microplastics than for 'ordinary' chemicals, because their overall risk might be driven by a combination of at least four interlinked processes: physical effects of the particles; food limitation caused by particle exposure; chemical toxicity from associated chemicals and the unintentional distribution of associated (micro) biota; and the interactions between these factors (Engler, 2012; Reisser et al., 2014; Syberg et al., 2015). Real-world exposure is not to one well-defined particle type, but to a complex mixture of particles of different polymers, sizes, shapes, surface characteristics and chemical composition (Lambert, Scherer, & Wagner, 2017). In principle, this demands an individual risk assessment for each class of NMP, for instance for each individual polymer and size class (Koelmans et al., 2017). In practice, this is not feasible now because exposure and hazard data would be needed for each particle class. Whether and how this complexity can be simplified into a single RCR (or at least to a small set of distinct RCRs) is currently unclear. Koelmans et al. (2017a) provided a first template, employing adverse outcome pathways and tiered hazard assessment strategies to systematise the issues at hand, but practical experiences are still missing.

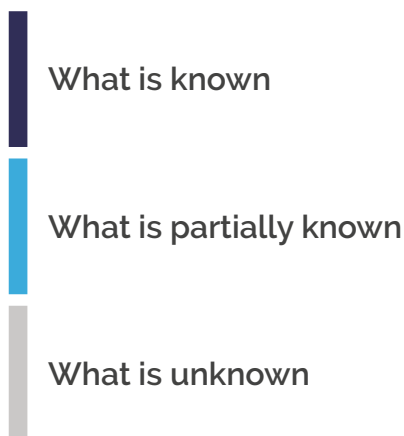
This chapter is structured following the main components of this classical risk assessment framework. After providing basic definitions and an introduction to polymer science in the context of plastic debris, we discuss exposure, hazard assessment, and finally risk characterisation.

As requested by the GCSA, for each section, the information is separated into what is known, what is unknown, and a category in between representing what is not well known, to roughly indicate the level of certainty associated with current knowledge.

The bars along the side of the page indicate these categories: dark blue for known, blue for partially known and grey for unknown. We emphasise that this information represents a continuous scale and that allocation into these three categories is subjective to some extent, despite the fact that this has been performed by subject experts following a thorough literature review. We report the conclusions of the working group based on the current evidence as a whole and their interpretations of the robustness of the evidence (even where research is at an early stage), so that diverging and consensus opinions are reported.

Key to page sidebars

These sidebars are used in Chapter 2 only. They are not applied elsewhere in this report.



We have described the NMP complexity above, which is linked with uncertainty. Uncertainty and partial knowledge may affect policy- and decision-making, and this is dealt with later in the report (Chapters 3 & 4). There, we consider evidence about the policy relevance and challenge of the combination of this uncertainty with the system complexity, whereby interventions are devised in situations of partial knowledge (see Chapter 2, Section 2.6 and Chapter 3, Section 3.3.3). The question of whether decisions can be taken based on scientific evidence about NMPs in the environment while there is only partial information is challenging, and will be covered by the GCSA in their subsequent Scientific Opinion in more detail.

2.2 BASICS, DEFINITIONS, POLYMER INTRODUCTIONS

A scientific understanding of the environmental impacts of microplastics requires a good material science view on the fate and degradation processes of plastic products under environmental conditions. Therefore, it is important to have a basic knowledge of polymer science. The term 'plastic' refers to material consisting of organic polymers and additives. A polymer is a molecule of high molar mass, the structure of which comprises the multiple repetition of units derived from molecules of low molar mass (monomers) (International Union of Pure and Applied Chemistry, 2018; Chan, 2017).

Thermoplastic polymers are produced at high volumes, and it follows that they occur most frequently in the environment and therefore attract the greatest attention. This group of polymers comprises polyethylene (PE), polypropylene (PP), polystyrene (PS), polyvinylchloride (PVC), polyethyleneterephthalate (PET) and polyurethane (PUR), including their foam variants. Less frequent polymers with the potential ability to create microscopic residues in the environment are based on copolymers (polymer structures polymerised from two or more monomers), polymer blends and multilayer structures with specific properties, e.g. barrier materials in food packaging. Other types of polymers — such as fibre-forming polymers used for synthetic textiles (e.g. polyamides, polyacrylonitrile), glass fibre (diameter 5-15 µm)-reinforced unsaturated polyesters and also rubbers — can become components of microplastics. Some newly-developed, bio-based plastics (e.g. polylactide acid, PLA), as well as plastics that claim to be biodegradable (e.g. oxo-degradable polyolefins), may contribute to plastic debris as well, because they are not fully degraded under natural conditions (Lambert & Wagner, 2017).

Almost all plastic products contain additives for the purpose of enhancement of specific properties, typically UV stabilisers, antioxidants, plasticisers, colourants, fillers, etc (Murphy, 2003). These various additives modify the kinetics of degradation. Time-dependent leaching of additives and non-intentionally added substances, for example residues of polymerization initiators or monomers and oligomers, can influence the time course of polymer degradation. The presence of recyclates (if processed in a waste recycling plant) can also influence degradation of plastic products, and it depends on the quality and percentage content of recyclate. Advanced polymer nanocomposites contain intentionally-added inorganic nanoparticles, e.g. organoclays, carbon nanotubes or nano-titanium oxide (Koo, 2006). These variables add another layer of complication to the complex task of assessing the 'real' environmental exposures and risks of microplastics.

2.3 EXPOSURE

2.3.1 Sources

Environmental factors acting on large pieces of plastic debris, generating secondary microplastics, are among the most common sources of NMP pollution (Boucher & Friot, 2017; Law & Thompson, 2014). Due to harsh solar radiation and exposure to wind and waves, bulk plastic objects break down to form smaller particles (Andrady, 2011; Song et al., 2017). The degradation cycle continues and eventually forms micro- and nanoparticles. While environmental action is the most common pathway for NMP formation, other pathways have been identified (Boucher & Friot, 2017). For example, small plastic particles are often produced (within the microplastics size range) and find application in the cosmetic industry and are called microbeads (Beckwith & Fuentes, 2018). They are added, for example, to shower gel and facial scrub products to increase the abrasive effect and improve exfoliation and cleaning properties of the treatment (Juliano & Magrini, 2017). Since microbeads are microscopic, they find their way into water systems and later into natural waterways (Cole, Lindeque, Halsband, & Galloway, 2011).

Synthetic textiles and clothing are a large source of microplastic pollution (Napper & Thompson, 2016). Abrasion during laundry, as well as exposure to chemicals and detergents, cause the breakdown of synthetic fibres into smaller microfibrils (Browne et al., 2015). Like microbeads, the microscopic size of the fibres allows them to find their way into the air, rivers, lakes and larger water bodies. City dust resulting from weathering, environmental abrasion and spills is another source of microplastic pollution, often mentioned together with abrasion of car tyres from driving (Boucher & Friot, 2017).

Plastic coatings are an effective protective material used to prevent oxidation of metal components, or as a thermal insulator. Some other sources of microplastics that are often mentioned in the literature are coatings and paints (Gallo et al., 2018; Kroon, Motti, Talbot, Sobral, & Puotinen, 2018) and pollution coming from abrasion of the recreational fishing and marine vessels (Boucher & Friot, 2017). Effectively, these protective plastic layers are exposed to the environmental impacts that they are trying to protect from, and eventually they break down into smaller particles. The marine industry relies heavily on such lightweight plastic material. However, their long-term weathering, abrasion and degradation are sources of secondary microplastics that directly enter the marine environment (Brandon, Goldstein, & Ohman, 2016; Duis & Coors, 2016). Also in the marine environment, abandoned, lost and discarded fishing gear is considered a relevant source of plastic debris (Gillman, Chopin, Suuronen, & Kuemlanguan, 2016), which may contribute to the occurrence of microplastics in the oceans due to fragmentation.

Abrasion from car tyres is considered a large source of micro- and possibly nanoplastics (Kole, Lohr, Van Belleghem, & Ragas, 2017; Wagner et al., 2018). Tyre wear particles released from car tyres, and old tyre tread particles used as infill in artificial turfs, are considered important sources for micronised rubber particles in the environment.

Apart from products and materials as sources, sometimes certain environmental entry pathways are referred to as sources in the literature. For example, atmospheric deposition can be considered as an NMP entry pathway for land, freshwaters and the oceans, and export from rivers can imply an input to marine systems. Likewise, sewage treatment plants are sometimes considered a source or entry pathway of microplastics for freshwaters (Mason et al., 2016; Talvitie et al., 2015). As such, microplastics have been detected in both the primary and secondary sewage treatment stages (Carr, Liu, & Tesoro, 2016; Talvitie et al., 2015). Installation of post-filtration (tertiary treatment) removes up to 97% of microplastic particles, if applied (Mintenig, Int-Veen, Loder, Primpke, & Gerds, 2017). Despite the relatively high removal efficiencies by sewage treatment, sewage effluents are still considered a major contributor to the presence of microplastics in surface waters (McCormick et al., 2016).

Siegfried, Koelmans, Besseling, & Kroeze (2017) assessed the relative importance of these sources for export from river catchments in Europe to sea and found that most of the modelled microplastics exported by rivers to seas are synthetic polymers from car tyres (42%) and plastic-based textiles abraded during laundry

(29%). Smaller sources are synthetic polymers and plastic fibres in household dust (19%) and microbeads in personal care products (10%).

There are gaps in knowledge on the actual sources and entry pathways in quantitative terms. Furthermore, currently no reliable method exists for tracing and tracking the origin, source, transport or manufacturer of microplastics found in environmental samples. There are no specific markers that could be used in forensic microplastic studies. However, there have been (unpublished) attempts to trace the origin of plastic pollutants based on the dyes used to colour the material. Other attempts focused on precise comparison of insignificant differences in the composition. However, this method is not yet reliable and would require the development of a large background database. In addition, because environmental factors such as abrasion, erosion and weathering affect the sample's matrix, the composition changes over time.

In wastewaters too, nanoplastics are an unknown. While we think they are generated due to larger plastics ageing, we cannot be sure, because the mechanism is unknown and we cannot measure them.

2.3.2 Fate

As outlined in the previous section, microplastics are known to be emitted directly into the environment as primary plastics (predominantly macroplastics), and when microplastics are used as manufactured products (GESAMP, 2015). Once in the environment, such plastic debris degrades and is the source of secondary plastics, smaller particles that progressively form due to embrittlement, abrasion or degradation of the primary plastics (GESAMP, 2015; Koelmans, Kooi, Lavender Law, & van Sebille, 2017). Emissions occur to all environmental compartments, including air, soil, freshwater and marine. Subsequent transport processes can redistribute emitted plastics among compartments of media, generally causing a flow from land to rivers and to sea (Kooi, Besseling, Kroeze, van Wezel, & Koelmans, 2017). Plastics litter will also move from sea to land, e.g. by beaching. Depending on their size, density and shape, microplastics settle in riverine sediments, or flow downstream and eventually reach the marine environment.

Transport is affected by particle size, density and shape as well as processes such as fouling and aggregation-sedimentation. Transport is also influenced by wind as well as water movement (Kooi et al., 2017b). Furthermore, the transport at sea can also be influenced by the state of the sea. Turbulent mixing can transport positively buoyant plastic down for tens of metres (Hardesty et al., 2017; Kooi et al., 2016). Currents and waves, on scales from metres to thousands of kilometres,

can transport plastic horizontally (Reisser et al., 2015). Microplastics can also be transported vertically down through the water column and have been found on the ocean floor (Van Cauwenberghe, Vanreusel, Mees, & Janssen, 2013; Woodall et al., 2014) and inside marine organisms residing at various depths (Hermsen, Mintenig, Besseling, & Koelmans, 2018).

With respect to the sources of NMP, we do not fully understand their whole life cycle fate 'from cradle to grave', and all of the disintegration steps of a product. Although some first attempts have been made (Koelmans et al., 2017), there is currently insufficient information to quantify the mass or number concentrations of NMP across environmental media, based on product or polymer mass production volumes.

Within freshwaters, we know about the transport processes qualitatively and quantitatively from first principles. However, there is very little validation of these principles, if any. We know more about the fates and processes of some particle shapes, e.g. spheres (Kooi et al., 2017a), but much less about the environmental fate of some others, such as films or fibres.

The main processes and timescales that cause fragmentation of larger plastic into NMP are not well known in any environment, but it is clear that ambient environmental conditions (e.g. sea surface, beaches, deep-sea) including temperature, UV and oxygen availability can all influence rates of degradation. How plastic loses buoyancy to start sinking to the ocean floor (generally assumed to be biofouling and weathering), and to what extent NMPs reside suspended in the water column, are unanswered questions that are important if we are to assess exposure and risk of NMP.

The atmosphere and soil are important source media for surface waters and eventually the marine environment. However, we know virtually nothing about NMP transport mechanisms and mass flows in and from atmosphere and soil.

In freshwaters, we do not know to what extent peak events such as flooding influence NMP transport and to what extent this transport is dynamic in time.

Although we know that mechanisms for biodegradation of some polymers exist (e.g. Albertsson, Andersson, & Karlsson, 1987; Austin et al., 2018; Awet et al., 2018; Bandopadhyay, Martin-Closas, Pelacho, & DeBruyn, 2018; Briassoulis, Babou, Hiskakis, & Kyrikou, 2015; Huerta Lwanga et al., 2018; Ong et al., 2018; Yang et al.,

2018a; Yang et al., 2018b; Yoshida et al., 2016), there are also major unanswered questions, such as to what extent microbes can degrade NMP in the various compartments of the environment; if that happens, then what its end-products are; and especially, what the time scales of this process are. What is the role of biota in mass transport of NMPs? If considerable fractions of microplastics reside in biota (Hermsen et al., 2018), then biota may drive substantial mass flows. However, the role of ingestion-migration-egestion in the plastic debris budget is unknown.

One of the major unknowns across all environmental compartments relates to the question of through which mechanisms, at which timescales and where plastic debris progressively fragments to eventually reach the scale of nanomaterials. Are coastlines and beaches an important place for fragmentation? It is also not known how the occurrence of NMP in the atmosphere, soil, fresh- and marine waters and biota will evolve in the future, as a result of the current and future plastic emissions, product development and use and ongoing fragmentation.

2.4 OCCURRENCE

2.4.1 Marine and Coastal Environment

Microplastics have been observed in many different domains of the marine system, including near the surface, in the so-called garbage patches in the subtropical gyres, and also in other hotspots (e.g. the Barents Sea and Mediterranean) (Cózar et al., 2014; Eriksen et al., 2014; van Sebille et al., 2015). Furthermore, microplastics have also been found in sediment samples from near-shore areas and the abyssal ocean (Woodall et al., 2014).

On the coastline, NMPs have been quantified on sandy beaches at local and regional scales, worldwide (and on remote beaches), where they accumulate mostly within the drift lines on the surface of the sandy beaches (Browne et al., 2011; Lots, Behrens, Vijver, Horton, & Bosker, 2017; Lusher, 2015). There is also some evidence that microplastics can be found in the vertical profile of beach sediments (Turra et al., 2014).

While the large-scale (>100km) patterns of accumulation of microplastics are well known, the variability of distribution on smaller scales (e.g. eddies) is less well understood (Brach et al., 2018). It is also not well known what the total amount of microplastic on the ocean surface is: estimates vary by orders of magnitude and almost never include plastic <0.3mm. This is partly related to the fact that most sampling has been done by trawling, using nets with >0.3 mm mesh. In addition,

there are limited methodologies for analysing plastic fibres in samples, also because of the lack of understanding of the processes by which plastics fragment and sink. The lack of knowledge on particles <0.3 mm is important since we need that information for the environmental risk assessment. Furthermore, it is unclear how sources and accumulation areas are related, and how NMP are transported from rivers to the open ocean, thereby confounding which plastics ends up where (Hardesty et al., 2017).

At the coastline, there is little information on the levels of NMP on non-beach sediments (e.g. mangroves, tidal marshes or rocky shores), nor about the three-dimensional distribution of NMP in the body of sandy beaches, including the influence of oceanographic conditions and anthropogenic loads of NMP to sandy beaches (Browne et al., 2011; Chubarenko, Esiukova, Bagaev, Bagaeva, & Grave, 2018; Zhang, 2017).

In the open ocean, it is completely unknown how much microplastic is neutrally buoyant and thus resides just below the ocean surface (in the water column). It is also unknown whether there are processes by which plastic on the seafloor can resurface.

On coastlines, it is unknown what the inputs are of microplastics from both terrestrial and marine to coastlines (beaches) and which processes deposit NMP on sandy beaches. Even less is known about how much NMP is recaptured in the ocean from coastlines.

For all compartments there is a lack of globally standardised data on the amount of NMP.

2.4.2 Freshwater Environment and Estuaries

Recent studies have demonstrated that microplastics are widely distributed in freshwater bodies in concentrations at least similar to marine systems. They have been found on the water surface, in the water column and in sediments of lakes, rivers and estuaries (Eerkes-Medrano, Thompson, & Aldridge, 2015; Li, Liu, & Paul Chen, 2018). The reported concentrations of microplastics in freshwaters vary among locations, from a few particles up to thousands of particles/m³ (Horton, Walton, Spurgeon, Lahive, & Svendsen, 2017; Rezania et al., 2018). Similarly, the concentrations of microplastics in freshwater sediments are very variable and can reach several thousand particles/kg of sediment (Hurley, Woodward, & Rothwell, 2018; Rezania et al., 2018). A number of studies have indicated the spatial association

between microplastics in freshwaters and human activities (Eerkes-Medrano, Thompson, & Aldridge, 2015; Li et al., 2018; Rezanian et al., 2018).

There is very limited information about very small microplastics, i.e., smaller than 0.3mm/300 µm. Although much work has been done on method development, as we discuss in various places, there is no generally agreed method to analyse microplastics. These methodologies presented here therefore still have to 'score' as only partially known. More specifically, sampling location, sampling time as well as methodology, including sampling style, sample preparation and polymer identification, are crucial for a reliable evaluation of the occurrence of microplastics in freshwaters (as in other compartments) (Li et al., 2018). A plethora of sampling and detection methods are applied, resulting in concentration data that are not easily comparable (Eerkes-Medrano et al., 2015). For instance, sampling with nets of 80 µm instead of 330 µm mesh size results in 250 times higher concentrations (Dris et al., 2015). Likewise, sample preparation (such as separation with liquids of different densities, digestion of organic material using peroxide or enzymes) and the plastics identification (visual, spectroscopic or spectrometric) will determine the quality of the quantification of microplastics in a sample. Sample contamination (e.g. by airborne particles such as synthetic textile fibres) is a serious issue that needs to be also addressed (Harvey et al., 2017; Silva et al., 2018). Considering the whole set of studies of occurrence of microplastics in freshwater, there is a clear need for the further standardisation of sampling and detection methods, which has to include a specification of measures for quality assurance (Koelmans et al., submitted).

Another gap in knowledge relates to the geographic representation of sampling locations. Although large Asian rivers are considered the major contributors to the microplastics pollution in the oceans (Lebreton et al., 2017; Schmidt, Krauth, & Wagner, 2017), only 16% of the monitoring studies were conducted in Asia, mostly in China. Likewise, Africa (4% of available studies) and South America (12%) are neglected regions (Blettler, Abrial, Khan, Sivri, & Espinola, 2018).

Sampling and analysis methods of nanoplastics are not yet established and, therefore, information on their occurrence in freshwaters is currently unavailable.

2.4.3 Wastewater

Municipal wastewaters are considerably polluted by microplastics, with effluent concentrations ranging from 10–10⁷ particles m⁻³ (Koelmans et al., submitted). Microplastics are directly entering sewer systems from domestic sources, and here

mainly consist of synthetic textile fibres, cosmetic microbeads and disintegrated parts of larger consumer products that are flushed down the toilet (Mourgkogiannis, Kalavrouziotis, & Karapanagioti, 2018; Murphy, Ewins, Carbonnier, & Quinn, 2016; Prata, 2018). Wastewater treatment plants (WWTPs) are considered an important entry point for microplastics to the aquatic environment. Although treated effluents sometimes contain only few microplastics per litre (Carr et al., 2016; Ziajahromi, Neale, Rintoul, & Leusch, 2017), the total load of microplastics can still be high, due to the large volume of treated wastewater and the higher concentrations of microplastics that have been reported in rivers and streams downstream of WWTPs in comparison to upstream (Estahbanati & Fahrenfeld, 2016; McCormick, Hoellein, Mason, Schlupe, & Kelly, 2014).

As described in the earlier section about freshwaters, various sampling, sample preparation and plastic identification methods are used (Ziajahromi, Neale, & Leusch, 2016) without standardisation for wastewaters. Therefore, the results of studies on wastewaters are also often inconsistent and difficult to compare.

Sewer systems transport microplastics into WWTPs, which are highly efficient barriers preventing microplastics from entering aquatic ecosystems. They are designed to remove particulate matter. The latest studies demonstrate that WWTPs retain 87–99% of the microplastics load (Rezania et al., 2018). The removal efficiency will depend on the specific treatment technology, and the differences in removal efficiencies between various technologies are still understudied.

Plastic and other particulate matter are removed from the liquid waste stream via sedimentation and end up in sewage sludge. Because sewage sludge is used as a fertiliser in many EU member states (Kacprzak et al., 2017), microplastics can thereafter be spread on agricultural lands and thus re-emitted to terrestrial ecosystems (Horton et al., 2017) (see the next section on soils). However, the magnitude of these inputs is only partially known.

Non-domestic effluent sources may contain a high number of microplastics, especially when they are generated directly by the plastics industry (e.g. plastic pellets, styrofoam used for filling, dust from drilling and cutting plastics). Industrial effluents may be treated by separate industrial wastewater treatment plants, or are indirectly discharged to the surface waters via sewage treatment plants (Prata, 2018). However, the contribution of industrial effluents to the overall concentration of microplastics in wastewaters has not been yet investigated (van Wezel et al., 2018).

What is known is that the percentage of industrial effluent compared to the total effluent treated varies highly between sewage treatment plants; see, for example, the Dutch CBS data (van Wezel et al., 2018).

Microplastics will enter aquatic systems via sewage storm water overflows, which release untreated wastewater in cases of extreme precipitation (Bhattacharya, 2016). This pathway may be more relevant than wastewater discharge but is insufficiently investigated. The same holds true for untreated wastewater discharges which on a global scale represent 80% of all wastewater (W/WAP, 2018).

Due to the lack of a feasible technology, nanoplastics have not yet been detected in wastewater and thus information about their sources, occurrence and fate is unavailable.

2.4.4 Soils

Although knowledge of microplastics in soils is still limited (Rillig, 2012), they have been detected in a variety of terrestrial ecosystems. Microplastics have been reported in agricultural fields in North America (around 1 fibre g⁻¹ soil) (Zubris & Richards, 2005), and in several riparian soils in Switzerland (up to 55.5 mg kg⁻¹ and up to 593 particles kg⁻¹ soil), which are (in part) far removed from direct human influence (Scheurer & Bigalke, 2018). Particles have also been found in soils in China (Zhang et al., 2018) and Australia (Fuller & Gautam, 2016).

Sources of microplastics found in terrestrial ecosystems are not well known. However, it is very likely that sewage sludge (Zubris & Richards, 2005) and animal manure (Nizzetto, Langaas, & Futter, 2016b), used as fertilisers in agriculture, introduces an important amount of microplastic into soils.

Lessons learned from the analysis of microplastics in water or biota samples apply only to a limited extent to soils, and analytical methods for the detection of microplastic in soils are currently being developed, as with other environmental compartments (Blasing & Amelung, 2018). There is no consensus yet, and it seems unlikely that currently available methods cover all forms of microplastics. The major challenge is that soil is a particle-rich substrate of extreme chemical complexity (de Souza Machado et al., 2018).

Methods for microplastic detection usually include: (1) water extraction and examination of fibres using polarised light microscopy; (Zubris & Richards, 2005) (2) heat-treating water-extracted particles and using image analysis to detect melted

particles; (Zhang et al., 2018); (3) pressurised fluid extraction, a method that loses information on particle form and size (Fuller & Gautam, 2016); (4) density separation and oxidation of organic matter, followed by FT-IR identification (Scheurer & Bigalke, 2018) and use of Fenton's reagent to eliminate soil organic matter (Hurley, Lusher, Olsen, & Nizzetto, 2018).

It follows from the previous paragraphs that many gaps exist with respect to coverage of microplastics in terrestrial ecosystem types, especially forests, and in terms of continents, for example Africa.

Similar to the other environmental compartments, there are no analytical methods for nanoplastics in soils, and thus there is no information on the occurrence of nanoplastic in soil.

2.4.5 Air

Microplastics have been reported in both indoor (Dris et al., 2017) and outdoor air (Cai et al., 2017; Dris, Gasperi, Saad, Mirande, & Tassin, 2016); total atmospheric deposition is two orders of magnitude greater indoors at 11,000 microplastics/m²/day (Dris et al., 2017). A study of atmospheric fallout conducted on the rooftops of Paris reported predominantly microplastic fibres within a size range of 7–15 µm – 100–500 µm. The atmospheric fallout was calculated to be 2–355 particles/m²/day, with higher rates at urban sites compared to suburban sites and associated with rainfall (though probably not significant). The quantity of fallout was estimated at 3–10 tonnes for an area the size of Paris (2500km²) every year (Dris et al., 2016).

Tyre wear particles are an additional source of microplastics in air, and tyre wear particles can make up a significant component of ambient particulate matter, although Harrison Jones, Gietl, Yin, & Green (2012) reported that tyre wear contributes to only 10% of vehicle emissions. Studies conducted in Japan, Europe and the USA report tyre particulates and road wear particles to make up 0.05–0.70 mg/m³ of the PM₁₀ fraction (Panko, Chu, Kreider, & Unice, 2013). Microplastic pollution in deposited urban dust in Tehran was reported as 88–605 microplastic particles/30 g dust (3–20 particles / dust), with particles ranging in size from 250 to 500 µm. The calculated human exposure to this material resulting from outdoor activity was a mean of 3223 and 1063 microplastic particles ingested/year for children and adults, respectively (Dehghani, Moore, & Akhbarizadeh, 2017).

Occupational monitoring of indoor air has provided reports of high concentrations of airborne polyvinylchloride (PVC) microfibrils of 7mg/m³ in manufacturing settings (Burkhart, Piacitelli, Schwegler-Berry, & Jones, 1999), whilst polyester fibres

at a concentration of 1×10^6 particles/m³ can occur during particular processing activities (Bahners, 1994).

The origins of microplastics in the atmosphere are not well understood. Neither are the processes that may influence how airborne microplastics can move and behave, e.g. interactions with wind or rain. As textile fibres dominate, it is the origin of the non-fibrosis NMPs which is not well understood. As proposed by Wright and Kelly (2017), there are a number of viable routes by which NMPs may reach the atmosphere and present a route of exposure through inhalation.

Sea salt aerosol formation, which typically produces particles of a mean size range $<50 \mu\text{m}$, provides a potential pathway for low-density plastic particles to be transported into the air by onshore wind action (Athanasopoulou, Tombrou, Pandis, & Russell, 2008). Transport of plastic particles to air derived from dried sewage sludge onto agricultural soils has also been postulated, supported by the finding that synthetic clothing fibres persisted in soils up to 15 years after being applied (Zubris & Richards, 2005). Additional potential sources of plastic fibres to the air include clothes drying, air conditioning units, agricultural plastic sheeting, road traffic and urban dust.

There have been no estimates yet of the global extent of airborne microplastic pollution.

There are no studies describing atmospheric nanoplastic pollution (nor nanoplastic pollution in any other environmental compartment), again largely because the technology to perform such measurements is not yet established. Despite this, some evidence presented above from the occupational exposure field in relation to manufactured nanomaterials confirms inhalation as likely a major route for human exposure (SCENIHR, 2006). Impacts outside of such occupational situations are unknown at present.

2.4.6 Biota

Field studies have demonstrated that a wide range of organisms across multiple habitats and trophic levels (or 'positions in the food chain', from zooplankton to megafauna) contain microplastics, including those targeted by fisheries (De Sá, Oliveira, Ribeiro, Rocha, & Futter, 2018; Desforges, Galbraith, & Ross, 2015; Foekema et al., 2013; GESAMP, 2015; Hermsen et al., 2018; Kühn, Bravo Rebolledo, & van Franeker, 2015; Lusher, 2015; Lusher et al., 2017). Consequently, ingestion is considered the most frequent interaction between microplastics and biota

(GESAMP, 2015; Hermsen et al., 2018; Kühn et al., 2015; Lusher, 2015). This will be discussed further in Section 2.5.3 where hazards are reviewed.

The incidence of ingestion of microplastics by biota reported is highly variable, which is due to ecological, geographical and methodological differences (Hermsen et al., 2018; Kühn et al., 2015). Filter feeders, deposit feeders and planktonic suspension organisms have been considered the most susceptible to microplastic ingestion, due to the relatively unselective nature of their feeding strategies (GESAMP, 2015; Lusher, 2015).

As in other environmental compartments/matrices discussed above, there is a wide variety of analytical methodologies and uncertainty about their reliability to detect microplastics in aquatic biota samples, despite the fact that the first steps towards standardisation are being made (Hermsen, Mintenig, Besseling, & Koelmans, 2018; Vandermeersch et al., 2015; Wesch, Bredimus, Paulus, & Klein, 2016). Laboratory-based studies have increased the number of aquatic taxa for which ingestion has been demonstrated, for instance for invertebrates (Browne, Dissanayake, Galloway, Lowe, & Thompson, 2008; Redondo-Hasselerharm, Falahudin, Peeters, & Koelmans, 2018; von Moos, Burkhardt-Holm, & Kohler, 2012) such as lugworms (Besseling, Wegner, Foekema, van den Heuvel-Greve, & Koelmans, 2013), zooplankton (Cole et al., 2013; Cole et al., 2016), earthworms and vertebrates such as fish (de Sa, Luis, & Guilhermino, 2015; Huerta Lwanga et al., 2016; Ory, Gallardo, Lenz, & Thiel, 2018). For a limited number of organisms (daphnids, mussels, crabs, fish), the uptake and translocation of NMPs has been assessed in the laboratory (Browne et al., 2008; Mattsson et al., 2017). However, it is not clear whether this also occurs in other species and whether it occurs in nature.

Although the occurrence of microplastics in terms of species, polymer types and number concentrations has been demonstrated, the mechanisms that lead to and determine the observed occurrences are not fully understood. The pathways of ingestion of microplastics by aquatic organisms in nature (i.e., directly or via contaminated prey) are variable and have not been fully tested. Microplastics may be able to spread through the food web by means of trophic transfer (i.e. movement through the food chain), a phenomenon that is expected based on theory (Diepens & Koelmans, 2018) and has also been suggested based on observations (Nelms, Galloway, Godley, Jarvis, & Lindeque, 2018; Setälä, Fleming-Lehtinen, & Lehtiniemi, 2014). However, the number of studies reporting trophic transfer remain limited. For many species that are known to ingest and egest microplastics, the gut retention time is either not known, or is poorly known. Gut retention times are relevant for

defining duration of internal exposure, and for digestive fragmentation. Digestive fragmentation has been shown for a planktonic species (Dawson et al., 2018) but may occur for others as well. Within terrestrial food chains, there is recent field evidence of the transfer of microplastics (Huerta Lwanga et al., 2017); however, the lack of data on terrestrial species is much larger than that for aquatic food chains.

Due to the observed occurrence of microplastics in biota, biota is considered a (temporal) reservoir for NMP in the marine environment (Cozar et al., 2014). However, it is unknown what fraction of the total mass budget of NMP reside in biota and how this compares to other compartments such as the water column or the seabed.

As reported in other sections, currently there are no methods available for the detection and quantification of environmental nanoplastics within organisms. Consequently, there is no information on the occurrence of nanoplastics in biota in the field.

2.4.7 Drinking Water and Food

Microplastics have been detected in bottled and tap drinking water (Kosuth, Mason, & Wattenberg, 2018; Mason, Welch, & Neratko, 2018; Mintenig, Loder, Primpke, & Gerdt, 2019; Schymanski, Goldbeck, Humpf, & Furst, 2018) in concentrations ranging from several to 10^6 particles/L. These studies often target smaller microplastics (< 300 μm) compared to the many surface water studies, which means the measured concentrations are notably higher. Common polymer types (PP, nylon, PS, PE, PEST) as well as shapes (fragments film, fibre, foam, pellet) have been found (Kosuth et al., 2018; Mason et al., 2018; Mintenig et al., 2019; Schymanski et al., 2018), similar to those found in surface waters. Microplastics also have been found in beer, sea salt, and seafood (EFSA, 2016; Kosuth et al., 2018; Lusher et al., 2017).

There is sufficient published evidence to say that microplastics occur in bottled water and foodstuff. Still, the number of human diet components covered in the literature, as well as the number of studies per diet component, is very limited. Furthermore, the quality of studies that detected NMP in biota or drinking water is limited, which makes it difficult to draw conclusions. Collectively, this means that we have no full and balanced view about the occurrence of microplastics in food and drinking water.

Our knowledge of the occurrence of microplastics in components of the human diet varies across regions. As for nanoplastics in drinking water and food, there is no information at all. This means that currently there is insufficient data to assess

exposure for humans, let alone to assess the human health risks of NMPs in drinking water and food. Furthermore, currently it is not well known to what level the materials used in drinking water production and distribution processes contribute to the occurrence of NMP in drinking water, and to what extent materials used in food production and packaging contribute to occurrence of NMP in food.

2.5 HAZARDS OF NANO- AND MICROPLASTIC PARTICLES

2.5.1 *Ecotoxicity: Freshwater Species*

It has been demonstrated that NMPs can induce physical and chemical toxicity (Bergmann, Gutow, Klages, & 2015; Wagner & Lambert, 2018). The former occurs when the particles attach to the outer or inner surfaces of an organism. This can result in physical injuries, inducing inflammation and stress, or it can result in a blockage of absorptive surfaces (e.g. gut blockage) and a subsequent reduced energy intake or respiration. Physical toxicity can also manifest after tissue translocation of plastic particles, that is, a transfer from the outside (gut lumen) of the body into tissues. In addition to physical impacts, NMPs can induce chemical toxicity. A discussion on these mechanisms is provided in Section 2.5.5.

Considering the effect of sizes only, Foley, Feiner, Malinich, & Hook (2018) concluded that exposure to microplastics has a significant negative effect on food consumption, growth, reproduction and survival across all population groups.¹ Here, zooplankton, non-mollusc macroinvertebrates and juvenile fish appear to be especially sensitive. However, the study also reported an absence of effects for a range of species or endpoints and did not consider microplastics concentrations as the most important factor driving toxicity. More recent studies did find a clear dose-effect relationship, from which for instance EC_{10} (Effect Concentration for 10% of the population tested) values could be derived (Gerdes, Hermann, Ogonowski, & Gorokhova, 2018; Redondo-Hasselerharm et al., 2018). In summary, microplastics can have negative effects on the food consumption, growth, reproduction and survival of a range of species, once effect thresholds are exceeded.

Limited data is available on the actual exposure in the field of freshwater species to microplastics. A range of studies report that nanoplastics and very small microplastics will pass biological barriers (e.g. the gut epithelium) and enter the body (Triebkorn et al., 2018). However, it remains unknown what proportion of particles actually passes epithelia (and what the rate of uptake is). In zebrafish, this is only observed when fish are exposed to high particle concentrations (Batel, Linti,

¹ The meta-analysis does include data from marine and freshwater taxa.

Scherer, Erdinger, & Braunbeck, 2016). However, the tissue transfer of nanoplastics might be more relevant, as recently reported in fish (Mattsson et al., 2017). Galloway et al. (2017a) also reported the translocation of 70nm nanoplastic (nano acrylic ester copolymer particles) across the gut epithelium and into the liver in embryo zebrafish, fed with a diet containing 0.01% nanoplastics.

A major shortcoming of most effect studies is that they are either performed using concentrations that are much higher than those currently reported in the environment, or using very small microplastics for which limited exposure data exists (Lenz, Enders, & Nielsen, 2016). In addition, most data is available for spherical polystyrene microplastics, which are not representative of the plastics found in the environment (Lambert et al., 2017). Another relevant question is whether or not the experimental approaches developed for dissolved chemicals are adequate for assessing particle toxicity.

A few studies investigated impacts on algae and aquatic higher plants. Microplastics can affect the root growth of floating duckweed (Kalčíková, Žgajnar Gotvajn, Kladnik, & Jemec, 2017) and nanoplastics hinder algal photosynthesis (Bhattacharya, Lin, Turner, & Ke, 2010). In both these cases, it is assumed that adsorption of particles induces physical toxicity, but current knowledge about the mechanism of toxicity and ecological implications is limited (only one study on that exists). Impacts of NMPs on the growth of sediment-rooted macrophytes have also been observed, but here also the knowledge is limited (i.e. effects only at very high concentrations) (van Weert, Redondo-Hasselerharm, Diepens, & Koelmans, 2019).

■ The long-term ecological impacts of NMPs in freshwaters remain unknown.

2.5.2 Ecotoxicity: Marine Species

Laboratory experiments with different marine species have been conducted to investigate ingestion, translocation, excretion and toxicity of microplastics (Besseling et al., 2013; Cole, Lindeque, Fileman, Halsband, & Galloway, 2015; Farrell & Nelson, 2013; Watts, Urbina, Corr, Lewis, & Galloway, 2015). The majority of ecotoxicological studies have used marine organisms as model species, including small crustaceans, molluscs, worms and fish (de Sá, Oliveira, Ribeiro, Rocha, & Futter, 2018). There is also evidence that microplastics are ingested by a wide range of organisms in the natural environment (GESAMP, 2015; Lusher et al., 2013).

Most laboratory studies have assessed the effects of microplastics on individuals rather than cells, organs or populations and at high concentrations. Among the biological effects identified in organisms exposed to microplastics, most studies to

date focused on physiology impacts and particular traits of the exposed organisms (such as feeding rate, oxygen consumption, growth development, mortality, as well as behavioural responses (reviewed in de Sá et al., 2018).

A reduction of feeding efficiency due to ingestion of microplastics was documented for zooplankton, lugworms and fish, and a reduction in oxygen consumption was also evident for lugworms and crabs exposed to different sizes and types of microplastics (Cole et al., 2015; Watts et al., 2015; Ferrell & Nelson, 2013; Sussarellu et al., 2016).

Microplastics have also been demonstrated to have negative impacts on early stage development of marine biota, with evidence of negative effects on the growth and body condition of sea urchins and on the growth and photosynthesis of microalgae, under lab conditions (Martinez-Gomez, Leon, Calles, Gomariz-Olcina, & Vethaak, 2017). In addition, toxic effects related to immune response, oxidative stress and neurotoxicity have been reported for molluscs (Ribeiro et al., 2017), and these have been translated into increased mortality rates for copepods (Cole et al., 2015).

It is noteworthy that while the working group considers these as 'knowns', most of these studies have been conducted using different bioassay protocols that in many cases used concentrations of microplastics considerably higher than found in the environment for larger microplastics. For smaller microplastics, the environmental concentrations remain to be determined. For instance, a limited relevance for bioaccumulation of microplastics under likely environmental conditions was detected for lugworms (Besseling et al., 2017). Acute experiments also showed no toxic effects of microplastics on marine zooplankton (Beiras et al., 2018).

The environmental relevance of such laboratory studies is not clear, since the majority of studies have employed particle sizes that are smaller, or concentrations that are greater, than those typically reported for the environment (Lenz et al., 2016). However, it is important to note that our understanding of environmental concentrations is incomplete and is limited by sampling methods and ability to identify particles. Hence, our current knowledge of environmental concentrations is regarded by many to be an underestimate of the actual concentration and this is particularly the case for very small particles. In addition, numerous studies have been conducted using homogenous PE or PS particles that do not represent the heterogeneity of particles found in the environment. Polypropylene, polyester and polyamide particles are underrepresented in laboratory studies. However, it should be recognised that there are uncertainties about what are realistic environmental

concentrations too, because the ability to isolate and quantify particles from environmental media is methodologically constrained, especially for smaller particles.

NMP can pass through the digestive system of organisms and can be excreted (Wright et al., 2013). It is also clear that some particles can transfer from the gut to the circulatory system (Browne et al., 2008). However, little is known about how this varies between organisms and particle sizes. It has been suggested that smaller particles are potentially more hazardous, but equally it may be possible that very small particles in the nano size range may pass into and out of organisms with relative ease. More work is needed to understand the differential retention and effects of particle size.

Little is known about the effects of microplastics across a wider range of organisms (other than the model species commonly used in ecotoxicological studies, such as fish, crustaceans and molluscs), and little from all trophic levels within marine food webs.

Most laboratory experiments have exposed organisms to relatively short-term acute exposures and little is known about chronic effects. In addition, little is known about the long-term effects of particles that are retained by organisms. Finally, the majority of experimental evidence is at the organismal or sub-organismal level and there is limited evidence about how to scale up to higher levels of organisation (populations, assemblages) (Browne et al., 2015).

2.5.3 Ecotoxicity: Soil Species

There are very few experimental studies on soil biota. The most investigated group of organisms is earthworms, and some studies showed an impact of PE beads (looking at the earthworm's mortality) (Huerta Lwanga et al., 2016), but others did not observe negative effects using a similar experimental system and the same earthworm species. Microplastics did not affect feeding behaviour in isopods (crustaceans in soil) (Jemec Kokalj, Horvat, Skalar, & Krzan, 2018). Effects of microplastics on terrestrial plants have not yet been systematically studied. However, there is one study where negative effects on wheat root growth were observed (Qi et al., 2018). There is one report providing field evidence for transfer of plastic debris along a terrestrial food chain (Huerta Lwanga et al., 2017); here micro- and macroplastic in soil, earthworm casts, chicken faeces, crops and gizzards (used for human consumption) were assessed.

Key soil physical variables, including reduced soil aggregation, lower bulk density and increased water-holding capacity, can be affected by different microplastic types, especially fibres (de Souza Machado et al., 2018). Such effects are likely to have ripple-on effects on many soil microbial groups and perhaps root growth.

At present, there are no studies of nanoplastic effects in soil. There are also no studies on the effects of nanoplastics on plants and how NMP can affect the crop yield and consequently food production.

2.5.4 Field and Ecological Effects

The occurrence of NMPs in biota and 'the field' have been reviewed in earlier sections. Regarding their toxicity, compared with the increasing body of knowledge relating to sublethal toxicological effects at the level of individual organisms, much less is known about how to quantify ecological and community-level effects of microplastics, especially in the field (see Figure 2).

Despite this, several mechanisms of effect at the ecological level of organisation have been suggested or investigated by various authors. These include those related to the physical presence of plastics as an alternative environmental matrix, such as shading effects, alterations in porosity or texture of sediments, alterations in the buoyancy of organic material and its transfer through the water column, as well as the transfer of pathogens and invasive species on buoyant debris (see Galgani, Hanke, Werner, & De Vrees (2013); Galloway, Cole, & Lewis (2017); Wright et al. (2013); Zarfl et al. (2011)).

Kleinteich, Seidensticker, Marggrander, & Zarfl (2018) applied genetic fingerprinting techniques to test the sensitivity of natural freshwater sediment bacterial communities to the presence of microplastics. Whilst the microplastics affected the bacterial community composition in sediments from an uncontaminated riverbed, those from a polluted river section were resistant to change. Here, the microplastics had a protective effect, reducing the bioavailability of the hydrophobic contaminants.

Goldstein, Rosenberg, & Cheng (2012) investigated the potential for microplastics to act as a novel hard substrate in the North Pacific Subtropical Gyre and found that its presence was correlated with enhanced oviposition by the endemic insect *Halobates sericeus*. The increase in egg densities offered a potential route for enhancing the transfer of energy and nutrients between assemblages associated with pelagic and substrate zones.

The potential for microplastics to influence carbon and nutrient cycling has been proposed through alterations to the biological pump that transports atmospheric carbon to the deeper ocean. Ingestion of microplastics altered the sinking rates of zooplankton faecal pellets and facilitated their ingestion through trophic levels, enhancing food web trophic transfer (Cole et al., 2016). The potential for transfer of contaminants associated with NMP through trophic levels has been further modelled by Diepens and Koelmans (2018), noting subtle differences in the dynamics of transport for pollutants of varying physicochemical character (e.g. polybrominated biphenyls and polyaromatic hydrocarbons).

Ingestion of plastics as a replacement for nutritious food, resulting in reduced energy allocation for growth, reproduction and other bodily functions, has been noted in a number of experimental contexts (Galloway et al., 2017). For example, culturing worms in sediments contaminated with concentrations of microscopic PVC of 1% led to a decrease in storage amounts of lipid of up to 30% (Wright et al., 2013). They calculated that based on the current densities of worms in coastal mudflats of 85 worms per m², and with each worm processing 400 cm³ annually, 33 m³ of microplastic would be taken into the food web and the decrease in feeding activity would cause an annual decrease of bioturbation of 130 x 10⁶ m³ of sediment. Additionally, alterations in patterns of behaviour have been reported, including changed responses to feeding cues in birds (Savoca, Wohlfeil, Ebeler, & Nevitt, 2016) and changes in anti-predator behaviour in arthropods (such as jumping behaviours) (Tosetto, 2016).

There are currently a few studies that have quantified effects on ecological functioning. Effects were reported on the ecological functioning of bivalve (mollusc)-dominated habitats when contaminated with biodegradable or non-biodegradable microplastics (Green, 2016). Outdoor 'mesocosms' (experimental systems that examine the natural environment under controlled conditions) were used to conduct experiments using mussels and oysters. There were no effects seen for mussels when measuring filtration rates, nitrogen cycling or primary productivity of the sediments. However, for oysters, significant increases in filtration rates were seen, with subsequent changes to the distribution of sediment-dwelling biota. This illustrates how subtle effects can be species-specific. Outdoor mesocosms containing oysters were similarly used to show that repeat exposure to relatively high concentrations of microplastics led to reductions in the diversity of associated benthic assemblages, including reductions in gastropods and arthropods, with both of these examples presumably due to differences in the distribution of nutrients (Green, 2016).

Some ecologically relevant studies address trophic transfer rather than population effects or ecological functioning. As mentioned in Section 2.4.6, trophic transfer has been demonstrated for a range of species, including from mussels to crabs (Farrell & Nelson, 2013; Watts et al., 2015) between planktonic trophic levels (Setälä et al., 2014) and between herring and captive seals (Nelms et al., 2018). When the microplastic content of herring used as feed, was compared with that found in the faecal matter of seals fed with the same herring, differences were found in the size and shape distribution of the plastics, suggesting that longer fibrous shapes were being retained in the gut of the seals, or that routes of exposure other than through food (e.g. inhalation of airborne particles) were going on.

A four-species model of a freshwater food web (with algae, waterflea, primary and secondary consumer fish) was used to explore the uptake and distribution of nanoplastics of <100nm. It showed that nanopolystyrene was widely distributed throughout the algal cells and tissues of exposed animals. It was adhering to the external body wall and appendages and even penetrating the embryo wall and yolk sac of hatched juvenile fish, albeit at relatively high exposure concentrations of 50 mg L⁻¹ (Mattsson et al., 2017). There were some negative impacts observed, with alterations in fish motility, most notably the distance travelled and area covered, with evidence of histopathological alterations in the livers of fish that were exposed to nanoplastics directly (Chae & An, 2018).

Larger scale ecological effects are widely postulated, but to date are largely unexplored. A systematic review in 2016 highlighted that, of 366 perceived threats to marine life due to debris, 296 had been tested, of which 83% were found to be substantiated. These were almost all at the sub-organismal level (Figure 2), and while evidence was available to support effects at the level of individual organisms and assemblages, most of these were from larger items of litter. This reveals the lack of data and urgent need for more study to document ecological impacts for microplastics (Rochman et al., 2016).

Recently, the need to bring ecological relevance to chemical effect assessments for microplastics has been addressed by using species-sensitivity distributions in higher tiers of effect assessments, although the generally sub-lethal levels of the effects attributed to NMPs and lack of data generally has hindered a comprehensive assessment (Besseling, Redondo-Hasselerharm, Foekema, & Koelmans, 2018).

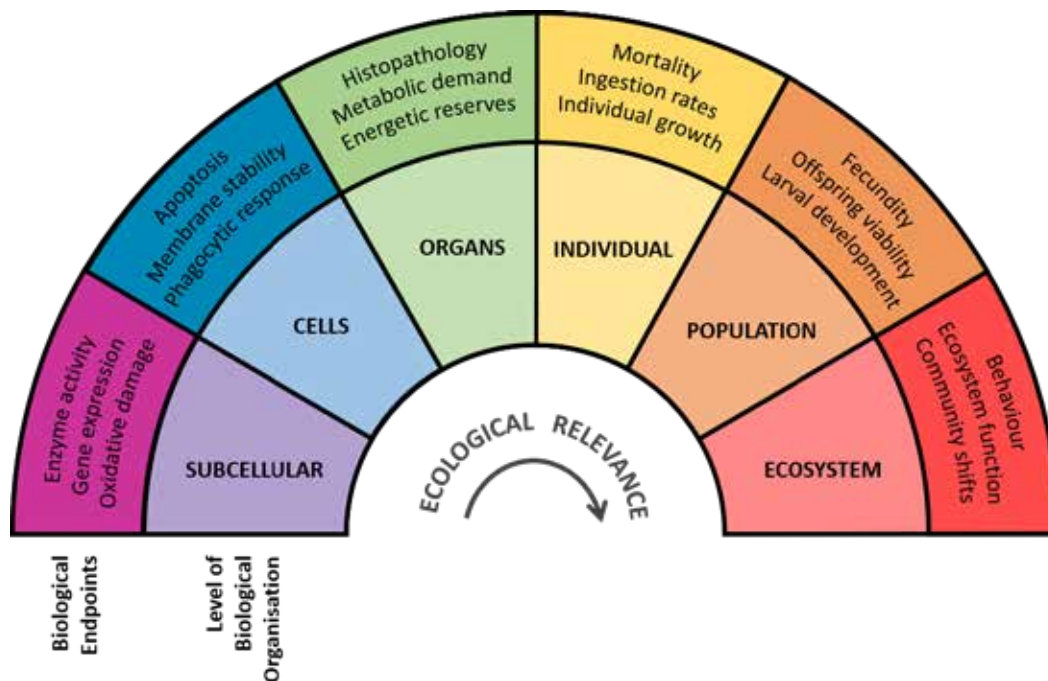


Figure 2 Impacts of NMP on biota reported at various levels of biological organisation (a biological endpoint is a marker of disease progression). Most studies have been at sub-organismal levels and studies at a community or ecological level are relatively sparse.

2.5.5 Impacts on Human Health

We have discussed that microplastics have been documented in both marine (Yang et al., 2015) and freshwater (Ossmann et al., 2018; Wagner & Lambert, 2018) and dietary sources. However, exposure via ingestion of atmospheric deposition also represents a substantial pathway (68,415 microplastics/person/year (Catarino, Macchia, Sanderson, Thompson, & Henry, 2018). Microplastics have been reported in indoor (Dris et al., 2017) and outdoor air (Cai et al., 2017; Dris et al., 2016; see also section 2.4.5). Exposure via inhalation is dictated by aerodynamic diameter (<10 μm aerodynamic diameter deposit in the airway) (Carvalho, Peters, & Williams, 2011). In the gut, particle uptake (<10 μm) can occur via endocytosis and phagocytosis (Eldridge, Meulbroek, Staas, Tice, & Gilley, 1989), in the Peyer's patches of the ileum, or via persorption for larger particles (up to 130 μm) (Volkheimer, 1993).

Occupational exposure to plastic microfibres leads to granulomatous lesions, postulated to contain acrylic, polyester and/or nylon dust (Pimentel, Avila, & Lourenço, 1975). This causes a higher prevalence of respiratory irritation (Warheit et al., 2001). Flock worker's lung is a rare interstitial lung disease which establishes in nylon textile workers exposed to respirable-sized fibre dust (Boag et al., 1999; Eschenbacher et al., 1999; Kremer, Pal, Boleij, Schouten, & Rijcken, 1994). Workers also present chronic respiratory symptoms and restrictive pulmonary function abnormalities.

Plastic fibres are extremely durable in synthetic lung fluid (Law, Bunn, & Hesterberg, 1990). Stemmer, Bingham, & Barkley (1975) found that inhaled polyurethane foam dust caused inflammation and eventually tissue scarring in guinea pigs. Additives, dyes and pigments are often incorporated in plastic products, many of which have additional human health effects, including reproductive toxicity, carcinogenicity and mutagenicity (Fromme, Hilger, Kopp, Miserok, & Völkel, 2014; Linares, Bellés, & Domingo, 2015; Lithner, Larsson, & Dave, 2011).

Evidence on airborne microplastics is sparse. However, a predominance of airborne microplastic fibre diameters between 7 and 15 µm has been reported (Dris et al., 2017). Thus, entry into the airway is plausible, but this is not yet measured. Plastic fibres have been reported once in pulmonary tissue (Pauly et al., 1998). In the deep lung, very small microplastics may be taken up by macrophages and epithelial cells (Geiser et al., 2005), and potentially translocate into systemic circulation, as observed for titanium dioxide (Husain et al., 2015). Larger microplastics could be cleared to the gut or evade clearance mechanisms.

There is very little evidence quantifying dietary exposure, and to date, this has only focused on seafood exposure pathways (Lusher et al., 2017). In the gut, the mucus layer presents a barrier; latex microbeads (500 nm) exhibit restricted diffusion through it (Bajka, Rigby, Cross, Macierzanka, & Mackie, 2015), although this has not been studied for environmental microplastics.

An additional potential impact may be caused by the inhalation of microplastics carrying microbial colonisation (Kirstein et al., 2016; Zettler, Mincer, & Amaral-Zettler, 2013). In addition to the risks associated with pathogenic species infections, inhaled microplastics could cause a shift in the microbial community structure of microbes colonising the lung. Co-contamination with organic contaminants could lead to their microbial metabolism and activation of oxidative stress pathways.

With a sparse evidence base for both dietary and airborne microplastics exposures, especially concerning the inhalable size fraction, it is unclear what the human daily intake of NMPs is, yet this knowledge is essential for estimating health effects. Little to nothing is known of the kinetics and biodistribution of microplastics post-exposure. The in vivo persistence of microplastics in different physiological environments is also unknown. While evidence exists for the inflammatory effects of plastic dust in animal models, information on whether these studies translate to humans is lacking.

It is not known how translational to a low-dose exposure over a life course the evidence on inflammatory effects of occupational exposure to plastic fibres is. Chemical effects in the lung or gut could occur following the desorption or leaching of chemicals, but there is a lack of information on the remaining burden of chemicals or monomers in environmental microplastics. The role of shape — fibrous and non-fibrous — in toxicity is also unknown for microplastics. There is a concern that, if small enough, fibres may cause effects similar to those of asbestos.

2.5.6 Interactions with Chemical Pollutants

Several recent reviews have summarised our current understanding of the interactions between microplastics and chemical pollutants, and the implications of this interaction for chemical exposure and risk (GESAMP, 2015; Koelmans, Bakir, Burton, & Janssen, 2016b; Wang et al., 2018; Ziccardi, Edgington, Hentz, Kulacki, & Kane Driscoll, 2016). Microplastics are known to contain organic chemicals from manufacture (additives, monomers, catalysts, reaction by-products) that can leach out of the plastic once microplastics are released in the environment (GESAMP, 2015; Hermabessiere et al., 2017). At the same time, they take up other hydrophobic organic chemicals from the environment, just as organic matter or lipid phases in sediment or organisms do (GESAMP, 2015; Koelmans, Bakir, Burton, & Janssen, 2016; Ziccardi et al., 2016). This renders the bioavailability of microplastic-associated chemicals highly variable and context-dependent.

For instance, if organisms are relatively clean compared to microplastics and the plastic is the only or the dominant chemical source, microplastic ingestion leads to extra bioaccumulation of chemicals (Koelmans et al., 2016). Such increased chemical bioaccumulation due to microplastic ingestion leads to adverse effects only if chemical effect thresholds are exceeded. However, if chemical concentrations are high enough, microplastic ingestion can cause adverse chemical effects. The latter scenario has been dealt with in several laboratory studies, that showed adverse effects at high chemical and microplastic concentrations (GESAMP, 2015; Koelmans et al., 2016).

Chemicals are also taken up by other uptake pathways, that is, from food, prey or ambient water, and recent experimental work has demonstrated that in more ecologically-relevant situations, this far exceeds the uptake of chemicals via plastics (Beckingham & Ghosh, 2017; Devriese, De Witte, Vethaak, Hostens, & Leslie, 2017; GESAMP, 2015; Horton et al., 2018; Koelmans et al., 2016; Lohmann, 2017; Rehse, Kloas, & Zarfl, 2018). Alongside those organisms tested, this has also been argued with respect to exposure to microplastic-associated chemicals in humans. EFSA (2016) estimated that the consumption of 225 g mussels (~1 portion) would, at

maximum, cause the ingestion of 7 µg microplastics. This would, even under worst case assumptions, contribute less than 0.2% to the dietary exposure of Bisphenol A, and even less for PCBs and PAHs.

Furthermore, the bioavailability of plastic-associated chemicals has been demonstrated to be less than that of natural food items, which are more easily digested (Beckingham & Ghosh, 2017). For these reasons, effects of microplastic ingestion on chemical bioaccumulation (i.e. uptake by the organism) will generally be minor in nature. Still, in hotspot locations, or if microplastic concentrations in the environment were to increase, some extra bioaccumulation is to be expected for such chemicals (Chen et al., 2018; Diepens & Koelmans, 2018).

Under reversed conditions, that is, if organisms or their prey are more contaminated than ingested microplastics, the situation is the other way around and plastic ingestion leads to less chemical bioaccumulation (GESAMP, 2015; Koelmans et al., 2016; Scopetani et al., 2018).

Although the mechanisms behind the interactions between chemical pollutants and microplastics are reasonably understood, their interaction remains difficult to predict in nature. This is because it is not clear what the chemical concentrations are in plastics and in water, and how these chemical concentrations change over space and time. Furthermore, we know little about the effects of particle aging and fragmentation on the interaction between chemicals and microplastics (Jahnke et al., 2017). Finally, actual exposure of organisms to microplastics, chemical exchange rates to and from plastics under gut fluid conditions (i.e., inside the gut of organisms, including humans), and actual risk characterisations due to this exposure across a variety of habitats are only known to a limited extent.

One major unknown is the chemical composition of plastics, which varies from product to product even for the same polymer type. Often, additives remain unknown, which hinders an effective assessment of the risks associated with leaching of such chemicals. Furthermore, there are previously described general knowledge gaps that also specifically limit our understanding of risks due to plastic-associated chemicals. For instance, there is no reliable information about what the range of future concentrations of microplastics in the oceans will be. This causes high levels of uncertainty with respect to the chemical risks associated with the microplastic. For nanoplastics, the information gap is even larger. As the nature and concentrations of nanoplastics in the environment have not been measured yet, we

do not know anything about the importance of nanoplastics for the total chemical risks posed by fragmenting microplastic (Koelmans et al., 2015).

2.6 RISKS

Little is known with respect to the ecological and human health risks of NMPs, and what is known is surrounded by considerable uncertainty. The conclusions drawn from this information are uncertain, and this uncertainty was assessed in part via a formal expert elicitation procedure which time did not permit the working group to complete, but which helped clarify the language used to write these conclusions, and the degree to which the group found consensus or not to these conclusions on risk. Expert elicitation for policy advice should build on and use the best available research and analysis and be undertaken only when, given those, the state of knowledge is insufficient to support timely informed assessment and decision-making (Morgan, 2014). Therefore, the procedure has been suggested earlier as a way to deal with the uncertainties associated with knowledge on NMPs (EFSA, 2014; Koelmans et al., 2017a).

A range of reports, books and reviews from academics (Bergmann et al., 2015; Koelmans et al., 2017a; Wagner & Lambert, 2018), governmental and international bodies (GESAMP, 2015; US EPA, 2016) and various scientific publications discuss microplastic risks for the environment (Avio, Gorbi, & Regoli, 2017; Chae & An, 2017; Chae & An, 2018; da Costa, 2018; Syberg et al., 2015) or human health (Lusher et al., 2017; Smith, Love, Rochman, & Neff, 2018). These papers reflect on approaches to assess risks of microplastics in a general sense, but they do not aim to provide a quantitative characterisation of risk (RCR) that could serve as a reliable basis for the implementation of risk management measures.

Three recent peer-reviewed articles do aim to provide quantitative risk estimates for microplastics, based on comparison of measured (MEC) or predicted exposure concentrations (PEC) and predicted no effect concentration (PNEC) data (Besseling et al., 2018; Burns & Boxall, 2018; Everaert et al., 2018).

Everaert et al. (2018) analysed the risk for the marine environment. The authors estimated a maximum acceptable concentration of 6650 buoyant particles per m³ using a species-sensitivity distribution. They compared this effect threshold with an estimated average concentration at the ocean surface of 0.2–0.9 particles per m³ for 2010. This means that a risk was not expected based on these average ocean data. However, based on published high MECs for specific locations, they concluded that 'adverse effects could potentially occur'. They presented similar analyses for the

seafloor and beached microplastics, also showing effect thresholds being orders of magnitude higher than present measured concentrations. However, using a model to estimate future predicted environmental concentrations, it was concluded that adverse effects of sedimented and beached plastics are expected around 2060. The first type of assessment is colloquially referred to as a retrospective assessment, whereas the latter is an example of prospective risk assessment (Maltby, 2006). Although both are associated with considerable uncertainty, this is more the case for the prospective assessment, as it relies on a very uncertain prediction of future concentrations in the oceans.

Besseling et al. (2018) analysed risks of microplastics for the aquatic environment. They estimated an HC₅ (Hazardous Concentration for 5% of the species) of 113×10^3 particles m^{-3} using an SSD. They compared this threshold with the highest reported MECs (102×10^3 particles m^{-3} on a coastal water location) and concluded that ecological risk could exist in coastal waters, because of the similar particle number concentrations reported there. For freshwater and the ocean surface however, MECs were three and five orders of magnitude lower than this HC₅ value, respectively.

Burns and Boxall (2018) reviewed risks of microplastics for the aquatic environment and showed that, on average, MECs are several orders of magnitude lower than effect thresholds obtained from laboratory studies. They also constructed a species-sensitivity distribution and calculated a HC₅ value of 6.4×10^7 particles m^{-3} , which was three orders of magnitude greater than the 95% MEC of 8.5×10^3 particles, which, based on current data, indicates that risks are limited. However, as in case of the above assessments, the margin of safety between highly polluted areas and sensitive species is low, indicating that there may be some habitats in which risks can occur.

The effect data used in the hazard assessment, as well as the MEC data used to assess exposure, differ considerably among these studies and so do the resulting risk characterisations. Notably, all of these studies emphasise the provisional nature of their assessments because of the limitations in the data that were used. The studies relied on concentration data that are uncertain, due to incomplete sampling of compartments considered and due to the often-limited reliability of analytical methodologies used (Connors, Dyer, & Belanger, 2017). Another limitation is that the exposure assessment is based on data for large microplastics whereas the hazard assessment used data for smaller microplastics. The concentrations of the latter in the environment remain largely unknown but are expected to be higher than

the concentrations of larger particles. Accordingly, the exposure assessment might underestimate the actual environmental concentrations of small microplastics. Estimated HC₅ or acceptable concentrations vary by five orders of magnitude. The species-sensitivity distributions must be considered provisional as well, because:

- they contained a limited number of data points;
- they were not fully representative of all relevant functional groups;
- not all incorporated data points have a population relevance;
- they included data obtained for a diverse variety of tested microplastic types (shape, size, polymer, associated chemicals), but these do not necessarily match those that are present in the environment.

The latter implies that the risk characterisation is uncertain. Nevertheless, and while acknowledging such uncertainties, the three studies share the observation that exposure concentrations are on average *orders of magnitude* lower than concentrations where effects are expected to occur, but that this may be different for very specific locations or in the future.

The above evidence summarises what is known about the ecological risks of microplastics based on the literature. As mentioned, this information is considered provisional and the number of studies addressing such risks quantitatively is small (n=3). Therefore, the issue remains how this information should be interpreted, and what it tells us about the *true* current and future risks of microplastics. The working group has thus formulated conclusions with respect to the risks of microplastics that still are uncertain and the likeliness of the conclusions to be true is evaluated differently among experts. As part of the process, the differences were made explicit by using an expert elicitation procedure where experts with expertise relevant to risk assessment assigned a certain level of likeliness to the formulated conclusions.

In many academic papers and reports, the concentration-dependency of risks has received little attention (this is also true for other types of societal reporting media, as reviewed in Chapter 3). The scarce data from academia on dose-response relationships have allowed for provisional examples of characterisations of risks only for the aquatic compartment. There are very limited dose-effect data for benthic organisms and terrestrial organisms, however insufficient for systematic risk characterisations based on single species test effect thresholds, let alone for the construction of species-sensitivity distributions. The same holds for exposure data, where the data gap is huge, especially for soils. This implies that the information is fragmentary and that a systematic risk assessment based on dose-response relationships for species across compartments is not yet possible.

Risk assessment combines a hazard and exposure evaluation. The quality of any risk assessment is determined by its weakest piece of evidence. Therefore, the risk assessment process is limited by all the knowledge gaps listed in the previous chapters on exposure and hazard assessment. For microplastics, quantitative assessments are currently lacking for other environmental compartments than water, and in relation to risks for human health. Human health risk assessment for NMP has therefore not yet been done.

No risk assessments have been published for nanoplastics. As yet, it is unknown what the concentrations are of nanoplastics in environmental compartments or components of the human diet. Therefore, exposure cannot yet be assessed. As for effects, there is limited data, however, most of the experimental designs did not allow for constructing a dose-effect relationship. Furthermore, the limited studies use synthesised nanoparticles, most often nano-sized polystyrene, and it is unknown how well these represent nanoplastics that occur in the environment (Gigault et al., 2018).

2.7 MODELLING

Numerical modelling is one of the tools with which we can gain insight into the fate and transport of plastic debris, including microplastics and its associated chemicals, across environmental compartments. It is a widely applied technique to tackle complex geological problems by computational simulation of scenarios. Over the past decade, a series of models of various complexity have been constructed that specifically target plastic debris or microplastics. These models have been applied to various aspects of the wider problem of plastic debris, such as:

- the emission of plastics, plastic debris, nano- or microplastics to countries (Kawecki, Scheeder, & Nowack, 2018);
- transport in rivers and river catchments on various scales (Kooi et al., 2017a);
- export to the oceans (Siegfried et al., 2017);
- transport and circulation in the oceans (Hardesty et al., 2017);
- predicting the mass of plastic debris in the ocean from plastic production data (Koelmans et al., 2017b);
- vertical transport in the ocean (Kooi, Nes, Scheffer, & Koelmans, 2017);
- transfer of microplastics in aquatic food webs (Diepens & Koelmans, 2018);
- the role of plastic as a vector for chemicals to organisms (Koelmans et al., 2016).

Here we provide an overview of relevant modelling approaches and of any potential to shed light on some of the more complex aspects of microplastics including future 'what if?' and 'under which conditions?' scenarios.

Emission and transport on land and in rivers

Kawecki et al. (2018) presented a static probabilistic material flow analysis of seven polymers for Europe and Switzerland to provide a basis for exposure assessments of polymer-related impacts. This necessitates that the plastic flows from production to use and finally to waste management are well understood. The results may serve as a basis for more refined assessments of exposure pathways of plastics (or their additives) in the environment or exposure of additives on human health. As such, they also inform risk assessment of NMPs, which may form from the materials assessed in the study.

An example of a more refined microplastic transport and exposure model was provided by Nizzetto, Bussi, Futter, Butterfield, & Whitehead (2016a). They presented a spatiotemporally explicit model that was applied to the Thames River catchment. The model is based on an existing hydrobiogeochemical multimedia model, INCA (Integrated Catchment) contaminants, with a rainfall-runoff module, a sediment transport module and the possibility to add direct effluent inputs from (for instance) wastewater treatment plants.

This model showed that the transport of microplastics is related to flow regime, especially for the larger (> 0.2 mm) particles. It did not include biofouling, aggregation, or fragmentation, and did not include nanoplastics.

Besseling et al. (2017) also presented scenario studies on the fate and transport of NMP with a spatiotemporally resolved hydrological model, accounting for advective transport, homo- and heteroaggregation, sedimentation-resuspension, presence of biofilm, polymer degradation and burial. This model did include nanoplastics and simulations provided retention of NMP in a river stretch, concentration profiles in the water column and concentration hot spots in the sediment. A similar study was published recently for car tyre dust particles, but in this case the model was implemented on a much wider catchment scale, i.e. a river (Unice et al., 2018).

What was learned: The relevance of the three studies above (Besseling et al., 2018; Nizzetto et al., 2016a; Unice et al., 2018) is that they showed how particle characteristics and river hydrodynamics affect the transport of microplastics, and how this affects exposure in freshwaters and export to marine systems.

Lebreton et al. (2017) provided an empirical model in which data on mismanaged plastic and run-off in catchments were correlated to measured microplastics concentrations in thirteen rivers, which then was extrapolated to all rivers in the world to estimate microplastics export from river to sea. Whereas significant correlation (n=13) was demonstrated, applicability of the empirical model beyond the calibration data set remains uncertain. Schmidt et al. (2017) provided a similar global compilation of data on plastic debris in the water column across a wide range of river sizes and found that loads of micro- and macroplastic are positively related to mismanaged plastic generated in the river catchments. The 10 top-ranked rivers transport 88–95% of the global load into the sea.

What was learned: Using mismanaged plastic as a predictor, the global plastic debris inputs from rivers into the sea could be estimated.

Siegfried et al. (2017) presented an alternative, more deterministic (global) scale modelling approach to analyse the composition and quantity of point-source microplastic fluxes from European rivers to the sea. The model accounted for different types (personal care products, laundry, household dust and tyre and road wear particles) and sources of microplastics entering river systems via point sources, for sewage treatment efficiency and for plastic retention during river transport. Microplastic export differed among the rivers, as a result of differences in socio-economic development and technological status of sewage treatment facilities.

What was learned: Siegfried's model was used to explore future trends up to the year 2050, suggesting that in the future, river export of microplastics may increase in some river basins, but decrease in others. For many basins, a reduction in river export of microplastics from point-sources was foreseen, mainly due to anticipated improvements in sewage treatment.

Fate and transport in marine systems

Numerical modelling has also been shown to be a valuable tool in the analysis of microplastics in the marine realm (Hardesty et al., 2017). When combined with observational data, it has helped to answer questions that would not be possible to answer otherwise. More specifically, modelling has helped to 'inpaint' regions of the ocean surface where observations are not available (e.g. (Lebreton et al., 2018; van Sebille et al., 2015). In these uses, the patterns from modelled distributions can be regressed against observations, to provide a method to interpolate based on ocean circulation.

What was learned: The recent results obtained by Lebreton et al. (2018) suggested that ocean plastic pollution within the Great Pacific Garbage Patch is increasing exponentially and at a faster rate than in surrounding waters. The world-ocean maps provided by circulation models can be used to identify regions where microplastic concentrations are expected to be high, information which is relevant for ecological risk assessment.

Modelling has also helped to provide further mechanistic understanding of the role of circulation features in the transport of microplastics. Examples include submesoscale features (Maes, Blanke, & Martinez, 2016), wave effects (Iwasaki, Isobe, Kako, Uchida, & Tokai, 2017), and upper-ocean mixing (DiBenedetto, Ouellette, & Koseff, 2018). Finally, modelling has also been used to elucidate where microplastics found in an area could have originated, by backtracking simulations (e.g. Cózar et al., 2017; Peeken et al., 2018).

Besides mapping microplastic abundance at the ocean surface, models have provided scenario-based projections of how certain mitigation measures would affect the amount and distribution of marine microplastics (e.g. Koelmans et al., 2017b; Sherman & van Sebille, 2016). Koelmans et al. (2017b) developed a 'whole ocean' mass balance model that combines plastic production data, surface area-normalised plastic fragmentation rates, estimated concentrations in the ocean surface layer (OSL), and removal from the OSL by sinking. The model was used to simulate known plastic abundances in the OSL and below, over time.

What was learned: Simulations suggested that 99.8% of the plastic that had entered the ocean since 1950 had settled below the OSL by 2016, with an additional 9.4 million tonnes settling per year.

The relevance of such models is that they complement the current spatially explicit ocean circulation models and allow simulations over time. Furthermore, they help in testing hypotheses on fragmentation and vertical transport processes of oceanic plastic, which to date are poorly understood.

The role of vertical transport in the abundance of NMP in the OSL also is poorly understood. Kooi et al. (2017b) developed a model for vertical transport of microplastics in the oceans. The model is based on settling, biofilm growth (biofouling), and ocean depth profiles for light, temperature, water density, salinity, and viscosity. The model provided depth profiles for individual microplastic particles over time, and predicted that the particles either float, sink to the ocean floor, or

oscillate vertically, depending on the size and density of the particle. The predicted size-dependent vertical movement of microplastic particles resulted in the highest concentration being at intermediate depths.

What was learned: Relatively low abundances of small particles are predicted at the ocean surface, while at the same time these small particles may never reach the ocean floor. The relevance of the modelling study is that the simulations provided hypotheses on the fate of 'lost' plastic in the ocean. Furthermore, the concentration depth profiles could be helpful for predicting risks of exposure to microplastics for potentially vulnerable marine organisms living at these depths.

Fate and bioavailability of plastic-associated chemicals

Simulation models have been used to assess the role of microplastics in the fate and bioavailability of plastic associated chemicals (such as additives, persistent organic pollutants (POPs) and polybutylene terephthalate (PTBs)) in aquatic systems, food webs and ecosystems. This phenomenon has often been referred to as the 'vector effect' of microplastics.

What was learned: The models have helped to translate laboratory findings to chemical behaviour and risks on the (eco-)system scale, which helps to evaluate the environmental relevance of the laboratory findings.

Gouin Roche, Lohmann, & Hodges, 2011) provided a mechanistic analysis of chemical behaviour on the system scale, using a thermodynamic approach. Results suggested that only chemicals with $\log K_{OW} > 5$ have the potential to partition $>1\%$ to polyethylene. Food-web model results suggested that the relative importance of microplastic as a vector of PBT substances to biological organisms is likely of limited importance, relative to other exposure pathways. These results have later been confirmed by other, more detailed modelling studies by Koelmans, Besseling, & Foekema (2014) and Koelmans, Besseling, Wegner, & Foekema (2013), who included full kinetics of the processes including scenarios for additives and used Monte Carlo modelling to account for uncertainty; by Bakir, O'Connor, Rowland, Hendriks, & Thompson (2016) and Herzke et al. (2016) for a wider range of species (lugworm, fish and seabirds); and by Koelmans et al. (2016), where a model-guided synthesis of laboratory, field and modelling data available in the literature thus far was provided.

What was learned: The latter synthesis also provided a validation of the model outcomes against results obtained in laboratory experiments.

Whereas the previous models mainly addressed the effect of microplastics ingestion on the uptake of chemicals that are at equilibrium on the level of single species, a recent model provided a more comprehensive analysis of the vector effect also for chemical non-equilibrium scenarios (comparing equilibrated vs non-equilibrium additive or environmentally sorbing chemicals), metabolisable versus non-metabolisable chemicals, on the level of entire marine food webs (Diepens & Koelmans, 2018). The presented model simulates the transfer of microplastic as well as its associated chemicals across any food web. It was implemented for an Arctic case comprised of nine species including Atlantic cod and polar bear as top predator.

What was learned: The analysis suggested that microplastics would not biomagnify in the food web (biomagnification is the increasing concentration of a substance in the tissues of tolerant organisms at successively higher levels in a food chain). It confirmed earlier model analysis that ingested microplastics can increase or decrease uptake of organic chemicals, dependent on polymer type, species properties, chemical characteristics (hydrophobicity and persistence) and equilibrium state, and thus that the vector effect, if any, is very context dependent.

The relevance of the general models is that they can be implemented for specific conditions, i.e. habitats, organisms or classes of chemicals, to evaluate the relevance of microplastic for chemical uptake by and effects on organisms. The effect of microplastics on chemical uptake are likely to be small for most habitats, at the present microplastic exposure levels. However, they can be larger in locations where abundances of plastic debris are high (e.g. Chen et al., 2018), or in the future when plastic abundances increase (Everaert et al., 2018).

At present, the models described above are typical research tools in that they evolve continuously when new data or insights about NMP behaviour become available. Currently, all models are provisional and lack validation. Here, validation is defined following Rykiel (1996): 'Validation is establishing the truth of a model in the sense of (a) consistency with data, (b) accordance with current knowledge, (c) conformance with design criteria'. Earlier sections in this chapter have identified the quality and quantity of microplastic occurrence data in air, soil and water as a major knowledge gap. This means that comparisons of modelled scenarios against this data have occurred only to a very limited extent too, and thus that validity at this point (criterion (a)) is poorly known. This seems especially the case for the fate and transport models, and less for the chemical uptake models reviewed here.

Most published models seem in accordance with current knowledge (Rykiel's criterion (b)), but that does not imply that they can accommodate the full spectrum of NMP behaviour in environmental systems. Many models for instance, assume microplastics to be (near-) spherical and in a virgin state, which means they are less well equipped to simulate non-spherical particles, such as for instance fibres, weathered particles, or particles that form agglomerates due to biofilm formation and attachment to other particular matter. The NMP transport models for freshwaters do not necessarily capture all possible system behaviours and often make assumptions such as steady state, average flow, retention or weather conditions, or neglect inputs or processes such as diffuse inputs, sediment bed load transport or aggregation of small microplastics.

Similarly, models of marine NMP fate and transport are only as good as the hydrodynamic data that underpins them. Much effort is being made to create and validate better, finer-scale hydrodynamic datasets, including in Europe within the Copernicus Marine Environmental Monitoring Service. But the finest resolution hydrodynamic data available there on a global scale has resolutions of around 5-8 km, which is not nearly fine enough to explicitly resolve all scales relevant to plastic transport. Furthermore, these models are often more accurate in the open ocean than near coastlines, while plastic transported from rivers to the open ocean necessarily must move through the coastal zone. The modelling of marine NMP in this coast-ocean-coast system was therefore highlighted as one of the major knowledge gaps in the Hardesty et al. (2017) review paper.

Another knowledge gap is the transport of marine NMP near the ocean floor. Most global scale models have vertical resolutions of tens to hundreds of metres in the deep ocean, meaning that the bathymetry (the study of underwater depth of ocean floors) in many regions is very complicated to model, and hence deep flows are poorly simulated. While in a regional setup it is more customary to use terrain-following coordinates, this is not yet widespread on basin or global scales.

Finally, modelling of marine NMP would benefit greatly from better understanding and data on key processes that affect plastic particles in the open ocean, including fragmentation, biofouling, sinking, and beaching. The present state-of-the-art is to model marine NMP as passive particles that simply follow the ocean currents, even though there is evidence that particles change density while at sea e.g. (Kooi et al., 2017b).

All published model papers seem to recognise their limitations, provide limitations of the approaches and disclaimers, which renders them valid with respect to Rykiel's criterion (c).

What we learned: In short, models have been successful in answering some questions about sources, transport and fate of NMP, but could be even more useful if they become more realistic.

Similar to the earlier sections of this chapter, the largest knowledge gaps within the modelling evidence relate to the smallest NMP size fractions, especially those at the submicron scale. One model exists that addresses 100 nm nanoplastics (Besseling et al., 2017), but it remains highly speculative, given the lack of concentration data that would be required for validation of the model.

Other unknowns relate to transport, fate and exposure modelling of NMP in the soil and the air compartments.

2.8 CHAPTER 2 CONCLUSIONS

Here we provide the main conclusions based on the evidence provided in the preceding sections, along with the section number where the corresponding evidence and references are detailed.

1. Microplastics are present in virtually all environmental compartments, including in biota (2.4).
2. In order to be able to understand the fate of NMP and to build models for prospective risk assessment, there is a need to develop methods to assess the relationships between polymer structural characteristics and the formation of smaller plastic particles (NMP) in nature, due to embrittlement, fragmentation or degradation (2.3.2, 2.6).
3. There is a need to develop markers and/or approaches to causally link plastic that one can find in nature to its origin, source or manufacturer (2.3.1).
4. Some knowledge of microplastic concentrations exist for the ocean surface and to a lesser extent for freshwaters. However, hardly anything is known about air and soil compartments and about concentrations and implications of NMP below the ocean surface (2.4.1, 2.4.2, 2.4.4, 2.4.5).

5. Hardly any information is available on measurement methods, fate, effects, and risks with respect to nanoplastics (all passages indicated by grey sidebars).
6. There is a need to improve NMP measurement methods, to standardise and internationally harmonise them, to obtain agreement on them internationally, such that they can be applied on a comparable routine basis in a regulatory context (2.6 and all passages indicated by grey sidebars).
7. There is a need to develop adequate NMP risk assessment methods, including those involving NMP interactions with other stressors (chemicals, climate change, eutrophication (a dense growth of plant life), acidification) to standardise and internationally harmonise them and to obtain agreement on them internationally, such that they can be applied on a routine basis in a regulatory context (2.6).
8. There is a limited number of promising theoretical models that simulate the fate and transport of NMP in environmental compartments, including food web transfer, that are potentially relevant for prospective risk assessment with respect to nano- and microplastics. However, validation is lacking (2.7).
9. There is a need to understand fate, exposure and risk for those NMPs that are most relevant to sensitive receptors across all environmental compartments, based on specific protection goals set. (Risk assessment always has a different protection goal in different contexts.) (2.3, 2.6)
10. There is a need to understand the abundances of NMP in the human diet, drinking water and air, specifically down to sizes <math><10\ \mu\text{m}</math>, in order to be able to start assessing risks for human health (2.4.7, 2.5.4).
11. There is a need to understand the potential modes of toxicity for different sizes, shapes and types of NMP in human models (2.5.4).
12. For microplastics, the working group has formulated three conclusions with respect to ecological risks: one concerning present local risks (12A), one concerning present widespread risks (12B) and one concerning the likeliness of ecological risks in the future (12C) (2.6). These conclusions are:
 - A. There may at present be at least some locations where the predicted or measured environmental concentration exceeds the predicted no-effect level (PEC/PNEC>1).

B. Given the current generally large differences between known measured environmental concentrations (MEC) and predicted no-effect levels (PNEC), it is more likely than not that ecological risks of microplastics are rare (no widespread occurrences of locations where $PEC/PNEC > 1$).

C. If microplastic emissions to the environment will remain the same, the ecological risks of microplastics may be widespread within a century (widespread occurrence of locations where $PEC/PNEC > 1$).

13. The evidence described above in Chapter 2, and later in Chapter 3 and Chapter 4, supports the position that, even though 'high quality' risk assessment is not yet feasible, action to reduce, prevent and mitigate pollution with NMP is suggested to be needed. At the same time, it is important to develop and use risk assessment approaches for NMP to be able to prioritise these actions, and to plan where and when to apply them.

2.8.1 Outlook

Given the paucity of agreed methods for exposure and hazard characterisation and the fact that only few quantitative data are of sufficient quality, the absence of evidence of NMP risks currently does not allow one to conclude that risk is either present or absent, with sufficient certainty. Substantial method development and validation will be required before more systematic and reliable empirical studies can be implemented on a broader scale. Experimental designs also need improvement (Backhaus & Wagner, 2018; Koelmans et al., 2017a; Ogonowski, Gerdes, & Gorokhova, 2018). It will thus take some time before more reliable conclusions on PEC/PNEC-based risks become available for the various environmental compartments and for public health assessment. Alternatively, management of NMP may be based on approaches similar to those used under REACH for management of chemicals classified as persistent, bioaccumulative or toxic (EC 1907/2006, Annex 1). REACH is the EU's chemicals legislation and is discussed further in Chapter 4.



Chapter 3. Social and Behavioural Sciences Perspectives

3.1 INTRODUCTION

The social and behavioural sciences are vital to understanding the societal perceptions and social dynamics that impact on plastic pollution in order to develop effective and acceptable solutions.

Chapter 3 highlights how insights from media and communication studies, sociology, psychology, organisational studies, risk perception and attitude and behaviour research have an important role to play in understanding the interplay between natural science insights and societal responses. These disciplines in turn help in the design of successful policies and interventions and in societal engagement in reducing macro- and microplastic pollution.

Figure 3 depicts how plastic moves from the economy to the environment. The many steps in this picture are areas where human decisions and behaviours occur and have an effect. These same steps are areas where altered actions and behaviours could alter the effect of how plastic enters the environment. Plastic litter, like other waste and pollution problems, is linked to the market, to producer offer as well as consumer demand and behaviour. As Grid/Arendal report, the price of plastic products does not reflect the true cost of disposal and the cost of recycling and disposal are not borne by the producer or consumer directly, but by society (Newman, Watkins, Farmer, Brink, & Schweitzer, 2015). This flaw in our system allows for the production and consumption of large amounts of plastic at very low prices. Waste management is done 'out of sight' of the consumer, hindering awareness of the actual cost of a product throughout its life. We will discuss some of these points in further detail in the following sections, starting with the media.

The social/behavioural literature on nano- and microplastic specifically is in its infancy. We report this where we can (and discuss nano- and microplastics together as 'NMPs', as in the preceding chapter). But we also draw on other evidence and principles from the broader literature where these are likely to affect societal dynamics and responses to NMPs. We use research on plastic pollution more broadly because large items of plastic litter fragment into secondary microplastics, and we also draw on the relevant wider literature on media communications, risk perception and communication, and attitude and behaviour change.

How plastic moves from the economy to the environment

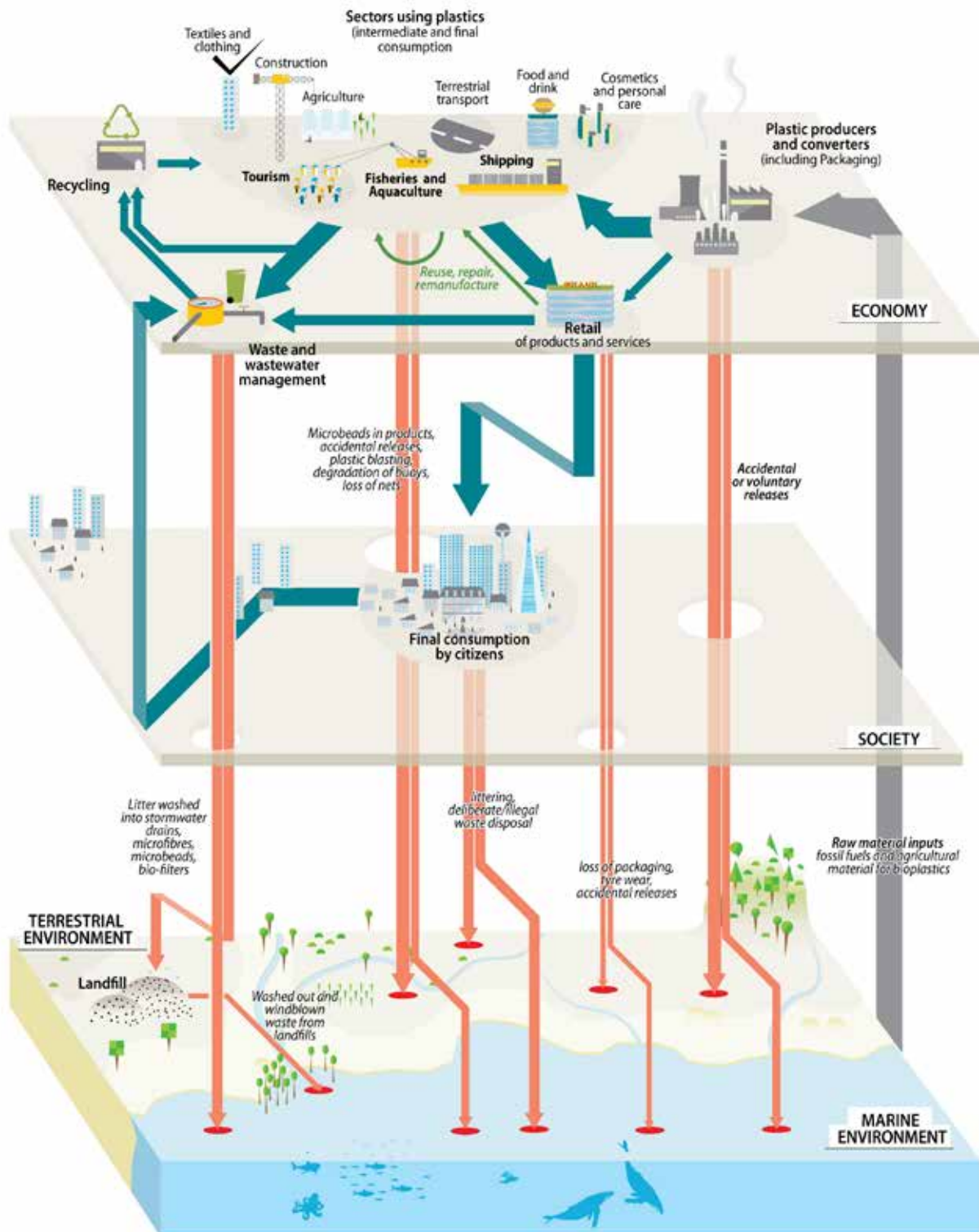


Figure 3: How plastic moves from the economy into the environment and where opportunities for changed awareness, decisions and behaviour might exist. From GRID/Arendal by Maphoto (Pravettoni, 2018).

3.2 MICROPLASTICS IN A CHANGING MEDIA LANDSCAPE

The media play a vital role in communicating global threats and environmental crises constituting public issues, by shaping discourses, public awareness, political action and public responses (Cottle, 2009; Hansen, 2018; van der Wurff, 2012). High profile media attention has arguably propelled the issue of plastics pollution and microplastics up the public and policy agenda (Kramm, Volker, & Wagner, 2018; Völker et al., 2017) building on decades of activism by environmental non-governmental organisations and communities. In 2017, David Attenborough's BBC documentary series 'Blue Planet II' highlighted the quantity of plastic waste in the ocean. This was described by the Head of the UN Environment Programme at the time, Erik Solheim, as having "helped spur a wave of action" internationally. The so-called 'Blue Planet effect' was associated with announcements calling for legislation to reduce single use plastics (e.g. by UK Secretary of State for Environment, Food and Rural Affairs, Michael Gove). As just one example, there has been a lot of debate recently about plastic straws and initiatives to reduce or ban them (e.g. <https://www.independent.co.uk/topic/plastic-straws>).

While many of the risks to the environment, organisms and human health from microplastics remain unknown (see Section 2.6), the issue of microplastics is being depicted in public discourse as urgent and pressing. News reports, social media campaigns and popular media, including films and documentaries, communicate and frame the issue in a certain way for the public and policy-makers. There is evidence that scientific and media reporting of microplastics has increased rapidly over recent years (GESAMP, 2015; see also Figures 4 and 5 and Annex 6). Thus, it clearly is an issue that the public have been exposed to and that receives increasing attention. While it is difficult to know exactly how these media reports translate into public perception and action, it is reasonable to assume a link to an emerging social norm, critical of plastics use; and bottom-up as well as top-down calls for policy, for example to phase out microbeads in cosmetics. Further media analysis of microplastics is missing in the published literature, but, in the remaining sections of this report, we can build on a rich literature concerning politically contested scientific issues from the past and ongoing, including climate change, genetically modified foods, BSE, and other 'scares'.¹

¹ In Figures 4 and 5, the news on microplastics were analysed using Europe Media Monitor (EMM) and the Tool for Innovation Monitoring (TIM), tools developed by the Joint Research Centre of the European Commission based on data collection and text mining analysis. EMM daily collects news from the traditional and social media. TIM collects information related to scientific publications, patents and European projects from Scopus, PatStat and Cordis, respectively. Both tools perform text mining and analysis of their content.

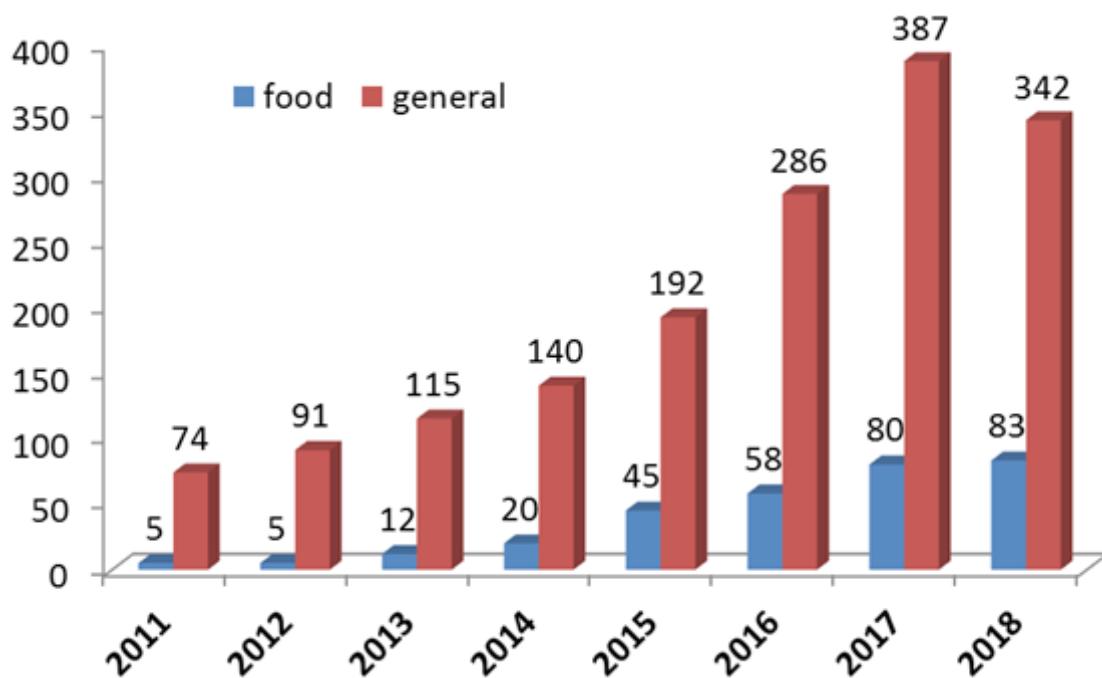


Figure 4: Scientific publications (including articles, reviews and conference proceedings) on the topic of microplastics generally (red bars) and microplastics in food (blue bars) have been increasing since 2011 (Scopus only).

JRC, personal communication and applying their Europe Media Monitor (EMM) and the Tool for Innovation Monitoring (TIM). For more, see also the graphs and report in Annex 6 from the literature search performed to support this project for an analysis of the number and type of scientific publications on NMPs found using a wider set of databases.

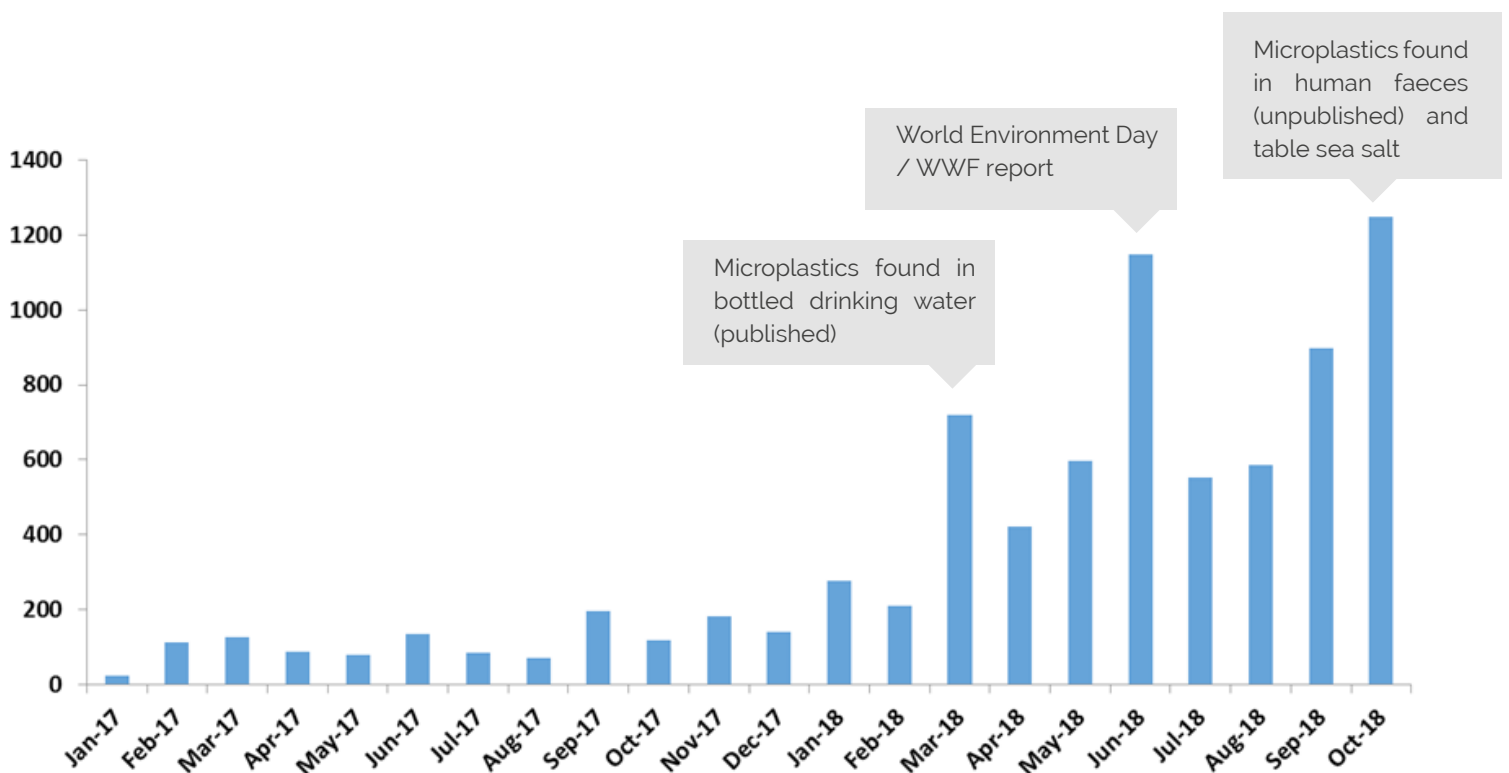


Figure 5: Monthly number of news items extracted from EMM between January 2017 and October 2018 (JRC, personal communication). News published in over 70 languages in traditional or social media on microplastics were monitored with the EMM. A total of 6433 media news items were collected on microplastics between January 2017 and July 2018 demonstrating increased coverage of the topic, starting in January 2018 (clear peaks in March, June and September/October are potentially related to specific news stories as indicated).

The role of the media in constructing social problems

We know that the media play an integral role in constructing social problems (Hilgartner & Bosk, 1988; Schoenfeld, Meier, & Griffin, 1979). Previous studies show how media can define a problem, offering causal interpretation and moral evaluation, providing audiences with a 'storyline' in which complex topics are simplified in terms of responsibility and consequences (Entman, 1993; Gamson & Modigliani, 1989; McCombs, Shaw & Weaver, 1997). The newsworthiness of certain risk factors has important consequences for how the public engages with and understands messages (Friedman, Dunwoody, & Rogers, 1999; Henderson & Kitzinger, 1999; Karpf, 1988; Nelkin, 1995; Peters, 1995; Wilkie, 1991). Under certain circumstances, media can transform 'straight science' stories covered by science specialists into political stories. For example, during the 1990s, genetically modified (GM) foods became a populist campaign cause in the UK, fuelled by intense competition between different sections of the press (chapter 7 of Allan, 2002). Public mistrust of GM technology as risky and 'against nature' increased. This came in the wake of the BSE (mad cow disease) crisis during which the beef market collapsed, when the UK Government admitted after years of denial that there was in fact a probable link between BSE and variant Creutzfeldt-Jacob disease (Allan, 2002). These events highlight the dangers of presenting a 'no-risk' message to the public before firm scientific knowledge has been gathered (POST, 2000). NMP is a similar issue in that there are currently considerable scientific uncertainties over its impact. This complexity, uncertainty and questions about what action is appropriate are relevant for the topic of NMPs at present.

News values create hierarchies of environmental issues, prioritising 'event-centred reporting' of natural and human-made disasters (such as droughts, floods, chemical and oil spillages) over hazards such as pesticides in farming, climate change, air pollution or 'slow-burning problems of the poor', which are ignored or marginalised within the global public view (Nelkin, 1995; Nixon, 2011; Solman & Henderson, 2018). Moreover, the conventions of news reporting help to create a commonsense hierarchy of credibility, with some voices being presented as 'naturally' more legitimate than others (Allan, 1999; Gitlin, 1980). Issues of representation and balance of sources have been debated around the coverage of climate change (Painter, 2013) and we do not yet know if there are similar patterns with reporting of NMPs.

Battles over environmental issues do not of course only concern the communication of expert scientific advice, but are aimed at winning hearts and minds (Hansen, 2011). Non-governmental organisations, some scientists and activist organisations target media and seek to become regular sources and creators of emotive and engaging

messages. Compelling visual images are vital to ensuring media coverage for pressure groups (Doyle, 2009).

Recent research finds that Millennials (defined as those born from the mid-1980s to present) derive 68% of their news from social media (Pew Research Centre, 2018). There is evidence that learning about immoral acts online triggers far stronger feelings of outrage than when the same acts are reported on television or in newspapers (Hofmann, Wisneski, Brandt, & Skitka, 2014). Strong emotional impact heavily influences social media sharing, with moral-emotive language significantly increasing the diffusion of political content across social media, especially within groups with the same ideological views (Brady, Wills, Jost, Tucker, & Van Bavel, 2017). However, information shared may be inaccurate or sensationalised. Media reflects the social resonance of events, but not the actual events. This raises questions about appropriate proactive preparation (e.g. clarifying the unknowns). Vosoughi, Roy and Aral (2018) found that false news (about politics, science, natural disasters) diffused more quickly on Twitter than actual news did, probably motivated by emotions of surprise or disgust. We discussed above that there is increased reporting of NMPs, so it follows from this evidence that with this growing public awareness of microplastics, it is likely that much of this will diffuse across social media.

Media audiences, powerful interests and scientific literacy

It is important to question issues of legitimacy and how certain definitions come to dominate the public sphere, and in whose interests (Hansen, 2016). For example, environmental pressure groups can catalyse public debate about plastics pollution through creating media-friendly 'spectacular' events. Environmental stories or 'spectacular environmentalisms' function through visual grammar and are framed in ways that rouse emotions — to get us to feel and act in certain circumscribed ways (Goodman, Littler, Brockington, & Boykoff, 2016). The quantity of coverage does not necessarily equate with authority or sustained change. Celebrity and elite activism concerning global issues and humanitarian crises is on the rise (Turner, 2016). This so-called 'celebrity activism' (King, 2013) can increase the profile of an issue but does not necessarily bring about behaviour change (Jeffreys, 2016).

Analysis of climate change reporting identifies the success of corporate public relations in exploiting news conventions of balance and impartiality to create the misleading impression that the science on the issue is uncertain or evenly divided (Boykoff & Boykoff, 2004; Oreskes & Conway, 2010). This strategic construction of climate change as scientifically contested may undermine societal engagement with

the issue and personal behaviour change (Happer & Philo, 2015). Various stakeholders may also seek to present evidence and arguments for or against specific policy initiatives that are in line with their interests and deliberately engage with the media to influence the political climate and promote positive public perceptions of their activities to advance their business goals (Henderson & Hilton, 2018). Strategies include making 'their' industry goals appear to be 'our' universal goals, which are in everyone's interests (Williams & Nestle, 2015), or public relations strategies that aim to represent commercial decisions by organisations as instead guided by sustainable goals — 'greenwashing' (Signitzer & Prexl, 2007).

Specialist science writing and environmental journalism is in decline across Europe and beyond, with changing media landscapes resulting in increased pressures and new journalistic practices (Curran, 2010). There is an increase in desk-based journalism, a decline in using official sources, lack of separation between reporting and opinion and the emergence of non-professional citizen journalists, all of which has implications for reporting practices and the nature of media representation (Van Witsen & Takahashi, 2018). Traditional media, which has tended to attract high levels of trust, is challenged by an array of new outlets; audiences change how they consume and engage with messages regarding emerging scientific issues. Media and scientific literacy remain key concerns given the current debates about 'fake news' and the proliferation of 'opinion', (mis)represented as scientific facts.

Yet it is important not to fall into rehashing debates about the public 'deficit' model. This assumes a link between public 'lack of knowledge' or science literacy and public scepticism or hostility and has long been discredited within public understanding of science (e.g. Irwin & Wynne, 1996; Wynne, 1992). Indeed, following the BSE crisis, a new model emerged which acknowledged that rather than experts communicating 'certainty' about 'objective facts', there was a need for discussion involving openness and transparency, and stating uncertainties around scientific knowledge (see also sections 3.3.2 and 3.3.3, where evidence about such complex risk communication is reviewed). It is largely accepted that public understanding of science is better framed as 'public engagement with science', an acknowledgement that there is no deficit in knowledge, but rather any emerging risk information is made sense of, and possibly actively ignored, in ways that are responsive to experience, trust in authority and a surfeit of information (Hinchcliffe et al., 2016).

The decline in trust in the political classes and shifting dynamics in terms of the role of scientific experts are also important factors here. For example, new media techniques — including big data — facilitate innovative citizen-expert alliances, and environmental justice activists are adopting citizen science techniques such as crowdsourced data

on pollution (Gabrys, Pritchard, & Barratt, 2016). These might not have the authority and credibility necessary to gain scientific and political traction (Kinchy & Perry, 2012), but they can induce powerful social dynamics because they include experiential learning. Political action is also required to bring about societal change (Mah, 2017).

While there is often an oversimplified view of the link between media and effects on attitudes or behaviour, we do know that media provide a repertoire of images, meanings and definitions to make sense of emerging environmental problems (Hansen, 2018). In this respect, NMPs may represent an interesting dilemma. Evocative images of charismatic animals entangled in plastics are likely to be familiar to audiences, but the problem of microplastics (as opposed to macroplastics) can present greater challenges in terms of how the public understands the scale of the issue and the connection between their everyday actions and the problem.

Media reflect the social resonance of events, but not the actual events. This selective power reinforces the plurality of information, conflict perception and moralising of topics. Recipients therefore often feel overwhelmed by the plurality of possible interpretations and thus, in order to avoid cognitive dissonance, allocate highest importance to the information that resonates most with their own opinion. This effect is intensified even more by the increasing use of the internet and social media as source of information, which also supports the propensity to justify pre-existing opinions (Renn, 2018).

Given that the scientific evidence is still emerging on NMPs, and that their risks are not fully known at this point (see section 2.6), there may be greater opportunity for interest groups to define the issue. In other words, this is an issue that could be driven more by media and politics than by the current science.

3.3 KNOWLEDGE AND RISK PERCEPTION

Research on society's knowledge and awareness related to NMPs is limited, and there are gaps in particular regarding the perception of different types, sources and final destinations of NMPs (e.g. in food, from tyres and fabrics, atmospheric, and primary versus secondary NMPs), as well as gaps regarding the perception of nanoplastics overall. However, single studies exist concerning perceptions of microplastics in personal care products and food and drinking water. US and UK data from 2015 and 2016 showed that the majority of participants were still unaware of plastic particles in cosmetics (Chang, 2015; Greenpeace, 2016). In a small-scale qualitative study, Anderson, Grose, Pahl, Thompson, & Wyles (2016) showed that only environmentalists

were aware of the environmental effects of microplastics, but, after handling samples representing the amount of microbeads in cosmetics, beauticians and students also expressed concern about the potential negative environmental impact of microplastic and perceived the use of microbeads as 'unnatural and unnecessary'. A representative survey in Germany showed that the majority of the population feels strongly (39%) or moderately (23%) contaminated by plastic particles in food and drinking water (BMUB/UBA, 2016).

More research has been conducted on perceptions of marine litter (Gelcich et al., 2014) and marine threats (Lotze, Guest, O'Leary, Tuda, & Wallace, 2018) more broadly. A survey across 16 European countries found that participants judged marine litter to be an important problem and were concerned about it (Hartley et al., 2018a). While age and gender were not important predictors of concern in this study, level of education, visiting the coast, noticing litter, values, and social norms were. The role of seeing litter is noteworthy here and suggests that direct experience of polluted environments could be an important factor in motivating people to take action, in line with Anderson et al. (2016) and linked to experiential learning in education. However, in other contexts, seeing littered environments can lead to more littering because it conveys a negative social norm (Clayton, Schultz, & Kaiser, 2012): see the section on social norms below.

Some studies have investigated the influence of specific policy instruments and activities on awareness. Specifically, a plastic carrier bag tax in Portugal, while significantly reducing the use of plastic bags, had no impact on individuals' awareness of marine litter and its impact on the environment and on human health (Martinho, Balaia, & Pires, 2017). However, Poortinga et al. (2016) found that the English plastic bag charge helped catalyse awareness among the general public. A school video competition increased European students' concern about marine litter (Hartley et al., 2018) suggesting that creative educational programs harnessing young people's imagination can raise awareness of marine pollution.

Overall, research on public knowledge and awareness has so far focused on certain sources of microplastics, such as microbeads and marine litter, but has omitted other sources such as car tyres or synthetic fabrics. Perceptions of microplastic concentrations related to environmental compartments other than marine, such as freshwater, air, and soil, have hardly yet been investigated (with the exception of the BMBA/UBA survey on drinking water and food, see above), but could potentially yield higher public concern, because they are closer to people's daily experience and thus potentially perceived as more threatening. The perceived health risks of plastic

pollution have not been systematically studied (see section 2.5.5), although there have already been several media stories on the topic (some presenting unpublished work). The media appear to have covered mainly the ecological and environmental impacts of marine pollution, e.g. wildlife becoming entangled, and this aspect features most highly in the perception studies so far (Hartley et al., 2018a).

We can learn from the broader risk perception literature (Kraus, Malmfors, & Slovic, 1992; Marteau et al., 1991; Ueland et al., 2012). Public risk perceptions typically differ from experts' assessments of risks. Notably, experts tend to conceptualise risks in a formal way, based on the likelihood and seriousness of potential negative consequences, while the general public tends to consider many other aspects, such as the degree of disagreement in the scientific community, effects on future generations, ecosystems and non-human life, and whether risks and benefits are fairly distributed (Vlek, 2004; Vlek & Keren, 1992). Affective reactions also play a large role in non-experts' risk perceptions (e.g. Finucane, Alhakami, Slovic, & Johnson, 2000). Kasperson et al. (1988) provide a systematic framework for the 'social amplification' of risk, which considers both technical and socio-cultural processes that may explain why public responses to risks can become amplified or attenuated (Pidgeon, Kasperson, & Slovic, 2003). More recently, Vijaykumar, Jin, & Nowak (2015) have integrated the role of the media into this process. It is clear that societal and scientific appraisals of risk differ because different criteria are used. This does not mean one type of assessment is more valid than the other; it means there needs to be a societal discussion on risks and appropriate responses that should be based on scientific evidence as well as moral and social considerations.

Research within the psychometric paradigm of risk perception suggests that people perceive (environmental) hazards as less risky and more acceptable the larger the related benefits of the item to humans are, the more they pose a delayed or gradual risk over time, and the less observable or tangible (Slovic, 1987). While many of the sources of and actions that cause microplastic pollution contain clear and immediate benefits, their negative impacts are often not visible and delayed (see GESAMP analysis). Water quality is assessed by the general public on the basis of visual and olfactory factors only (Jones, Aslan, Trivedi, Olivas, & Hoffmann, 2018), suggesting that the negative impacts of microplastics on water quality might not be noticed and therefore be underestimated by the public. If society cannot obviously see a problem, i.e. if they cannot assess it for themselves, they have to turn to other sources such as experts or the media to form an opinion. In that case, how those experts make decisions under uncertainty and trust in communication sources becomes vitally important (discussed above and in White & Eiser, 2006). In the plastic context, large items of litter are visible

and can be assessed by non-expert observers, but non-experts cannot easily judge NMPs for themselves.

Visibility of risks is also related to the psychological distance of risks — a subjective feeling of the issue being disconnected and remote from daily life. Construal level theory (Trope & Liberman, 2010) and research on climate change (Spence, Poortinga, & Pidgeon, 2012) suggest that objects or events that are uncertain, and temporally, socially and geographically distant are evaluated as less risky and elicit less concern. With regard to microplastic pollution, psychological distance might be experienced to be high because public awareness is mainly related to marine pollution (which is geographically distant for many people living inland) and severe pollution may only be seen in distant places outside of Europe (social distance; but see below). Further, impacts on human health are currently unknown, which could cause psychological distance due to uncertainty. However, more research is becoming available and is being discussed in the media (about negative impacts of microplastics in certain environmental compartments and on potential human health threats) that might lead to decreases in psychological distance and increases in perceived risks of NMP. Also, research within the psychometric paradigm of risk perception revealed that perceived impacts on humans, as well as on other species, are associated with higher perceived environmental risks (McDaniels, Axelrod, & Slovic, 1995).

3.3.1 Values

Perceptions of (environmental) risks also depend on individuals' values. Four types of values are particularly important to understand environmental risk perceptions and behaviour:

- hedonic values (striving for pleasure and reduction of effort);
- egoistic values (improving or securing one's resources);
- altruistic values (caring about others);
- biospheric values (caring about the quality of nature and the environment) (Steg, Perlaviciute, van der Werff, & Lurvink, 2012).

The research has shown that altruistic and particularly biospheric values are positively associated with greater perceptions of global environmental risks. In contrast, people's hedonic and egoistic values are negatively associated with these risk perceptions (Steg, Perlaviciute, & van der Werff, 2015; Whitfield, Rosa, Dan, & Dietz, 2009). To date, no research has examined how values may affect risk perceptions related to microplastics. Yet, in line with previous studies, we would expect strong biospheric and altruistic values to be related to perceiving higher environmental risks. There is some initial evidence that supports this assumption: in the Hartley et al., study

(2018a), perceiving the marine environment as having altruistic-biospheric value positively predicted concern, whereas perceiving the marine environment as having egoistic value did not. Additionally, it can be expected that strong altruistic values are related to higher perceived risk for public health, while strong egoistic values may be associated with perceiving higher risks for one's personal health. It could be expected that strong hedonic values are associated with perceiving lower risks for health and the environment. Individuals with strong hedonic values might perceive behaviours causing microplastics pollution as beneficial, because these behaviours are potentially linked with comfort and pleasure (e.g. car driving, beauty products, synthetic textiles) and thus support hedonic values. Based on the psychometric paradigm of risk perception, it can be assumed that due to such perceived benefits, they may perceive microplastics pollution as less risky (McDaniels et al., 1995).

Values may not only affect to what extent people evaluate microplastics as risky and of concern, but also affect the motivational potential of perceptions of environmental and health risks, that is, the extent to which perceptions of these risks affect behaviour (change) and the acceptability of policy to reduce the negative impacts of microplastics (Bolderdijk, Gorsira, Keizer, & Steg, 2013; van den Broek, Bolderdijk, & Steg, 2017). For people with strong biospheric values, perceived environmental risks are likely to be particularly motivating. People with strong altruistic values are likely to be most strongly motivated by perceived environmental risks that may have negative implications for other people, and particularly by perceived public health risks. For people with strong egoistic values, particularly perceived (personal) health risks are likely to be motivating.

Finally, the extent to which people accept risks related to microplastics depends on the type of moral reasoning they engage in. Specifically, some individuals may apply consequentialist reasoning and perceive the risks as acceptable and actions as morally right when the benefits of actions causing these risks are believed to be higher than the costs and risks associated with those actions. On the other hand, individuals may apply deontological reasoning in which they base risk assessment on the inherent rightness or wrongness of actions per se, rather than on their consequences. In such cases, actions may be evaluated as morally wrong irrespective of the benefits associated with them (Böhm & Tanner, 2012).

3.3.2 Communicating Risk and Uncertainty

Scientists communicate their findings. Scientific findings are often characterised by a degree of uncertainty (see also section 3.3.3 below) about the presence of risks, as is

the case for NMPs (see Chapter 2). Understanding these risks and uncertainties is very important for informed decision-making among the public and policy-makers alike, but research shows that people are generally averse to uncertainty (Keren & Gerritsen, 1999); they prefer certain findings and clear outcomes. Scientific communications are also often based on very complex relationships and specific definitions that do not easily translate into non-expert understanding. Some research has investigated how expert risk terms are interpreted by non-experts, for example in the context of climate change risks. Research has shown that verbal probability terms agreed by the IPCC to communicate uncertainty were interpreted very differently and with great variability by non-expert audiences, and the discrepancy was greater for more extreme probabilities — in both a US sample (Budescu, Broomell, & Por, 2009) and in an international sample spanning 24 countries (Budescu, Por, Broomell, & Smithson, 2014).

The science of science communication has taught us that there is rarely a one-size-fits-all way of communicating scientific findings and uncertainty. What we need are customised communication strategies for different audiences (Fischhoff, 2013; Fischhoff & Davis, 2014). First, the target group needs to be identified (do we want to address political leaders, industry, retailers, environmental or non-governmental agencies, the media or consumers?), then their interests and values need to be considered. According to Renn (2005), communication consists of four key elements:

- documentation (in order to ensure transparency);
- information (serves to enlighten);
- a mutual dialogue (for two-way learning);
- participation in risk management and risk analysis, so that the concerns of all stakeholders are represented.

Even 23 years after Fischhoff's (1995) seminal paper summarising developmental stages in risk management, participation and co-creation is not ubiquitous. Some scientists appear to be stuck in the early stages described by Fischhoff (e.g. "All we have to do is get the numbers right" or "All we have to do is tell them the numbers"), while many socio-technical risks enter a societal process of sense-making, potential controversy, ethical and moral considerations that goes way beyond the numbers. Communication is emphatically not an ethically neutral business. If, for example, what we say is misunderstood, decisions with unwanted consequences may result. How then do we determine what to say and what not to say? Detailed protocols promoting good science and uncertainty communication describe how this can be done (Fischhoff & Davis, 2014). To make sense of science, we do not require new communication tools and procedures. We can use the tools and techniques we already possess.

There is a risk that scientific findings and uncertainty will lead to distrust, especially in the post-expert society, and uncertainty may also be associated with inaction. We know that “distrust, once initiated, tends to reinforce and perpetuate distrust” (Slovic, 1999) and there is a saying “trust arrives on foot and leaves on horseback”. Both emphasise the great fragility of trust in decision makers. There is evidence that more cautious decision-making, and more transparency, is associated with greater trust (White & Eiser, 2006) and that people rely on social trust when they cannot assess the risks and benefits of an issue for themselves (Siegrist & Cvetkovich, 2000). Decision-making and risk management both involve two equally important components: information (knowledge) and preferences (values), and scientists, policy-makers and the public engage in a discourse between these aspects to ideally come to a consensus.

3.3.3 Assessing Uncertainty

Good governance and decision-making require information both on the scientific evidence and the associated uncertainty. Scientific evaluation should therefore include assessment of uncertainty, as stated in the European Commission’s Communication on the Precautionary Principle (European Commission, 2000; see also section 4.3 in Chapter 4). In most scientific advice, uncertainties are characterised qualitatively, if at all. The impact of the uncertainty is usually expressed by using words such as ‘likely’, ‘unlikely’ and ‘possible’ to qualify scientific conclusions. Multiple studies have demonstrated that such verbal expressions are ambiguous and interpreted in different ways by different people (Theil, 2002). The fact that precisely quantified information on the environmental effects of microplastics is only partially available makes policy and decision-making based on the partial information difficult, but the sciences can still provide some information on microplastics in the environment.

The Intergovernmental Panel on Climate Change (IPCC) has developed approaches aimed at improving the expression of uncertainty in their assessments. They reduce ambiguity by expressing the likelihood that scientific conclusions are correct using verbal terms which are defined quantitatively, in terms of probability. For example, Mastrandrea et al. (2010) conclude that “Global warming is *likely* to reach 1.5°C between 2030 and 2052 if it continues to increase at the current rate”, where ‘likely’ is defined as corresponding to 66-100% probability. Mastrandrea et al. do not provide any explicit advice on how experts should make the probability judgements required by their likelihood scale, or how the cognitive biases known to affect such judgements can be mitigated (Kahneman, Slovic, & Tversky, 1982). Such advice is included in guidance for uncertainty analysis published recently by the European Food Safety Authority (EFSA), which also proposes a modified version of the IPCC scale (EFSA, 2018a, 2018b).

It is essential to acknowledge when quantitative expression of uncertainty is not possible, as is emphasised in many publications on scientific uncertainty (Sahlin, 2012; Stirling, 2010). This is recognised in the Codex (2018) Working Principles for Risk Analysis, which call for quantification “to the extent that is scientifically achievable”, and also in the guidance of both IPCC (Mastrandrea et al. 2010) and EFSA (2018a, 2018b). When assessors feel unable to give probabilities, or even ranges of probabilities, the report suggests that they should describe the cause and nature of the uncertainties involved and report that the assessment is inconclusive (EFSA, 2018a).

The approaches outlined above can be applied to any type of scientific assessment, including urgent assessments (EFSA 2018a), and those where assessors have to weigh multiple, potentially conflicting, lines of evidence (EFSA, 2017). When applied well, they should improve the rigour of uncertainty assessment and reduce ambiguity in expressing uncertainty and hence provide a more useful contribution to decision-making processes, including application of the precautionary principle when appropriate (see also section 4.3 in Chapter 4).

There are other methods of knowledge quality assessment (cf. www.nusap.net) which can also be used to boost policies with a more robust knowledge basis. The framework of post-normal science (Funtowicz & Ravetz, 1993) depicts most science-for-policy as inherently characterised by high system uncertainties, high stakes, debated values, and decision urgency, characteristics which all seem appropriate for microplastics. Three comments need to follow here. First, one needs to realise that the values at stake most often are not restricted to economic values, and do not always refer to the values embedded in national constitutions or EU law; they can be intangible values like the beauty of a beach or the integrity of an ecosystem (Kaiser, 2015). Secondly, evidence of people’s (i.e. citizens’) values could be considered a relevant input into evidence-informed policies in the same way that natural science evidence is relevant (as reviewed in Chapter 2). Thirdly, the so-called Sustainable Development Goals supplement the value base on which to design our policies, and in relation to microplastics several of these goals come explicitly into play.

3.3.4 Disgust, Unnaturalness and Absolute Opposition

Emotions towards microplastics might affect people’s reactions and policy preferences in several ways. Research revealed that absolute opponents of genetically modified (GM) food, i.e. people who agree that GM food should be prohibited no matter the risks and benefits, were more disgust-sensitive in general and disgusted by the consumption of GM food than were non-absolute opponents or supporters (Scott, Inbar, & Rozin, 2016). Similarly, general disgust sensitivity predicted absolute opposition

to recycled drinking water, which some people rejected because they perceived it as contaminated, even if it was purer than drinking or bottled water according to chemical analysis (Rozin, Haddad, Nemeroff, & Slovic, 2015). Similar 'moral' opposition was found with regard to artificial as compared to natural items, especially in the food domain (Rozin et al., 2004). If future scientific evidence indicates that microplastics enter the food chain, people might be more likely to take an absolute stand related to microplastics, because they might feel disgusted and experience a violation of purity due to the perceived unnaturalness (see early evidence from BMBF/UBA survey in Germany on concern). Indeed, there is already evidence to suggest that people oppose microbeads due to their unnaturalness (Anderson et al., 2016).

3.4 DECISIONS AND BEHAVIOUR

As there is no natural variation of plastics in the environment, all plastic pollution has to result from human decisions and behaviour, whether of manufacturers, retailers, or consumers (Pahl & Wyles, 2016; Wyles, Pahl, Holland, & Thompson, 2017). It is therefore useful to review what we know about the determinants and dynamics of behaviour in a range of stakeholders. These insights will help to define options for and increase the effectiveness of future policy action.

3.4.1 Actors and Stakeholders

Because plastic materials are used widely and for many different purposes in modern society, any change in the plastic use system will affect a wide range of societal groups and stakeholders, including manufacturers, retailers, consumers, various levels of government, waste and recycling companies, as well as professional users of the coast and seas and environmental organisations (Andrady, 2011; Terlau & Hirsch, 2015). We know of no systematic stakeholder analysis (e.g. Reed et al., 2009) for NMPs, but illustrate some relevant actors in the following:

- **Manufacturers** may be guided by considerations of reputation, consumer demand, cost and availability of technology, as well as by corporate social responsibility. Anecdotally, some companies have reduced plastics use because highly motivated individuals within the organisation have persisted with changes. In these examples, a single trailblazer can be responsible for triggering substantial reductions in plastic (e.g. https://www.surfdome.com/lifestyle_blog/less-plastic-infographic/).
- **Retailers, especially food retailers**, can offer low-plastic options for products and services, and support customers who want to use refillable containers. Retailers also have opportunities to change their delivery options to customers and influence

suppliers. Such leadership and social norm-setting can have powerful effects in the relevant sphere of influence and can be supported by policies.

- Motivated and informed **consumers** may avoid plastic products and reject single-use packaging, given suitable choice and clear labelling, and they may demand the reduction of plastics from government and producers. Consumers also influence change via acceptance (or not) of new options and systems, and these need to be built around existing practices and carefully piloted to ensure success.
- **Citizens, environmental organisations and scientists** may collaborate on citizen science projects that can raise awareness (Hidalgo-Ruz & Thiel, 2013), have a range of benefits to participants (Wyles et al., 2017), and trigger social change (Dauvergne, 2018) such as the 'Beat the microbead' campaign (www.beatthemicrobead.org). Moreover, citizen beach clean events have seen a substantial increase in participants recently. For example, beach clean events organised by UK environmental charities saw a doubling of participant numbers from 2017 to 2018 (6944 to 14 527, Marine Conservation Society, 2018; 34 779 to 67 759, Hugo Tagholm & Surfers Against Sewage, personal communication, 2018). Notably, such collaborations appear more common around marine litter and plastic pollution than around other socio-technical challenges such as nuclear power or GM foods.
- Some specific stakeholders, such as **fishers**, experience the plastic that is polluting the marine environment directly and see the consequences on their livelihoods. Programmes such as Fishing for Litter can motivate such professional users of the coast in reducing plastic pollution and give a positive signal to actors further removed from the ocean (Wyles et al., under review). Even in the absence of organised programmes, some bottom-up initiatives are addressing the problem head-on (National Geographic, 2018).
- In many cases, changes will only work if different actors are aligned and they work together. For example, reducing the emerging problem of microplastic pollution from tyre abrasion in the future will probably depend on technical alternatives that provide similar levels of safety and comfort, but also on consumers choosing these alternatives, and on policy-makers enacting new regulation or incentives. Professional standards, certifications and product labelling can motivate action. The evidence suggests they might work better if widely publicised and aligned with consumer demand (e.g. marketing fish from certified fishing for litter boats).

In a Europe-wide study, Hartley et al. (2018) asked members of the public how responsible they thought different actors were for marine litter, broadly defined. Retailers, industry and government were perceived as most responsible, but also least motivated and competent with regard to reducing marine litter, whereas independent scientists and environmental groups were perceived as least responsible, but

most motivated and competent. This suggests that the public see certain actors as responsible — but do not necessarily trust the same actors to solve the issue.

3.4.2 Identifying Behaviours

In addition to understanding the roles of multiple stakeholders, it is also important to identify the specific behaviours that contribute to plastic pollution and those that support solutions. For example, a number of decisions and behaviours can result in a single-use plastic bottle ending up in the natural environment, such as a consumer buying a bottle of water instead of refilling a bottle, disposing of the bottle as waste instead of reuse or recycling, certain waste disposal options being vulnerable to items being lost before reaching landfill, the bottle not being picked up by anyone before it reaches the ocean and so on. In order to understand and reduce the amount of NMP in the natural environment, as well as looking at plastics produced at large volume, and high-risk plastics (materials such as PET, PE, PVC, PP, PA and so on, or plastic products such as car tyres, plastic bottles and so on, as reviewed in Chapter 4), it is also necessary to identify the most relevant behaviours to target. The focus here is mostly on behaviours by the general public. Dietz, Gardner, Gilligan, Stern, & Vandenberg (2009) argue that large behaviour change programmes could yield rapid environmental benefit, whereas policies take longer to implement, and Benartzi et al. (2017) estimate that behavioural-nudging interventions can be more cost-effective than policy tools including incentives.

When determining the most relevant behaviours to target, two key factors are the '**plasticity**' or potential of change in that behaviour, and the effectiveness of the change in addressing the problem in terms of emission reduction (Dietz et al., 2009). In other words, how feasible would it be to change that behaviour, and how impactful would this change be? For example, Dietz et al. (2009) used these two factors to estimate and rank the actions that would most reduce carbon emissions and found that insulating homes would have the most impact and carpooling the least. This type of analysis is currently lacking for plastics pollution, but of crucial importance to identify the most effective and acceptable actions for behaviour change programmes.

Current knowledge is incomplete, as there has been no comprehensive analysis or quantification of the behavioural aspect of plastic pollution and potential points of change. Some inferences can be made from waste management analysis and analysis of items found during environmental surveys and beach cleans. These can identify which items and materials to target (e.g. plastic bottles, black/coloured plastic). However, it is less clear what behaviours to target to reduce microplastic pollution because plastic fragments emerge from a wide range of sources that cannot

be traced currently (see Section 2.3.1). Bertling et al. (2018) have recently estimated that traffic, infrastructure and buildings are major emitters of primary microplastics. Further analysis tracing sources could potentially help to identify relevant associated behaviours.

There are other starting points for prioritising behaviours. According to the waste management hierarchy, the reduction of waste and reuse of products should be considered before recycling and disposal behaviour (<http://ec.europa.eu/environment/waste/legislation/a.htm>). In Europe, 62% of all plastic waste is generated by packaging (Andrady, 2015), so a behavioural backlash against packaging could be very effective. For example, in Germany in the 1980s, consumers started unpacking products in shops and leaving the packaging behind, and similar initiatives are returning now, for example in Ireland (www.irishtimes.com/news/environment/shoppers-urged-to-leave-packaging-in-supermarkets-as-part-of-campaign-1.3435666). Waste prevention behaviours range from one-off behaviours, e.g. purchasing durable, long-lasting products and avoiding single-use products, to habitual behaviours, e.g. reusing items such as shopping bags or refillable packaging, avoiding over-packaged goods, and sharing or renting appliances or equipment. Beyond this generic approach, there may be specific behavioural solutions for emerging issues. To reduce microplastics pollution from textile fibres, consumers may decide to buy washing machines with fibre filters and/or washing nets for textiles. For such technical solutions to work optimally, however, consumers will also need to clean filters and dispose of the fibres in a responsible manner.

Behavioural research investigates what drives specific behaviours, distinguishing between impact-oriented or intent-oriented analysis (Stern, 2000). Impact-oriented research explicitly looks at the behaviours with the greatest impact on the environmental issue, such as purchasing items with less packaging (see previous paragraph), whereas intent-oriented research examines behaviours undertaken explicitly for environmental reasons. Exploring different motivations for specific behaviours can highlight novel pathways to change: for example, some people may avoid plastic packaging due to health concerns about additives. These two approaches complement one another to help explain what drives action and to demonstrate the effectiveness of different interventions.

3.4.3 Determinants of Behaviour

A multitude of social, personal and situational factors shape environmental attitudes and behaviour relevant to reducing plastic pollution. These factors enable and

motivate people to act and can be used to design interventions to change behaviour (Steg & Vlek, 2009). Similarly, they can be barriers to change. In particular, **concern, perceived behavioural control, identity, values, attitudes, emotions and personal and social norms**, as well as **knowledge and awareness**, have been identified as predictors of intentions and behaviour (Pahl & Wyles, 2016). In terms of personal factors, **knowledge** in itself is typically not sufficient to motivate pro-environmental behaviour by individuals (Abrahamse & Steg, 2013; Hornsey, Harris, Bain, & Fielding, 2016; Ünal, Steg, & Gorsira, 2018) or by organisations (Anderson and Newell, 2004).

Knowledge is related to awareness and concern regarding environmental problems caused by human behaviour, but these relationships are not always strong (Ünal et al., 2018). However, a lack of knowledge may undermine behavioural action to address the issue. Research in the domain of health has very sophisticated models and data on behaviour change, a lot of which is also highly relevant in the environmental domain (Nisbet & Glick, 2008). This research has shown that behaviour change requires, at a minimum, a motivation to change (motivation) and practical know-how (skills), in addition to knowledge (Nisbet & Glick, 2008; Fisher & Fisher, 1992). For example, knowledge about plastic harming wild animals may not lead to behaviour change in the absence of motivation ('*Why* should I do something about this? Do I care?') or practical skills ('*How* can I reduce my plastic footprint at the practical level?').

Beyond specific knowledge, overall problem **awareness** and **concern** are predictors of behaviour (see Bamberg & Möser, 2007; Lindenberg & Steg, 2007; Steg, 2016 for reviews on environmental behaviour). Research has found high levels of public concern about marine litter and a willingness to take action, and that concern was associated with behavioural intentions to mitigate the problem (e.g. Hartley et al., 2018a). Research suggests that problem awareness translates into behaviour via **outcome efficacy** (sometimes labelled **response efficacy**) and **personal norms**, provided that people feel capable of change. Specifically, higher problem awareness is associated with a stronger belief that one's own actions will help to reduce the problems (outcome efficacy), which in turn strengthens feelings of moral obligation and responsibility to reduce the problems (personal norms). Individuals are motivated to act in line with their personal norms, particularly when the relevant behaviour is not too costly (Steg, 2016; Steg & Vlek, 2009).

Personal factors work together with **situational factors** facilitating or inhibiting pro-environmental behaviours. Examples of relevant situational factors include **economic constraints, social pressures, and opportunities for alternative actions** (Kollmuss & Agyeman, 2002). An example of empirical research on personal and situational factors

related to littering was conducted by Schultz, Bator, Large, Bruni, & Tabanico (2013). Observing nearly 10,000 people in 130 outdoor locations in the United States, they established a littering rate of 17% for larger items and 65% for cigarette butts. Older people littered less, and littering behaviour reduced when bins were presented and when the site was less littered. This observational approach generates objective and quantitative data on littering behaviour.

Recycling is one of the most-studied waste-relevant behaviours, although it is lower priority in the waste hierarchy. The provision of facilities and curbside collection schemes has helped to increase recycling rates (Guagnano, Stern, & Dietz, 1995) and made recycling one of the most commonly reported environmental behaviours, in particular in the Western world (Whitmarsh, Capstick, & Nash, 2017). Recycling can reduce the risk of plastic waste entering the environment as secondary NMPs, e.g. from landfill leaks, and it supports circular economy approaches. The opportunity to recycle may have unintended consequences, in that it may 'license' increased consumption of resources (Catlin & Wang, 2013). For example, Germany is often lauded for its recycling system but is actually significantly above the European average for municipal waste per capita

(<https://www.destatis.de/Europa/EN/Topic/EnvironmentEnergy/Waste.html>).

Less is known about the drivers of waste abatement or reduction behaviours (Nash et al., 2017). Factors underlying self-reported waste reduction, reuse and recycling behaviours appear to differ significantly, with reduction and reuse behaviours being more strongly associated with environmental values and concern. Barr (2007) and Whitmarsh et al. (2017) found that reduction behaviours are far less common than recycling, and that they are predicted by both socio-demographic and psychological factors, including education, pro-social values, a green identity and intrinsic motivation.

Many behaviours are **habitual**, meaning that they are less open to reasoned thought and deliberation than assumed by most psychological models of behaviour and behaviour change. This consideration has challenged purely reasoned approaches to human behaviour in recent years. A prominent view separates decision-making into two types of information processing: automatic, quick and heuristic-driven cognition (Type 1), and conscious, slower, and reasoned cognition (Type 2), where the two types may contrast or conflict with each other (Evans & Stanovich, 2013). Motivational factors are less predictive of habitual behaviour (Ouellette & Wood, 1998) and individuals are less likely to attend to information (Verplanken, Aarts, & Van Knippenberg, 1997) when behaviours are habitual. However, habits may be amenable to change when a situation changes (Bamberg, 2006; Verplanken, Walker, Davis, & Jurasek, 2008) or

when the automaticity of a behaviour is disrupted (Poortinga, Sautkina, Thomas, & Wolstenholme, 2016).

In summary, a large literature on predictors of behaviour has demonstrated that there are many different factors that determine action. These factors can be employed in communications and interventions aimed to change behaviour. The literature distinguishes reasoned, slow processes where people think carefully about their choices and actions, and impulse-driven, fast processes that are minimal in cognitive analysis and effort.

3.4.4 Behaviour change interventions

Several strategies are available to change attitudes and behaviours in relation to plastic pollution. A key point here is that behaviour can change, and can change quickly, in response to changing circumstances or new media messages (e.g. consumers changing consumption patterns), whereas changes in policies and systems can only be implemented on a longer timescale by going through parliamentary processes and implementing changes to supply chains, for example. It is also important to distinguish between actual observable behaviour and determinants of behaviour (e.g. social norms, attitudes, values; see above).

Steg and Vlek (Steg & Vlek, 2009) distinguish between informational and structural approaches, which reflect interventions aimed at motivating and enabling behaviour change respectively. Interventions should be informed by theory and research on the determinants of relevant intentions and behaviour; theory-based research was found to have larger effect sizes in health interventions (Bartholomew Eldredge et al., 2016). Public participation and social marketing approaches can help to make interventions more acceptable and effective (McKenzie-Mohr, 2002; Timlett & Williams, 2008). Interventions can range from more or less sophisticated communication campaigns to behaviour change interventions at community, regional and national levels and may include structural changes, such as charges, bans and legislation. As mentioned above, people are likely to change their behaviour if there is sufficient motivation, a feasible alternative or a supportive infrastructure. For example, in terms of infrastructure, placement of bins (DiGiacomo et al., 2018) and signage (Wu et al., 2018) can substantially improve disposal behaviour. The most common conclusion from research of behaviour change is to combine a variety of different interventions and approaches, tackling a wide range of behavioural determinants, both psychological and situational. In this section, we review a selection of interventions with a focus on their social and behavioural effects.

Policies can intervene at different stages of a product's life to prevent plastic ending up in the environment (Willis, Maureaud, Wilcox, & Hardesty, 2018). Many policies have focused on specific behaviours or products involving single-use plastics and packaging (Xanthos & Walker, 2017). However, little research has been conducted to evaluate how successful these policies and campaigns have been.

Information campaigns with the aim to change behaviour have been around since the earliest days of the environmental movement, but these have met with varied success, in line with our discussion of the role of knowledge above (Clayton et al., 2012). This has led to a shift towards more theory-based interventions, for example **social norm interventions**. Cialdini, Reno, & Kallgren (1990) showed that social norms (both in the form of existing litter and in the form of messages) influence littering behaviour. Schultz (1999) demonstrated that personal and social norm feedback increased observed recycling rates. Keizer, Lindenberg, & Steg (2008) extended this by showing norm effects even when the norm that is violated is in a different domain; for instance, undesired graffiti was linked to more littering behaviour. Dupré & Meineri (2016) showed that social comparison feedback improved recycling behaviours in French university cafeterias. A recent meta-analysis across 70 interventions confirmed that social modelling (e.g. training block leaders) and changes to the environment (e.g. changing bin proximity or appearance) were most effective in improving household recycling (Varotto & Spagnoli, 2017).

Many countries around the world have introduced **legislation** relating to single-use carrier bags (Clapp & Swanston, 2009). Research has shown that charges are highly effective at reducing the use of such bags (Convery, McDonnell, & Ferreira, 2007; Poortinga, Whitmarsh, & Suffolk, 2013; Thomas, Poortinga, & Sautkina, 2016). While charges are usually understood as an economic instrument (Dikgang, Leiman, & Visser, 2012), even small charges can reduce the use of single-use bags (McElearney & Warmington, 2015), potentially acting as a prompt that makes the use of plastic salient. The broad population-wide effects of the charge suggest that it works by disrupting habitual behaviour and potentially giving people an ostensible reason for change when they may have been ready to act for some time (Poortinga et al., 2016). A similar reasoning underlies the use of defaults. Johnson and Goldstein (2003) argued, in the context of organ donation, that defaults are interpreted as an implicit recommendation, or norm, that this is the best course of action. Accepting a default is also effortless, as people do not need to make a decision. Before plastic bag charges were introduced, the default was to be given a free bag on every shopping trip, and avoiding this involved undesirable cognitive effort.

There is some evidence that pricing instruments are more effective than voluntary measures in reducing the use of single-use carrier bags. The introduction of more durable reusable plastic bags ('bags for life') by UK supermarkets in the early 2000s was accompanied by a moderate reduction in the use of single-use carrier bags (WRAP, 2014). This suggests that the provision of more sustainable alternatives may help, but that further incentives are needed for more widespread behaviour change. Field experiments in which supermarket shoppers received prompts or persuasive normative messages also showed reductions in plastic bag usage, though to a much smaller extent (de Groot, Abrahamse, & Jones, 2013; Ohtomo & Ohnuma, 2014). However, with increasing awareness and concern about plastic effects on wildlife, it is possible that intrinsic motivations may become more powerful compared to extrinsic drivers such as pricing (Pahl, Wyles, & Thompson, 2017).

In line with this recent research, there have been combined incentives with environmental messages and structural changes to encourage the use of reusable coffee cups. In a field experiment, Poortinga and Whitaker (2018) found in particular that combinations of different measures were effective. The study found that a discount on reusable cups was less effective than a charge on disposable cups. This may be because consumers are generally less sensitive to a gain than to a loss (Kahneman & Tversky, 2012) or because the use of a reusable cups has become more common and therefore normative (Cialdini & Goldstein, 2004).

Policies and interventions may not only change the targeted behaviour but may also have a range of side-effects and unintended consequences, both positive and negative. The acceptability of environmental policies appears to increase after they have been implemented (Nilsson, Schuitema, Jakobsson Bergstad, Martinsson, & Thorson, 2016; Poortinga et al., 2016; Poortinga et al., 2013), possibly indicating an initial general reluctance to any change, and there is evidence that policies such as the plastic bag charge may catalyse wider awareness of plastic waste and lead to 'policy spillover,' i.e. greater support for other waste-reduction policies (Thomas et al., 2016).

Spillover to other environmental behaviours may occur when people engage in environmental behaviours, although these effects are likely to be small (Austin, 2011) and may only happen when the behaviour is seen as diagnostic of an internal disposition (e.g. values or identity). Thomas et al. (2016) found that spillover to other environmental behaviours is more likely when behaviour change is internally motivated than when it is externally motivated by a charge. In some cases, it may be desirable to forego the secondary behavioural spillover effects in favour of larger primary effects of behaviour change (Evans et al., 2013) if rapid change is desired.

Spillover effects may also be negative when people feel they have 'done their bit'. By taking a single action, individuals may justify not taking further action or even license less sustainable behaviours (Thøgersen & Crompton, 2009). Little research on these topics has been conducted in the area of waste- and litter-related behaviours. Another important factor that determines the potential spillover of an intervention is framing, e.g. the motive it is communicated with. Studies have shown that monetary framing, compared to environmental framing of a pro-environmental behaviour, can limit a positive spillover effect on other pro-environmental behaviours (Evans et al., 2013; Steinhorst et al., 2015) or the acceptability of related political measures (Steinhorst & Matthies, 2016). Therefore, if broader change is desired, interventions should appeal to environmental rather than monetary appeals. Monetary incentives could be explained as a way to overcome behavioural barriers in order to 'do good for the environment'. This is an important addition to traditional research on incentives because it demonstrates the potential risks inherent in a strong focus on personal financial gain when communicating about pro-environmental behaviour change.

Replacement behaviours and products may have other negative effects. The introduction of a plastic bag charge in England was associated with an increase in the use of more durable reusable plastic bags ('bags for life'). Life Cycle Analyses show that these bags need to be used multiple times to provide environmental benefits over the single use. However, there is evidence that bags for life are accumulating in households, suggesting that these types of bags are not used optimally (Poortinga et al., 2016). Little is known about the trade-offs between environmental indicators such as plastic vs carbon footprint, but also between wider important implications such as, for example, healthy eating, affordability and waste in the case of food packaging (e.g. White, 2018).

Policies to change waste-relevant behaviours do not necessarily prevent plastics and other waste products from ending up in the environment. They also need to address littering and other waste disposal practices that may contribute to plastic pollution. Research by Willis et al. (2018) suggests that integrated solutions, concurrently targeting recycling, littering and illegal dumping, are the best at reducing coastal waste loads in Australia.

3.4.5 Outlook

The evidence presented above suggests that interventions work best when they provide desirable and feasible alternatives at the point of consumer choice and address a variety of motives. At this point in time, it is not clear what the best solution

is, but it is clear that human practices and perspectives will need to be integrated with technical and systemic solutions to find effective solutions that reduce plastic and NMP escaping to the natural environment.

Looking to the future, different options are on the horizon. Refillable packaging combined with deposit return schemes are already available in some European countries for some products such as beverages. However, these are currently only used for a narrow range of products, and there are challenges in implementing refill systems on a broader scale. If refillable containers were easily available (pre-packed to go products) and widely returnable (e.g. reverse vending machines), did not add much cost and had a good environmental footprint in terms of materials and process, this solution could address a range of motivations (financial, convenience, environmental) and remove situational barriers (time, mobility, comfort). Another alternative would be to keep single-use plastic items but implement a proper closed loop. Finally, certified biodegradable materials could offer solutions in specific contexts where products are only used for a short time and the waste stream is controlled and separated from other recycling.

All these solutions require an understanding of current practices and behaviour change processes, including best-practice communications. Life cycle assessment and a systematic circular economy analysis should be undertaken to evaluate carbon footprint, material flow and so on. Shopping and consumption patterns are already changing substantially, starting with different potential refill options (e.g. Lofthouse, Bhamra, & Trimmingham, 2009). There are also opportunities with increasing online purchasing, sophisticated deals to steer purchases, new service design e.g. through delivery services such as 'last-mile delivery', and with marketing and consumer demand increasingly focusing on experiences and image rather than physical product features or ownership (CIVM, 2017). These offer important additional opportunities for shifting consumer behaviour towards a circular economy.

3.5 WHAT IS UNKNOWN

There are a range of unknowns in the social and behavioural sciences applied to NMP. Perceptions and attitudes towards nanoplastics are unknown, and there are major gaps in our understanding how people perceive of microplastics and pathways from macro- to microplastics. We do not know whether people are concerned about microplastics in environmental compartments other than marine, and even research on perception of marine microplastics is limited. We do not know people's perceptions of microplastics from a range of recently established sources such as fabrics and

tyres. Because perception research typically precedes behaviour research, there is no research on behavioural interventions that directly address NMP either. There is a dearth of integrated interdisciplinary research that follows alternative materials, processes and systems from technical or service initiation through to implementation, initially in pilot schemes and then potentially much broader rollout. The majority of research focuses on the general public or consumers rather than other decision-makers and stakeholders. There is also a gap in our knowledge about the acceptability, unwanted consequences and side-effects of behavioural, legal and economic interventions.

3.6 CHAPTER 3 CONCLUSIONS

Here we provide the main conclusions of the working group, based on the evidence provided in the preceding sections, along with the section number where the corresponding evidence and references are detailed:

1. Human decisions and behaviour are the sole cause of plastic pollution - there is no natural variation of plastics in the environment (3.1).
2. There is a considerable influence of media and politics in parallel to scientific communication on the public discourse regarding NMP (3.2).
3. This influence is governed by risk perception principles. The evidence suggests that (for other pollutants) visual images and elite sources may attract more attention and topics are intensified by social media peer-to-peer sharing (3.2).
4. Communicating transparently about the uncertainties in scientific evidence is a safer approach than assuming and communicating a lack of risk, especially in sensitive domains such as food and human health (3.2, 3.3.2, 3.3.3).
5. Differences between technical or scientific assessment of risk and risk perception processes are governed by different values and judgemental factors (3.3).
6. There is a feeling of co-responsibility in the public and a willingness to make change where they feel it is possible; some citizen and stakeholder initiatives are actively engaged in campaigns and projects (3.4.3).
7. Overall, there appears to be consensus between different societal actors – to date there has been little indication of plastic pollution deniers.
8. The evidence supports that societal actors and stakeholders, and their interrelationships and interconnectedness, should be mapped systematically to inform potential interventions (3.4.1).

9. Behaviours should be identified and quantified to target behaviour change campaigns (3.4.2).
10. Knowledge or information on its own is **not** a key predictor of behaviour but is useful to facilitate change (3.4.4).
11. Behaviour change programmes can be faster and more cost-effective at achieving changes in motivation and awareness than policy tools. Policy measures are important to reduce situational barriers, otherwise motivational change may not lead to behavioural change (3.4.2, 3.4.4).
12. Incentives and charges vary in effectiveness in different contexts and are not equally acceptable. Different tools and instruments are needed for different actors and different behaviours (3.4.4).
13. It is important to go beyond incentives and charges, because such an exclusive economic focus has substantial risks. Where possible, interventions should consider and communicate intrinsic motivations and values to encourage spillover effects that can achieve broader, longer-term changes (3.4.4).
14. There should be rigorous evaluation of measures and interventions to understand unintended consequences and side-effects of alternatives, including trade-offs with other important outcomes such as carbon footprint and health (3.4.4).
15. Research on public knowledge and awareness has so far focused on certain sources of microplastics, such as microbeads and marine litter, but others are closer to people's daily experience and thus potentially perceived as more threatening (3.3).
16. Policies such as the plastic bag charge may catalyse wider awareness of plastic waste and lead to 'policy spillover,' i.e. greater support for other waste-reduction policies (3.3, 3.4.4).
17. Close interdisciplinary collaboration is desirable between the natural, technical and social/behavioural sciences to address the complex issue of plastic waste and pollution (1.2).
18. Capacity-building and training are needed to form a new generation of scientists that think in an interdisciplinary way, which the evidence shows is needed to find solutions to such environmental issues (1.2).



Chapter 4. Regulatory and Legislative Aspects

4.1 INTRODUCTION

In this chapter, we overview existing, emerging and potential future regulatory and legal frameworks of relevance to microplastics. The purpose is not to provide a comprehensive description of them all per se, but to introduce them and make a digest of academic work and expert knowledge, commenting on relevant aspects of them, and in this context provide some overview analysis and insights. A more detailed policy context document has been prepared as part of this project (SAM, 2018). We also review the three governing principles that govern EU legislation concerning environmental protection, the scientific underpinnings that have guided the legislation, and finally, we make reference to implementation, enforcement, voluntary measures and governance (evidence of success, which is also reviewed in Chapter 3).

4.2 THE CURRENT POLICY LANDSCAPE

Historically, plastic pollution has been part of the wider waste management policy landscape's development and implementation. The Waste Framework Directive (2018/851/EC, formerly 2008/98/EC, and 2006/12/EC, and originally 75/442/EEC), is intended to provide a basis for coherent Member State action to address the challenge of waste management. The latest revision of the Directive requires Member States to coordinate with other obligations under international and EU water legislation. The Directive is the central coordinating measure for EU waste laws, acting as a framework Directive under which other waste laws sit.

Within the amended Waste Framework Directive, marine litter, in particular plastic waste, is explicitly mentioned in articles 9, 33 and 35. It is recognised that its origin stems to a large extent from land-based activities, mainly because of poor solid waste management, littering by citizens and a lack of public awareness. Therefore, specific measures are requested to be laid down in waste prevention programmes and management plans. Strategies and measures should be updated every six years, and reporting is obligatory from 2018 on.

Plastic pollution is further addressed in two other legislative areas: environmental legislation (with emphasises on marine protection) and legislation that addresses products and packaging of products. Finally, plastic pollution is addressed on an overall policy level in the European plastic strategy (COM/2018/028) and the European action plan for the circular economy, 'Closing the loop' (COM/2015/0614). Table 4.1 provides an overview of the relevant legislation under these areas. It is notable that microplastics and especially nanoplastics are not explicitly mentioned within most of them.

4.3 THE THREE GOVERNING PRINCIPLES

Apart from the categorisation of legislation, there are three further overarching principles that govern EU environmental protection legislation. These are the precautionary principle, the proportionality principle, and the polluter pays principle.

The precautionary principle (PP) is mentioned in Article 191 of the European Treaty concerning protecting of the environment and human health. This implies that all environmental legislations with a mandate in the treaty must consider the PP. Legislation whose legal mandate is found in other Articles of the Treaty must have the PP written in explicitly to provide the same obligation: a relevant example is the chemicals regulation REACH (EC 1907/2006). The principle enables decision-makers to adopt precautionary measures when scientific evidence is uncertain, and when the possible consequences of not acting are high.

In 2000, the European Commission published a communication on how the PP should be applied (European Commission, 2000). The Commission states that the PP should be applied in a structured approach to address risk, especially concerning risk management. Use of the PP is therefore linked to assessment of risk including inherent uncertainties, and measures taken based on PP should be:

- proportional;
- non-discriminatory;
- consistent with comparable measures;
- based on an examination of the potential benefits and costs of action or lack of action;
- subject to review;
- capable of assigning responsibility for producing the missing scientific evidence.

The PP is designed to guide action in cases where there is a lack of full scientific certainty, though its precise formulations in various legal and other contexts vary

(COMEST, 2005). It is part of a suite of environmental principles to respond to possible harms (de Sadeleer, 2002). Since the EU Treaty of Nice (2000), it is a binding principle in EU law. However, the principle continues to be disputed. In the international arena, some states (including the USA) dispute its very existence (Trindade, 2015) and even where precautionary language is clearly inscribed into international agreements, its application is contested (Gruszczynski, 2013). In the EU, too, parts of industry continue to question both the principle itself and its rollout (Scott, 2018).

There is a rhetoric that the PP is inhibiting innovation, and efforts are made by industry to promote a 'principle of innovation' (Garnett, Van Calster, & Reins, 2018). However, defendants of the PP claim that the effect of the principle is innovation-friendly (UNESCO/COMEST 2005), and in line with wider development objectives safeguarding consumer and environmental protection and supporting the principles of circular economy.

The proportionality principle (PrP) is written into Article 5 of the European Treaty. It states that the content and form of Union action shall not exceed what is necessary to achieve the objectives of the Treaties. Any proposal put forward by the Commission, including actions based on the PP, must therefore also be weighed against what is deemed necessary to prevent the possible risk to the environment or human health.

The polluter pays principle (PPP) is written in the Article 191(2) of the European Treaty. The PPP entails that the polluter should bear the cost of measures needed to reduce the pollution that exceeds acceptable levels. The extended producer responsibility (European Commission, 2014) is an application of the PPP which is implemented in the Waste Framework Directive among other regulations. According to the OECD (2001) definition, Extended Producer Responsibility (EPR) is an environmental policy approach in which a producer's responsibility for a product is extended to the post-consumer stage of a product's life cycle. EPR provides an incentive for producers to take into account environmental considerations along the product's whole life, from the design phase to end-of-life. Life Cycle Assessments thus play a crucial role as scientific foundation for application of the PPP (see below).

In much environmental legislation, a hazard analysis and critical control points or cycle safety planning approach are used as frameworks (van Wezel, Mons, & van Delft, 2010). Points of compliance are then to be specified, and further in-depth risk assessment and risk management are only needed in situations of non-compliance.

Table 4.1. Overview of EU Legislation and Policies on (Micro-)Plastics

Legislation	Date ^a	Status & Milestones	Concerned environmental compartment	MP ^s explicitly targeted?
Product legislation – market introduction and approved use				
REACH (EC 1907/2006) Oxo-degradable plastics and Intentionally added microplastics	Implementation in discussion	ECHA will propose a restriction on market introduction or use of microplastics per January 2019, when it is the most appropriate Union-wide measure, is targeted at effects or exposures that cause the risks identified, is capable of reducing these risks to an acceptable level within a reasonable period of time and proportional while being practical and monitorable.	Soil/Water	Yes
Single Use Plastics (SUPs) and Fishing Gear (COM (2018)340)	May 2018	Legislative process ongoing	Water (Marine)	Yes
Packaging and Packaging Waste (94/62/EC)	May 2018	Revised version to transpose	Soil/Water	No
Food Contact Materials (1935/2004) and Regulation (EU) No 10/2011 on plastic materials and articles	Aug 2016	Evolving amendments	Soil/Water	No
Waste legislation and Emissions to the environment				
Industrial Emission Directive (2010/75/EU)	Nov 2010	Ongoing BAT BREFs*	Soil/Water	No
Waste Framework Directive (2008/98/EC)	May 2018	Revised version to transpose	Soil/Water/Air	No
Packaging and Packaging Waste (94/62/EC)	May 2018	Revised version to transpose	Soil/Water	No
Landfill Directive (1999/31/EC)	May 2018	Revised version to transpose	Soil/Water/Air	No
Port Reception Facilities (proposal)	Jan 2018	Legislative process ongoing	Water (Marine)	No

Legislation	Date ^a	Status & Milestones	Concerned environmental compartment	MP ^s explicitly targeted?
Urban Waste Water Treatment Directive (91/271/EEC)	May 1991	Ongoing review, pos. rev. 2019	Fresh Water	No
Environmental legislation, quality of receiving environment				
Drinking Water Directive (98/83/EC) revised proposal COM/2017/753	Dec 2017	Legislative process ongoing	Fresh Water	No/Yes (mentioned in proposal for revision)
Water Framework Directive (2000/60/EC)	Dec 2000	Ongoing review, pos. rev. 2019	Fresh Water	No
The Marine Strategy Framework Directive (2008/56/EC) and the amending Directive 2017/845/EC and Commission Decision 2017/848/EC	Jun 2018	Ongoing implementation	Water (Marine)	Yes (marine micro-sized litter)
Ambient Air Quality Directive (2008/50/EC)	Aug 2015	Ongoing review, pos. rev. 2020	Air	No
Strategies (non-binding)				
The EU Plastics Strategy (COM/2018/028)	Jan 2018	/	Soil/Water/Air	Yes
European action plan for the Circular Economy, Closing the loop (COM/2015/0614)	Dec 2015	/	Soil/Water/Air	No

^aThe date of the most recent relevant official document referred to in the text above (such as proposal date or adoption date or launch date, etc. as applicable)

^sMP – Microplastic

#tbd – to be discussed

*BAT BREFs - Best Available Technique Reference Document

4.4 SCIENTIFIC UNDERPINNING OF CURRENT LEGISLATION

To review the current policy measures, it is important to assess the scientific underpinning that has guided their development to this point, and to relate the scientific understanding to the protection goals aimed at in the policy. Environmental and human health protection goals differ fundamentally, because environmental protection aims to protect populations and ecosystem functions, whereas human health protection focuses on the individual.

4.4.1 Scientific Underpinning for Product Legislation

In May 2018, the European Commission proposed the 'Single Use Plastics Ban', which was approved by the European Parliament in October 2018. The Directive aims to reduce pollution from the ten most commonly found single use plastic (SUP) items found on European beaches, as well certain fishing gear (European Commission, 2018). The scientific foundation for this directive is based on environmental monitoring data concerning beach litter (Addamo, Laroche, & Hanke, 2017). The Directive argues that plastic is highly persistent, often has harmful properties and undergoes transboundary environmental transport, properties which are comparable to those of persistent organic pollutants under the UN Stockholm Convention (United Nations, 2004).

In a study for the European Commission by Amec Foster Wheeler, a first attempt was made to assess PECs (predicted environmental concentrations) and PNECs (no-effect concentration) for intentionally added microplastics (Scudo et al., 2017). Since the publication of that report, the European Commission has requested the European Chemical Agency (ECHA) to assesses the hazard and risks of microplastics and the need for a restriction on market introduction and use of microplastics under REACH (Table 4.1.), as well as to review the socio-economic impacts of such a restriction. The outcome of ECHA's assessment is expected in January 2019. According to our interpretation of the evidence, such a restriction might be proposed only if it is:

- considered the most appropriate Union-wide measure;
- targeted at effects or exposures that cause the risks identified;
- capable of reducing these risks to an acceptable level within a reasonable period of time;
- proportional;
- practical;
- monitorable.

A decision on whether a restriction is needed should take place by the end of 2020. If the restriction has to rely on these points and on a PEC/PNEC-based risk assessment, it may lag behind, as the scientific evidence presented in Chapter 2 concludes that methods for exposure (PEC) and hazard identification (PNEC) are insufficient. It is already clear that at the very practical level even of macroplastics, there are considerable information gaps which obstruct optimal recycling (De Romph & van Calster, 2018). In view of the current scientific uncertainties in both the hazard and the exposures to NMPs (see Chapter 2), probably the aforementioned six conditions for a restriction cannot be met with certainty, if they had to be based on PEC/PNEC-based risk assessment. Therefore, the precautionary principle would come into play, or an alternative justification would be needed.

In November 2014, Members of the European Parliament proposed a ban on 'oxo-degradable' plastics within the EU. Although this measure was blocked, an amendment to the Packaging and Packaging Waste Directive, adopted in May 2015, committed the Commission to examine the impact of the use of oxo-degradable plastic on the environment. This report (Hann, Ettliger, Gibbs, Hogg, & Ledingham, 2017) confirms and rejects various hypotheses with regards to biodegradation, littering and recycling of pro-oxidant additive containing plastics. With regard to the Directive (94/62/EC), and (1935/2004) and Regulation (EU) No 10/2011 on plastic materials and articles, no specific scientific underpinning is available with regard to NMPs.

4.4.2 Scientific Underpinning for Waste Legislations and Emissions to the Environment

The scientific foundation for the waste legislation is largely built upon Life Cycle Assessments. To make these workable, a good understanding is needed of the risks that a good or material poses during its whole life cycle, and of the measures by which these risks can be diminished (such as lowering emissions, preventing exposures, or using less hazardous alternatives).

Based on the consensus among this working group and contributors, measures that have proved successful may include technological measures, leading to lower plastic emissions both at the production site, during use, or at the end-of-life, for which technology add-ons at sewage treatment plants are an example (see sections 2.3.1 and 2.4.3). However, measures might also include the use of alternative materials legislation, safe or circular design of products, or different consumer behaviour (van Wezel et al., 2017). These measures can be stimulated by a series of voluntary agreements or (financial) stimuli, or they can be enforced by law.

Effective interventions are those measures that will be accepted and lead to a significant reduction in the current and future risks of NMPs. Measures should thus be focused on those uses of plastic posing the highest risks for ecosystems and humans. This will be related to the volume and type of plastics which can be attributed to the various uses, their emission profiles and the resulting exposures, and the intrinsic hazardous properties of the materials in the various uses. Work to probabilistically assess plastic material flow in the European context is available (Kawecki et al., 2018). However, more work is needed related to release factors and further environmental pathways.

It can be expected that the packaging industry is one of the main sectors where implementation of emission reduction measures can have large benefits, as this sector uses 38% of the produced plastics (Rabnawaz, Wyman, Auras, & Cheng, 2017). Other factors to consider in the choice for appropriate measures are feasibility, enforcement possibilities and public acceptance (the evidence base for this, as related to other pollutants, is reviewed in Chapter 3). At present, no systematic overview of policy options and their predicted efficiency and relevance to reduce current and future risks of NMPs is available.

4.4.3 Scientific Underpinning for Environmental Legislations

As mentioned above, the Marine Strategy Framework Directive (MSFD) provides the legal framework for environmental protection of European marine waters. The aim of the MSFD is to ensure good ecological status in these waters by 2020. Several protection goals mentioned in the Directive specify the criteria for good ecological status. Descriptor 10 on "Marine litter" and Descriptor 8 on "Contaminants" are relevant for plastic pollution. Descriptor 10 states that: "...properties and quantities of marine litter do not cause harm to the coastal and marine environment". This is relevant for plastic litter, including NMPs.

According to the Directive, Member States must ensure that the levels of micro litter (including microplastics on the water surface, in the water column, in sediment and in marine organisms) do not cause harm to the coastal and marine environment (Commission Decision (EU) 2017/848). Additional scientific and technical progress is still required to support further development of some threshold values (Commission Decision (EU) 2017/848 Recital 20; also highlighted in Chapter 2). Member States have taken some action on primary and secondary microplastics through their MSFD programmes of measures, and in domestic policy initiatives including agreements with industry, support for citizen initiatives, and legislative prohibition of some products

with intentionally added primary microplastics (in France, Ireland, Italy, Sweden and the UK). Non-legislative policy options are covered in some of the proposals between industry and the market and administrations (certification schemes for aquaculture, fisheries, plastic production), which are mostly local or national arrangements.

No specific legislative risk-based criteria have yet been established for NMPs, although first scientific attempts to derive ecological thresholds are being published. As reviewed in Chapter 2, briefly, the impact is determined based on prevalence in biota and in surface waters. There is limited monitoring coverage of marine litter in biota, but the stomach content of northern fulmars (*Fulmarus glacialis*) and leatherback turtles (*Dermochelys coriacea*) are used as an indicator for floating marine litter, including plastic pollution. The Water Framework Directive has protection goals similar to those found in MSFD, but does currently not mention litter specifically and neither NMPs are among its priority substances.

Reviews

1. Arguably the most comprehensive review of the legislation to date has been the United Nations Environment Programme's 2017 study which focused on marine plastic litter and microplastics (Raubenheimmer, Nilufer, Oral, & McIlgorm, 2017). It summarily reviews existing laws and initiatives in 130 pages, at the international as well as regional and voluntary level. It suggests concrete steps towards improvement. It also advises that authorities worldwide should coordinate their actions. This having been said, the EU's regulatory 'trading-up' impact is well documented and in plastics, too, the EU may want to heed international cooperation yet lead by example.

2. The EU's Joint Research Centre (JRC) has provided a more in-depth analysis of impacts that serve as a scientific foundation for measures on marine litter, including plastic pollution. In the report 'Harm caused by Marine Litter', which does not mention NMPs specifically, Descriptor 10 of the MSFD is addressed, and harm is distinguished in three different categories: i) harm to marine life and habitats, ii) direct or indirect risk to humans and iii) socioeconomic impacts. Harm to marine life is predominantly through entanglement, ingestion and vector effects (i.e. the transfer of chemicals by the plastics). The report states that 817 marine species are demonstrated to have been impacted by marine litter by 2016, 120 of which are on the IUCN red list. Ingestion has been documented in 331 marine species. At least 40% of the world's seabird species, all turtle species and 50% of marine mammals are currently known to have ingested plastic marine debris. For smaller animals at the bottom of the food chain, there is less

knowledge, but ingestion has been reported in benthic worms, shrimps, shellfish and zooplankton (see section 2.4.6). The report further states that indirect effects are most likely to impact at a population level, and that such effects are very difficult to prove.

3. Another document that specifically reviews the scientific foundation for regulation of marine litter is the UN GESAMP report 'Sources, Fate and Effects of Microplastics in the Marine Environment' (2015). The impact of microplastics is addressed in this report, which explains that out of 175 reported impacts of micro litter, 78% of the impacts were from microplastics. The impacts were typically observed at organism or sub-organismal level, with few studies designed to assess impacts on higher levels, or biological organisation (such as population or ecosystem level (see section 2.5.3). The JRC and GESAMP reports illustrate the scientific foundation on which existing marine protection regulations are based. As reviewed in Chapter 2, the prevalence of marine plastic litter (including microplastics) in water, sediment and biota has been widely documented. Effects of macro plastics are well documented, whereas effects of microplastics mainly relate to levels of biological organisations below those in focus in the environmental protection goals.

Entanglement and ingestion have been demonstrated to occur in nature, but the vector effect has not. In the JRC report, it is not clear what is meant by 'impacted' and 'harm': these terms are ambiguous also in the underlying reports. Ingestion does not as such imply impact or harm, especially not for microplastics. At present, the recognition of dose-response approaches as a prerequisite to assess risk or harm has grown (see Chapter 2), but the reports do not reflect the relevance of critical effect thresholds. Also, the GESAMP report does not clearly specify what is meant with 'impact', but it appears to include any effect, regardless of what exposure concentration is considered environmentally relevant. This does not match the increasing recognition of risk-based approaches in assessing harm or impact of microplastics.

4.5 CURRENT DIRECTIVES/CONVENTIONS

The regulatory follow-up to NMPs follows the 'incremental approach' (Reins, 2017) which is now common to the regulation of new technologies, as well as the regulation of newly perceived risks. The approach entails that upon the discovery of a new risk or the development of a genuine new technology, as well as in the event of societal calls for the (re)regulation of incumbent technologies, the existing regulatory framework is scanned for its suitability towards the regulatory target at issue.

Depending upon the outcome of this regulatory assessment, the regulator involved may:

- conclude that no action is required, meaning that the regulatory concern is properly addressed by existing law;
- propose that the regulatory field be prepared for potential future action, should further scientific insight show cause for concern, in particular by inserting 'hooks' into the laws and regulations upon which any future action may be anchored;
- propose (in the event that an initiative needs to take the form of legislative intervention) or straightforwardly implement (where the change may be affected by implementing regulation) immediate changes to the regulation, to address perceived shortcomings. The piecemeal European initiatives highlighted in this chapter (e.g. the proposed ban on select single-use plastics) are an example of this approach.

In the case of the EU, the decision between these three options is heavily influenced by the precautionary principle, discussed above. Seminal publications which guide the European Commission's approach include the European Environment Agency's 'Late Lessons from Early Warnings' (EEA, 2013). Because of the scale of NMP presence in the production and consumption phases, no holistic assessment along the incremental lines suggested above has been completed to date, nor, arguably, initiated. Table 4.1 lists (in a non-exhaustive manner) a number of laws at the EU level in which NMPs have or have not been specifically addressed. However, it cannot be argued (nor has it been claimed by the European institutions) that there is currently a comprehensive framework in place.

The working group's review of the evidence indicates that it will be important to implement both agreements and legislation which are focused on emission reduction and the use of less hazardous material, as agreements that set protection levels in the environmental compartments that society aims to protect, such as marine and surface waters, air, food products and drinking waters. In general, measures or protection levels that can be enforced are often laid down in legally binding texts, and these can create new markets for innovative solutions (to help develop better methods).

4.6 IMPLEMENTATION AND ENFORCEMENT

Implementation of Directives and Conventions takes place in a nested fashion, from the national level through to the global. There is an interlinkage and a dependency

between the levels, with strong overlaps in the scope and modality of implementation (OSPAR, 2014). For example, the monitoring of marine litter takes place at the Regional Seas Convention level, but the monitoring is used to fulfil the obligations of the EU MSFD. Similarly, the programmes of measures for MSFD rely on the regional work of the sea conventions under their regional action plans on marine litter (OSPAR, 2014). At the level of the regional seas conventions, and within their competence to reduce pollution levels, actions, monitoring and assessments are carried out periodically.

The implementation of the rules-based EU environmental acquis is carried out by the Member States and the European Commission. To ensure that the implementation is uniform, the primary Directives are supported by common implementation strategies and common understanding documents. This approach ensures that there is a level of consistency that allows for oversight and comparison of the national implementations. The participation of sectoral and NGO observers affords a level of oversight and accountability to the process.

In the wider macro-regional approach, such as a regional seas convention or political groupings like the G20, marine litter action plans have been in place for several years. These action plans take greater cognisance of the uncertainty and lack of knowledge around this type of pressure. The plans seek to take different modes of action from awareness raising, education and behavioural change, improved monitoring, reducing the sources and types of marine litter and developing a better understanding of the scientific understanding of harm levels, to be established before taking directed actions (OSPAR, 2014.)

EU implementation follows a timeline set out in the Directives and has different phases of action. These range from scientific assessments and development of environmental monitoring systems, to the delivery of management measures and actions designed to address the pollution pressure. Legislation includes an oversight role for the European Commission to assess the effectiveness of the actions of the Member States during the implementation cycle.

The implementation and effectiveness of the MSFD, as the only EU measure that seeks to set environmental targets for marine litter, including microplastics, is worth considering. The environmental targets reported to the EU Commission in 2012 for marine litter show that no Member State was assessed as defining adequate targets for marine litter (European Commission, 2008). Only two Member States set quantitative targets for microplastics based on existing work at a regional seas macro-regional level. Notwithstanding the lack of adequate environmental targets,

the Directive requires the implementation of management measures to address pressures and maintain or achieve good environmental status. In July 2018, the European Commission's assessment of the national measures highlighted strengths, weaknesses and recommendations (European Commission, 2008). In summary:

Strengths

- Measures cover both the reduction of litter inputs and the removal of existing litter, but measures are mainly directed to macro-litter (not NMPs).
- There is transboundary coordination by member states and an acknowledgement of the transboundary impacts of marine litter. They link their measures to wider macro-regional actions and they coordinate these through their relevant Regional Seas Conventions.
- Awareness-raising around the problem of marine litter is a measure adopted by most Member States (European Commission, 2018a).
- All Member States are aware of the problem of marine litter, including micro-litter such as NMPs, and most Member States have a good understanding of the main sources contributing to this problem.

Weaknesses

- Very few Member States report direct measures on micro-litter such as NMPs. Some report indirect measures to address knowledge gaps for this type of litter, which, while not yet fully addressing the problem, will positively contribute to better characterising the pressure and its potential impact on fauna. Similarly, there are no direct measures in place to tackle degradation products.
- Due to the lack of knowledge and reporting on the effects of marine litter and NMPs on biota, it is often unclear how Member States will interpret the issue of 'not causing damage on the marine environment' or 'significant impacts on the marine ecosystem', even though these aspects have been included in many of the GES definitions or in specific targets.
- At a macro-regional level, it is too early to say if any changes are occurring in the presence of litter in the marine environment (OSPAR, 2017).
- These findings relating to implementation and effectiveness are largely consistent with the state of knowledge about the scale of harm to the marine environment from macro and micro litter such as NMPs. The absence of convergent scientific evidence or advice about reference levels and baselines and the effects of marine litter can give rise to diverging approaches to implementation of measures. The dynamic between adequate understandings of risks in order to take action, and the invoking of the precautionary principle as justification to take action, can give rise

to tension in the pace, ambition and effectiveness of the implementation process between the various institutions and administrations.

- Regarding enforcement, policy measures that aim to regulate specific production and use are specifically targeted. Upon release of reports describing damaging nature of microbeads to the environment and advocacy by conservation groups, a number of countries introduced a full ban on microbeads: these include the US (US Government, 2015), Canada (Government of Canada, 2018), France (European Parliament, 2018) and New Zealand (Ministry for the Environment, 2017; SAM, 2018). On the other hand, some countries introduced partial manufacture and import ban to limit the pollution (European Commission, 2018b; SAM, 2018). A number of countries are currently working on their own microbeads legislation (Ministry of the Environment and Food of Denmark, 2018). In the end, a producer can only be held responsible for his share of the total environmental burden. As plastics are so abundantly used in our society, environmental exposures are the results of a plethora of different uses which are related to various producers. As microbeads a smaller source (by volume) and as covered in section 2.3.1, tracing is not possible. Therefore, it will be difficult to really hold any single or specific producer responsible for environmental or human health risks (De Jong, 2018).

4.7 VOLUNTARY ARRANGEMENTS

Voluntary arrangements form an important component in the overall governance framework (UNEP 2017). It can be more efficient to pursue voluntary agreements than legally binding instruments, which tend to take many years to negotiate. In addition, the existence of legislation does not in itself guarantee that a practice will cease. For example, the IMO MARPOL Convention, Annex V, forbids the disposal of all plastic waste from ships. Unfortunately, implementation and compliance are very difficult on the high seas, and anecdotal evidence suggests the practice remains widespread (although there have been some successful high-profile cases against cruise companies in the Caribbean).

As detailed in Chapter 2, the fisheries and aquaculture sectors represent a substantial source of plastic marine litter. Some of the most obvious impacts are due to derelict fishing gear, commonly referred to as Abandoned, Lost or Otherwise Discarded Fishing Gear (ALDFG), also reviewed in section 2.3.1. The Food and Agricultural Organisation of the United Nations has put into place a voluntary Code of Conduct for Responsible Fisheries that is global in scope (United Nations, 2018). It contains a series of provisions and standards covering topics such as adequate port-reception facilities, storage of garbage on board and the reduction of ALDFG, which should help

to reduce the quantity of plastics entering the ocean from this industry. In 2018, the 33rd session of the Committee on Fisheries approved voluntary guidelines for the marking of fishing gear. This is regarded as an important step towards reducing the generation of ALDFG, as well as targeting illegal and unregulated fishing. This is as an example of the international community reaching a voluntary agreement. It can take some time to reach agreement in this way but can be less problematic than agreeing on legislation in the form of a Convention.

Also regarding ALDFG, the European Maritime and Fisheries Fund supports local initiatives on this issue (European Commission, 2017). These initiatives use EU funds to encourage the behavioural change, but are non-binding. It is interesting to note that the end of that report details the challenges in evaluating effectiveness. There is also a 2017 report published by the UN Environment Programme on marine litter and oceans governance (part of the UNEA process) (United Nations, 2017).

4.8 GOVERNANCE

Governance is the process of steering multifaceted issues and problems with potentially conflicting interests and values in an organised society or group. In the EU context, it is widely recognised that governance ought to be inclusive, i.e. involve relevant actors and stakeholders such as scientific expertise, industry, regulatory and political agencies, and civil society. Scientific knowledge and evidence constitute only one of several relevant considerations in this context (Gluckman, 2014), and balancing is left to upstream engagement processes and dialogues between all stakeholders and parties.

Governance of issues characterised by uncertainty and complexity may lead to 'harder' (regulatory) or 'softer' measures to steer an issue in a positive direction. Softer measures include instruments of soft law such as (ethical) guidelines, internal (self-) control schemes, revised innovation goals and adaptive management schemes. Regarding microplastics, based on what we know from the evidence (see Chapter 3), it seems reasonable to assume that a combination of hard and soft law might easily emerge.

Ethics and human rights have a role in policies to govern microplastics; for example, microplastics left to enter the food chain particularly because of the absence of reliable risk information. Ethics may appeal to the individual actors' social responsibility, such as fishers' responsibility for their gear, or market actors' and consumers' responsibility for choices of food and drinks packaging and recycling. Awareness campaigns and

other engagement activities might also be the outcome of wide governance activities (see also Chapter 3). Good governance addresses not only powerful and important stakeholders but aims to engage broader segments of society. If we expect widespread compliance to legal measures, and if we expect behaviour change where needed, our knowledge base suggests that European policies should be accompanied by engagement campaigns and dialogues (see chapter 3, section 3.4.4).

4.9 CHAPTER 4 CONCLUSIONS

Here we provide the main conclusions of the working group, based on the evidence provided in the preceding sections, along with the section number where the corresponding evidence and references are detailed:

1. Legislation addressing plastic pollution can be grouped into measures that are aimed at market authorisation for materials and products and influence NMPs downstream of macroplastics; those that aim to protect the marine environment (such as MSFD); and those that are focused on waste (such as the Waste Directive) (4.2).
2. In the current relevant legislation for these three groups, in general NMPs are not mentioned explicitly, nor is monitoring required specific risks for NMPs (4.2).
3. Specific legislative risk-based criteria have not yet been established for NMPs (4.4.1).
4. The scientific foundation for these groups of legislations are somewhat different, and especially the foundation for the environmental legislations are based on only a few, but comprehensive reports and monitoring studies (e.g. Life Cycle Analysis for waste-focused regulations, and monitoring studies for environmental and marine protection) (4.4.2).
5. Due to a lack of scientific understanding, the precautionary principle has been part of the foundation for current regulation (in accordance with the Treaty) (4.3).
6. Extended producer responsibility can be viewed as an implementation of the polluter pays principle (4.3).
7. A large array of measures has proven to be useful for addressing plastic pollution, such as fees, bans, EPR and voluntary agreements. All have pros and cons (4.6 and 4.7, also reviewed in Chapter 3).

8. This suggests that effective interventions will be accepted and lead to a significant reduction in the current and future risks of NMP. The uses of plastic posing the highest risks will be related to high *volumes*, high *emission profiles*, and/or intrinsic *hazardous properties* of the materials (4.4.2).

9. At present, a systematic overview on policy options and their predicted efficiency and relevance to reduce current and future risks of NMP is not available (4.4.2).

10. It will be important to implement both agreements and legislation which are focused on emission reduction and the use of less hazardous materials, as agreements that set protection levels in the environmental compartments that society aims to protect, such as marine and surface waters, air, food products and drinking waters. In general, measures or protection levels that can be enforced are often laid down in legally binding texts, and these can create new markets for innovative solutions (4.5).

11. As socioeconomic developments increase, in a business-as-usual scenario use of plastics and associated problems will increase. There is a need for more work to look at these socio-economic scenarios, more research on consumers and less on producers and industrial processes (Chapters 2, 3 and 4).

Chapter 5. Conclusions and Options

This rapid Evidence Review Report establishes that microplastic particles are present in air, soil and sediment, freshwaters, coastal waters, seas and oceans, in biota, and in several components of the human diet (see Chapter 2). The news media are covering NMPs, and there is a growing societal awareness and concern about the issue, as well as some perception of risk, embedded in a broader debate on general plastic pollution (see Chapter 3). A limited range of policies exist that address NMPs either directly or indirectly (see Chapter 4) and are based on only a few scientific studies.

The SAPEA working group concludes that a lot is already known about NMPs, and more knowledge is being acquired, but some of the evidence remains uncertain and it is by its nature complex (for instance, differences in size, shape, chemical additives, concentrations, measurements, fates, unknowns, human factors, media influences, actions and behaviours, and there is some redundancy and marginality in the papers, as reviewed in the report). Very little is known about nanoplastics. While members of the working group have diverging interpretations of some of the evidence, they review and present their views in a non-biased way, also presenting where they found consensus.

SAPEA PROCESS

The motivation for this project, as reviewed in Chapter 1, is that among scientists, policy-makers and the public there appears to be growing concern about the presence of microplastics, and there is incomplete knowledge about NMP effects on biota and human health, both currently and in terms of future trends (GCSA, 2018).

A multidisciplinary SAPEA working group took twelve weeks to review the evidence from the natural, social, behavioural and political sciences as they relate to NMPs and summarised their conclusions at the end of each of the three preceding chapters. The Group of Chief Scientific Advisors of the European Commission will write a subsequent paper with rationale and recommendations for policy, informed by this evidence. At present, a systematic overview on policy options and their predicted efficiency and relevance to reduce current and future risks of NMP is not available, though work has begun to review the policy context in more detail (SAM, 2018).

This report considered the available evidence against a range of questions. What do we know about NMPs? Where are they located, and what are they doing? What do we

not know that maybe we should? Is there sufficient risk, and if so, what could affect the drivers of NMP risk and alleviate the problem? What conclusions, solutions and options does the current scientific evidence offer towards answering these questions? What are the relevant EU-level and national policies and measures that have proven to be successful in this area, or related to other pollutants (and from which we might learn)? What is in place to address this issue, and what future measures could potentially address this – does the current science say anything about them? What would be the outcome of a no-change, business-as-usual scenario?

As with many societal challenges, both the issue and solutions are complex and require many disciplines and evidence sources to resolve.

CONCLUSIONS

The SAPEA working group has concluded that there is a need for improved quality of methods and a need for international harmonisation of the methods that are used to measure and assess NMP concentrations and exposure (see Chapter 2). We need more knowledge about what the exposure means and what its effects on biota and humans are. Clarity is needed about what we know and what we do not know about NMPs, their real risks and how interdisciplinary science can help underpin evidence-based solutions, to build awareness and help make good policy decisions.

Little is known with respect to the ecological and human health risks of NMPs, and what is known is surrounded by considerable uncertainty (Section 2.6). For microplastics, from the current evidence, the working group has formulated three conclusions with respect to ecological risks: one concerning present local risks, one concerning present widespread risks and one concerning the likeliness of ecological risks in the future. Respectively, these conclusions are:

- There may at present be at least some locations where the predicted or measured environmental concentration exceeds the predicted no-effect level ($PEC/PNEC > 1$). This means there may be some selected specific locations where there is a risk.
- Given the current generally large differences between known measured environmental concentrations (MEC) and predicted no-effect levels (PNEC), it is more likely than not that ecological risks of microplastics are rare (no widespread occurrences of locations where $PEC/PNEC > 1$). This means that the occurrence of locations with risks is rare.

- If microplastic emissions to the environment remain the same, the ecological risks of microplastics may be widespread within a century (widespread occurrence of locations where $PEC/PNEC > 1$). This means that, if NMPs continue to be emitted or formed from larger plastic debris as they do now, without any restriction in the future, that there could be widespread future risks in most locations.

As reviewed in Chapter 2, Section 2.6, the level of risk is defined as $PEC/PNEC$. Here, ecological risk means that the concentrations in the environment (PEC) are such that they exceed concentrations where adverse effects on individual species are known to occur (PNEC), i.e. $PEC/PNEC > 1$.

Most microplastics go in and out of most organisms, and as with many chemicals, 'the poison is in the dose'. It has been demonstrated in the laboratory that, at high exposure concentrations and under specific circumstances, NMPs can induce physical and chemical toxicity. This can result in physical injuries, inducing inflammation and stress, or it can result in a blockage of the gastrointestinal tract and a subsequent reduced energy intake or respiration. Sections 2.5 and 2.6 of this report review evidence of studies in several aquatic organisms, where, for example, researchers conclude that exposure to microplastics in the laboratory has a significant, negative effect on food consumption, growth, reproduction and survival, once effect thresholds are exceeded. But we have no evidence that this happens in nature.

Most of these effect studies, however, are performed using concentrations that are much higher than those currently reported in the environment, or using very small microplastics for which limited exposure data exists, or using spherical ones which are not representative of real-world types of particles, or using relatively short exposure times. Currently, it is not known to what extent these conditions apply to the natural environment. This limits the reliability of the risk assessment for nano- and microplastic. Therefore, in addition to lacking evidence that the negative effects recorded in the laboratory happen in nature, we also lack data to say whether individuals shown to contain plastics in nature are affected.

While inflammatory evidence is seen in animal models, we do not know if this translates to humans or not. In humans, occupational exposure by workers to microplastics can lead to granulomatous lesions, causing respiratory irritation, functional abnormalities and other conditions such as flock worker's lung. The chemicals associated with microplastics can have additional (and difficult to assess) human health effects, such as reproductive toxicity and carcinogenicity. However, the relative contribution to chemical exposure of NMPs among the mix of chemicals is probably small at present

(see section 2.5.6), although the number of assessments remains limited. Therefore, the degree of this toxicity and impacts for environmental NMPs remain uncertain. For example, with respect to exposure to microplastic-associated chemicals in humans, EFSA (EFSA, 2016) estimated that the consumption of around one portion of mussels would, even under worst case assumptions, contribute less than 0.2% to the dietary exposure of three well-known toxic chemicals (Bisphenol A, PCBs and PAHs) (see section 2.5.6). In summary, with or without chemicals associated, the evidence base for both dietary and airborne microplastic concentrations is so sparse (especially concerning the inhalable size fraction) that it is unclear what the human daily intake of NMPs is; yet this knowledge would be essential for estimating health effects.

OPTIONS BASED ON THE EVIDENCE

Solutions to address these conclusions begin with the further development of risk assessment approaches for NMPs and their application. **Option 1** If improved methods are realised, the quality of quantitative ecological or human health risk assessments could be increased.

- For the **exposure assessment**, this would imply the development of better measurement methods and the application of these to a variety of environmental compartments, such as water, soil and sediment.
- For the **hazard assessment**, this would imply improving the realism of experimental approaches, such as implementing designs towards assessment of dose-response relationships, assessment of particle shape-specific influences on hazards, chronic endpoints and better controls, essentially to make them more like real life.
- **International agreement and standardisation** on the technical aspects of these improvements are considered crucial for such an improved risk assessment.

In turn, better methods would then enable us to:

- more accurately foresee the degree of harm (for both human health and the environment);
- prioritise measures and actions;
- plan where and when to apply actions (for example, Member States could develop efforts to prevent, identify and tackle the pollution risk hotspots, such as where ecological risks exist).

It was observed in Chapter 4 that legislation addressing plastic pollution can be grouped into measures that aim to protect the marine environment (such as the EU MSFD) and those that are focused on waste (such as the Waste Directive and RSC Action

Plans on Marine Litter). The scientific foundation for these two groups of legislation is somewhat different, and in particular the foundation for the environmental legislation is based on only a few reports and monitoring studies (though they are comprehensive). Other legislation influences microplastics downstream of macroplastics, but does not specifically mention them. Additionally, a large and mixed array of measures are useful for addressing plastic pollution, including fees, bans, environmental protection regulations and voluntary agreements (reviewed in Chapters 3 and 4). However, it is not feasible to distinguish between NMPs and larger plastics when accessing the regulations, with the exception of those scenarios where primary microplastics are regulated. Due to the lack of scientific understanding, the precautionary principle has been part of the foundation for current regulations (in accordance with the Treaty).

The evidence suggests that the current focus on single-use plastics and intentionally added microplastics in policies that are under development might not be the most effective. But which policy interventions could be implemented by the European Union and Member States, and which areas would benefit from increased cooperation at EU level? **Option 2** The evidence, as reviewed in this report, implies that microplastics could be addressed better through direct measures in addition to indirect measures (as described in Chapter 3 and 4), and in line with recommendations of the EU Technical Group on Marine Litter, to ensure coherence of approaches. More clarity could be needed on the relevance of policy actions focusing on:

- plastic production in general;
- more measures specifically relevant for microplastics;
- short-living plastic products (i.e. < 6 months);
- single-use plastics;
- intentionally added microplastics;
- oxo-degradable plastics;
- more measures that are enforceable.

Hence, a systematic evaluation of actions should be undertaken, using process and outcome evaluation, which includes environmental and social outcomes.

NMP products cannot be re-used in the circular economy. The uses of plastic posing the highest risk (current and future) are those related to high volumes, high emission profiles, and/or intrinsic hazardous properties of the materials (e.g. fibres, textiles and tyre wear particles). In order to influence NMP levels in the environment and to ensure that they are directly addressed, the working group's conclusions suggest **Option 3** that future policy decisions support a reduction of emissions to the environment and facilitate a transition towards a more circular and sustainable plastic economy. For

example, such options might include looking to the high volume of plastics used in packaging, and probably the packaging directive, which would give options for severe emission reduction.

Large changes in society are being brought about by time horizons, socio-economic developments (population growth, GDP growth, etc.) and important technological and societal developments (the internet, social media), by themselves. Breakthrough innovations (3D printing for example) and changes to packaging (see Chapter 3) will change plastics use and public behaviour, as well as policy needs and future needs to address pollution, and these should be considered in future planning (and baseline business-as-usual actions).

If the objective is to reduce plastics and sources of microplastics, **Option 4** banning certain products or types of plastic has been shown to be effective to reduce emissions (of other pollutants) (Chapters 3 and 4), though this may have little support or face opposition, and the potential side-effects of promoting other unsustainable products should be considered. Notably, as above, certain types of plastics and combinations of materials are considered more problematic than others (such as PVCs and possibly also oxo-degradable polymers). A phase-out of problematic polymers (those that are small, light and easily fragmented) by issuing bans would be a strong and effective step towards a more sustainable and circular plastic economy. Bans can also be used to facilitate transition away from high volume/high exposure products, such as those meant to be targeted in the new legislation on single-use plastics. In this context, there is a need to develop markers and/or approaches to causally link plastic found in nature to its origin, source or manufacturer.

The possibility and feasibility of non-plastic alternatives could be more evaluated on a mandatory basis in product legislation, especially for uses with high volumes or high emission profiles. However, as described above (and in Chapter 4), caution is needed when promoting non-plastic alternatives on a generic level, because it is not known which is comparably the more sustainable solution. Nonetheless, a mandatory assessment of sustainability and a push towards more circularity of used materials is surely needed (e.g. reusable container deposit schemes).

However, it is important to emphasise that the current scientific foundation for the assessment of environmental impact is still in its infancy for the majority of plastic pollution, and it is advisable to consider the environmental impact of alternatives too, while developing measures to reduce the impact of plastic pollution. There are still significant uncertainties related to the impact of plastic pollution, especially for

microplastics and even more for nanoplastics, and it is important to find the right balance between waiting for sufficient scientific foundation and avoiding 'paralysis by analysis' (see Chapter 2 conclusions and section 3.3 on uncertainty). In value chains where high consumption/high exposure and/or high risk are relevant, it would also be advisable **Option 5** to invoke the precautionary principle, in accordance with the European Treaty (see section 4.3).

As mentioned in Chapter 4, the European Commission has requested ECHA to assess the hazard and risks of microplastics, and the need for a restriction on market introduction and use of microplastics under REACH (Table 4.1). Based on our interpretation of the evidence base, and in view of the current uncertainties in both the hazard and the exposures to NMPs, the six conditions (as listed in Chapter 4) for a restriction cannot be met with certainty, if the restriction has to rely on a PEC/PNEC-based risk assessment (see Chapter 2). Thus, the precautionary principle would come into play, or an alternative justification would be needed. The principle enables decision-makers to adopt precautionary measures when scientific evidence is uncertain, and when the possible consequences of not acting are high.

However, other approaches may be developed, but for which there is currently no evidence base to review, such as the REACH hazard-based (i.e. not risk-based) approach to chemical management for PBT or vPvB substances. This was argued on the basis that 'safe' environmental concentrations (i.e. PEC/NEC-based) for such substances cannot be established with sufficient reliability due to the unacceptably high level of uncertainty associated with quantitative risk assessment, the concerns that accumulation of such substances would be practically difficult to reverse, and the need to protect pristine (marine) environments. The latter basis largely seems to apply to NMP as well, hence **Option 6**: to adopt alternative risk assessment approaches as set out in REACH (EC 1907/2006) Annex 1 (PEC/PNEC approach, non-threshold/PBT-vPvB approach, case-by-case assessment approach).

Aside from banning, and even though 'high quality' risk assessment is not feasible yet, the evidence in Chapters 3 and 4 suggests that other action to prevent and mitigate NMP pollution might still be taken now. **Option 7** While 'high quality' risk assessment is being developed, coordinated monitoring efforts could be undertaken (comparable to the existing WATCHLIST procedure under the Water Framework Directive) for NMP in surface waters, wastewater, drinking water, air, sediment and soil, to gain better insight into exposure and variability of exposure. In this monitoring, a typology of NMP should be used related to polymer type and size, so a connection to emission profiles can be made.

- Subsequent to these monitoring efforts, the topic of NMP could, when considered relevant, be taken up more explicitly, in for example the Water Framework Directive, Air Quality Directive, Industrial Emission Directive and Drinking Water Directive;
- Another benefit would be to facilitate more awareness of NMPs and informed debate by generating a publicly assessable overview of these measures and data that have been collected in relation to the monitoring programmes;
- This could ensure a coordinated effort among Member States and thus optimise monitoring efforts;
- By ensuring transparency of such a database/watchlist, this work would further enhance the awareness and foundation of inclusion of relevant stakeholders, in accordance with the principle of good governance.

This evidence (as presented in this report in Chapter 3) indicates that, for policy and other stakeholder responses and measures, the focus should not be solely on technical solutions, but should also consider the societal dynamics of technology acceptance and potential risks when people do not agree with such change. Microplastics in the environment are solely the result of human decisions and actions, and we need to better understand these contributing factors in the system (see Figure 3), in order to design effective policies. These factors include societal understanding; risk perception and communication of the issue in the context of uncertainty over some impacts; motivations for actions that reduce NMP spillover; and potential for widely accepted system change. **Option 8a** If we do not consider and integrate the 'human factor' in planned policy actions, there is a risk of unintended consequences and policy failure (as reviewed in Chapter 3).

What could influence societal responses and behaviours in a manner that would address the problem and help achieve the policy objectives? How could we apply the influence of media and politics in parallel to the scientific insights described in this paper with communication on the public discourse of NMP? How do we resolve the discrepancy between the outcomes of scientific assessments of risk and the outcomes of risk perception processes? Further **Options 8b** to apply this behavioural science knowledge and these conclusions include:

- Monitoring media coverage and societal perceptions of microplastic impacts, in order to allow for timely responses to changes in public opinion; additionally,

policy-makers can engage proactively with the media in order to harness their ability to bring about pro-social behaviour;

- Quantifying behavioural factors and addressing them in measures (policy actions and voluntary agreements), wherever possible;
- Using systematic communications to motivate behaviour change and policy support, based on the literature about scientific behaviour change, to accompany actions, going beyond mere information and education on facts, linking to values and norms that are important to society;
- Making a systematic effort to ascertain the opinions and motivations of different stakeholder groups beyond the general public, in order to tailor actions;
- In order to have incentives that work, different incentives might be needed for different groups (the pay more, versus discount scenario motivating for consumers for example);
- Of the many measures that are useful in trying to address plastic pollution, there is a need for clearer options to consumers which link to their everyday social practices, and better product labelling (such as the blue angel). These could take into account the potential situational barriers at the point of sale;
- The evidence suggests that communicating transparently about the uncertainties in scientific evidence is a safer approach than assuming a lack of risk, especially in sensitive domains such as food and human health.

The high level of public interest in protecting marine environments could be harnessed and connected to changes in the use and capture of plastic further upstream from NMPs, e.g. via citizen science programmes or product labelling and other sustainably tailored behavioural options. The evidence reviewed in this report suggests that, with improved methodology and more honest and transparent knowledge, effective interventions will be accepted by citizens and coordinated efforts can lead to a significant reduction in the current and future risks of NMP.

To address the societal issue and concern about NMPs, the evidence and conclusions as summarised in this report also indicate that measures should be taken to address the capacity gap in rigorous interdisciplinary, problem-focused scientific collaboration

between natural, technical, social and behavioural sciences. If close interdisciplinary collaboration between these disciplines addresses the complex issue of plastic waste and pollution (as concluded in Chapter 3), **Option 9** is to build capacity and training for a new generation of scientists who think in an interdisciplinary way — which is what the evidence shows is needed to find solutions to such complex environmental issues (Backhaus & Wagner, 2018; Vegter et al., 2014).

Given the insufficient status of standardised methods for exposure and hazard characterisation and the fact that only a little quantitative data is currently of sufficient quality, the absence of evidence of microplastic risks currently does not allow one to conclude that risk is either present, or absent, with sufficient certainty (Chapter 2). It will thus take some time before more reliable conclusions on risks become available for the various environmental compartments and for public health assessment. Better methods in natural sciences alone will not solve the problem.



Annex 1: Working Group Members

Professor Bart Koelmans, University of Wageningen (Netherlands), **Chair**

Associate Professor Dr Sabine Pahl, University of Plymouth (United Kingdom), **Vice-Chair**

Professor Thomas Backhaus, University of Gothenburg (Sweden)

Dr Filipa Bessa, University of Coimbra (Portugal)

Professor Geert van Calster, KU Leuven (Belgium)

Dr Nadja Contzen, University of Groningen (Netherlands)

Richard Cronin, Water and Marine Advisory Unit, Department of Housing, Planning and Local Government (Ireland)

Professor Tamara Galloway, University of Exeter (United Kingdom)

Professor Andy Hart, Newcastle University (United Kingdom)

Dr Lesley Henderson, Brunel University London (United Kingdom)

Assistant Professor Dr Gabriela Kalčíková, University of Ljubljana (Slovenia)

Professor Frank Kelly, King's College London (United Kingdom)

Dr Bartłomiej Kolodziejczyk, Stockholm University (Sweden)

Professor Elda Marku, University of Tirana (Albania)

Professor Wouter Poortinga, Cardiff University (Wales, United Kingdom)

Professor Matthias Rillig, Freie University Berlin (Germany)

Associate Professor Dr Erik Van Sebille, Utrecht University (Netherlands)

Professor Linda Steg, University of Groningen (Netherlands)

Professor Josef Steidl, Czech Technical University Prague (Czech Republic)

Dr Julia Steinhorst, Institute for Advanced Sustainability Studies (Germany)

Associate Professor Dr Kristian Syberg, Roskilde University (Denmark)

Professor Richard Thompson, University of Plymouth (United Kingdom)

Associate Professor Dr Martin Wagner, Norwegian University of Science and Technology (Norway)

Professor Annemarie van Wezel, KWR Watercycle Research Institute and Utrecht University (Netherlands)

Dr Kayleigh Wyles, University of Surrey (United Kingdom)

Dr Stephanie Wright, King's College London (United Kingdom)



Annex 2: External Contributing Experts and Workshop Participants

To gather further expert input and complement the expertise of the members of the Working Group, a one-day workshop took place on 5 October 2018 in Berlin, specifically dedicated to social and behavioural sciences. Experts particularly discussed:

1. perceptions and understandings of the NMP debate, and both their positive and negative implications for policy-making;
2. public behaviour regarding NMPs and implications for policy-making;
3. policy initiatives and regulatory frameworks that could help harness the NMP issue for public good.

Drawing on the outcomes of the discussions, the external experts provided input into the Evidence Review Report which was incorporated by the working group. A special thanks to these contributing experts, and to ALLEA for hosting the workshop, is hereby given.

Professor Michael Depledge, University of Exeter (United Kingdom)

Dr David Robert Grimes, Queen's University Belfast and University of Oxford (United Kingdom)

Professor Matthias Kaiser, University of Bergen (Norway)

Dr Peter Kershaw, Independent Consultant (United Kingdom)

Dr Heather Leslie, Vrije Universiteit Amsterdam (Netherlands)

Professor Nils-Eric Sahlin, Lund University (Sweden)

Dr Evgenia Stoyanova, European Chemicals Agency (Finland)



Annex 3: Acknowledgements

SAPEA wishes to thank the following people for their valued contribution and support to the production of this report.

European Commission's Chief Scientific Advisors

- Professor Pearl Dykstra
- Professor Nicole Grobert

SAPEA Board

- Professor Bernard Charpentier (FEAM)
- Professor Antonio Loprieno (ALLEA)

Reviewers

- Professor Francois Galgani
- Professor Wesley Schutz
- Professor Miroslava Duskova

SAPEA staff

- Dr Jacqueline Whyte (project coordinator and science writer)
- Dr Céline Tschirhart
- Hannah Whittle
- Toby Wardman
- Robert Vogt
- Agnieszka Pietruczuk
- Dr Nina Hobbhahn
- Hamed Mobasser
- Louise Edwards
- Esther Dorado Ladera
- Antoine Blonce

European Commission Science Advice Mechanism Unit

- Dr Johannes Klumpers
- Dr Dulce Boavida
- Dr James Gavigan
- Dr Annabelle Ascher

European Commission Joint Research Centre

- Dr Amalia Munoz-Pineiro

We thank Dr Munoz-Pineiro for sharing work on media monitoring (Figures 4 and 5) via personal communication.

European Academies

- Berlin-Brandenburg Academy of Sciences and Humanities
- Royal Netherlands Academy of Arts and Sciences
- acatech (German Academy of Science and Engineering) Brussels office

We thank these academies specifically for their generosity in hosting Working Group meetings to support this work.

Literature Review

Centre for Evidence-Based Agriculture
Harper Adams University
Newport
Shropshire TF10 8NB, United Kingdom

Dr Nicola Randall
Dr Jamie Stevenson
Dr Luke Briggs



Annex 4: Glossary of Terms

Acceptable Daily Intakes	An estimate of the amount of a substance in food or drinking water that can be consumed over a lifetime without presenting an appreciable risk to health. It is usually expressed as milligrams of the substance per kilogram of body weight and applies to chemical substances such as food additives, pesticide residues and veterinary drugs.
Advection	The transport of a substance by bulk motion.
Arthropods	Any member of the phylum Arthropoda, the largest phylum in the animal kingdom, which includes such familiar forms as lobsters, crabs, spiders, mites, insects, centipedes, and millipedes.
Asbestos (paradigm)	Name given to six minerals that occur naturally in the environment as bundles of fibre that can be separated into thin, durable threads for use in commercial and industrial applications. These fibres are resistant to heat, fire, and chemicals and do not conduct electricity. For these reasons, asbestos has been used widely in many industries, but has subsequently determined to be a carcinogen and therefore not desirable.
Attitude-Behaviour-Context Model	Integrated model of environmentally significant behaviour, with the assumption that behaviour is a function of the organism and its environment. "Attitude" variables can include beliefs, norms, values or 'pre-dispositions' to act in certain ways. Contextual factors can include financial incentives and costs, physical capabilities and constraints, institutional and legal factors, public policy support, etc.
Benthic	Refers to anything associated with or occurring on the bottom of a body of water. The animals and plants that live on or in the bottom are known as the benthos.
Bioaccumulation	The increase in concentration of a substance in an organism over time.
Bioassay	An analytical method to determine concentration or potency of a substance by its effect on living cells or tissues. Bioassays were used to estimate the potency of agents by observing their effects on living animals (in vivo) or tissues (in vitro).
Bioavailability	Term used to describe the proportion of a nutrient in food that is utilised for normal body functions.
Bisphenol A (BPA)	A chemical that is mainly used in combination with other chemicals to manufacture plastics and resins. BPA can migrate in small amounts into food and beverages stored in materials containing the substance.
Celanthropy	Celebrity philanthropy, term used to describe celebrities who use media to raise awareness about certain issues.
Derived No Effect Levels	Level of exposure above which humans should not be exposed.
Dose-effect	The relationship between the dose of harm-producing substances or factors and the severity of their effect on exposed organisms or matter.

Ecotoxicology	Discipline concerned with the toxic effects of chemical and physical agents on living organisms, especially on populations and communities within defined ecosystems, and includes the transfer pathways of those agents and their integration with the environment.
Eddy	A small-scale circular current of water.
Elasticity	Effectiveness of the change in addressing a problem.
Endocytosis	The invagination of the cell surface to form an intracellular membrane-bounded vesicle containing extracellular fluid
Endpoint	A biological endpoint is a direct marker of disease progression - e.g. disease symptoms or death - used to describe a health effect (or a probability of that health effect) resulting from exposure to a chemical.
Epithelia	Continuous sheets of cells (one or more layers thick) that cover the exterior surfaces of the body, line internal closed cavities and body tubes that communicate with the outside environment (the alimentary, respiratory and genitourinary tracts), make up the secretory portions of glands and their ducts, and are found in the sensory receptive regions of certain sensory organs (e.g. ear & nose).
Extended Producer Responsibility	Environmental policy approach in which a producer's responsibility for a product is extended to the post-consumer stage of a product's life cycle.
Fate	Destiny of a chemical or biological pollutant after release into the natural environment.
Fenton's reagent	A solution of hydrogen peroxide with ferrous iron as a catalyst that is a suitable method for treating wastewater that is resistant to biological treatment or toxic to the microorganisms (https://www.sciencedirect.com/topics/medicine-and-dentistry/fentons-reagent)
Fouling-sedimentation	The accumulation of unwanted material on solid surfaces to the detriment of function. The fouling materials can consist of either living organisms (biofouling) or a non-living substance (inorganic and/or organic).
FT-IR	Fourier Transform Infrared Spectroscopy, method that is most often used for bacterial detection and identification is Fourier transform infrared spectroscopy (FTIR). It enables biochemical scans of whole bacterial cells or parts thereof at infrared frequencies.
Gastropods	Large class of molluscs which includes snails, slugs, whelks, and all terrestrial kinds.
Gut retention	Holding back within the gut of matter that is normally eliminated.
Hazard	A potential adverse effect of an agent or circumstance.
HC5	Hazardous Concentration for 5% of the species
Ileum	The final and longest segment of the small intestine. It is specifically responsible for the absorption of vitamin B12 and the reabsorption of conjugated bile salts.
Macrophage	Large (10–20 µm diameter) amoeboid and phagocytic cell found in many tissues, especially in areas of inflammation, derived from blood monocytes and playing an important role in host defence mechanisms.
Microbeads	A tiny sphere of plastic usually used in beauty products.
Microplastics	Plastic debris particles of a size ranging from 0,1 mm to 5 mm.

Motivation-Opportunity-Ability model	Model that aims to understand decision-making by taking into account the motivation of consumers (i.e. social norms, beliefs), the opportunities in place (i.e. situational conditions) and the ability of consumers (i.e. habits, task knowledge). (inspired from
Nanoplastics	Plastic debris particles of a size inferior to 0,1 mm.
Nylon	A tough, lightweight, elastic synthetic polymer with a protein-like chemical structure, able to be produced as filaments, sheets, or moulded objects.
Outcome efficacy (or response efficacy)	Efficacy refers to the message cues or actions to avoid a threat. Response efficacy refers to a person's beliefs as to whether the recommended actions will avoid the threat.
Oviposition	Term used to describe laying of eggs.
Oxo-degradable plastics	Plastics that contain additives which promote the oxidation of the material.
Pellet	A small hard ball or tube-shaped piece of any substance.
Phagocytosis	Phagocytosis, or 'cell eating', is the process by which a cell engulfs a particle and digests it.
Plastic	Material consisting of organic polymer and additives.
Plasticity of behaviour	Potential for change in that behaviour.
Polymer	Molecule of high molar mass, the structure of which comprises multiple repetition of units derived from molecules of lower molar mass (monomers).
Polystyrene	A hard, stiff, brilliantly transparent synthetic resin produced by the polymerization of styrene. It is widely employed in the food-service industry as rigid trays and containers, disposable eating utensils, and foamed cups, plates, and bowls. Polystyrene is also copolymerised, or blended with other polymers, lending hardness and rigidity to a number of important plastic and rubber products.
Post-normal science	Concept developed in the early 1990s in response to the new conditions of science in its social context, with increasing uncertainty. It enables science to engage with uncertainties, high-stake decisions, disputed values and urgent decisions.
Predicted Exposure Concentrations	Measured or calculated amount or mass concentration of a substance to which an organism is likely to be exposed, considering exposure by all sources and routes.
Predicted No Effect Concentrations	Concentration that is expected to cause no adverse effect to any naturally occurring population in an environment at risk from exposure to a given substance.
Psychometric paradigm of risk perception	Paradigm that aims to explain lay perceptions of the risks of technological and health hazards, which were found to differ from the risk estimates of experts who generally based their assessments on the relative frequency of negative outcomes such as death or disability. The primary question underlying this research agenda was why some hazards with low probability of negative outcomes were perceived as riskier than others that carried a much higher probability.
Public deficit model	A model that assumes a link between public lack of knowledge or science literacy, and public scepticism or hostility.
Recyclates	Material that is recyclable.
Risk	The probability of an adverse effect on man or the environment occurring as a result of a given exposure to a chemical or mixture

Risk Characterisation Ratio	Risk characterised as the ratio of actual or predicted exposures to the no effect concentration of a given chemical or particle in a given environment.
Sensitive receptors	Sensitive receptors are people or other organisms that may have a significantly increased sensitivity or exposure to contaminants by virtue of their age and health, status (e.g. sensitive or endangered species), proximity to the contamination, dwelling construction or the facilities they use. The location of sensitive receptors must be identified in order to evaluate the potential impact of the contamination on public health and the environment.
Shading effects	Effects of covering something.
Situational factors	Situation factors, taken more broadly, may refer to (a) situation cues (objective physical stimuli in an environment), (b) psychological situation characteristics (subjective meanings and interpretations of situations), and (c) situation classes (types or groups of entire situations with similar cues or similar levels or profiles of characteristics).
Species-sensitivity distribution (SSD)	Cumulative probability distributions of toxicity values for multiple species. For environmental risk assessment, the chemical concentration that may be used as a hazard level can be extrapolated from an SSD using a specified percentile of the distribution.
Stoke's Law	Mathematical equation that expresses the settling velocities of small spherical particles in a fluid medium. Stokes's law finds application in several areas, particularly with regard to the settling of sediment in fresh water and in measurements of the viscosity of fluids.
Subtropical gyre	an area of anticyclonic ocean circulation that sits beneath a region of subtropical high pressure. The movement of ocean water within the Ekman layer of these gyres forces surface water to sink, giving rise to the subtropical convergence near 20°–30° latitude.
Taxon	A word used to group or name species of living organisms.
Translocation	The movement of materials from leaves to other tissues throughout the plant.
Water column	A vertical section of water from the surface to the bottom of the sea, a lake, a river, etc.



Annex 5: List of Abbreviations

ABC	Attitude-Behaviour-Context
ADI	Acceptable Daily Intakes
ALDFG	Abandoned Lost or Otherwise Discarded Fishing Gear
BBC	British Broadcasting Corporation
BSE	Bovine Spongiform Encephalopathy
COFI	Committee of Fisheries of the FAO
DNEL	Derived No Effect Levels
EFSA	European Food Safety Authority
EMFF	European Maritime and Fisheries Fund
EPR	Extended Producer Responsibility
ERR	Evidence Review Report
EU	European Union
FAO	Food and Agriculture Organisation of the United Nations
FT-IR	Fourier Transform Infrared Spectroscopy
GCSA	Group of Chief Scientific Advisers
GES	Good Ecological Status
GESAMP	Joint Group of Experts on the Scientific Aspects of Marine Environmental Protection
IMO /	
MARPOL	International Maritime Organisation / International Convention for the Prevention of Pollution from Ships
IPCC	Intergovernmental Panel on Climate Change
JRC	Joint Research Centre
JRC EMM	JRC Europe Media Monitor
JRC TIM	JRC Tool for Innovation Monitoring
MEC	Measured Exposure Concentrations
MOA	Motivation-Opportunity-Ability
MSFD	Marine Strategy Framework Directive
NMP	Nano-Microplastics
PAH	Polycyclic Aromatic Hydrocarbon
PCB	Polychlorinated Biphenil
PE	Polyethylene
PEC	Predicted Exposure Concentrations
PEST	Polyester
PNEC	Predicted No Effect Concentrations
PP	Polypropylene

PS	Polystyrene
PVC	Polvinylchloride
RCR	Risk Characterisation Ratio
SAPEA	Science Advice for Policy by European Academies
SDGs	Sustainable Development Goals
SSD	Species-sensitivity distribution
UK	United Kingdom
UN	United Nations
UNEP	United Nations Environment Programme
WHO	World Health Organisation
WWTP	Wastewater Treatment Plants



Annex 6: Systematic Literature Search Method Report

6.1 OBJECTIVES

The objective was to collect and collate published and grey literature relating to microplastic pollution in the natural sciences, and in the social and behavioural sciences and humanities, (and all other microplastics-associated papers retrievable with the search term), in order to support an Evidence, Review Report on Microplastics for SAPEA, as part of the Science Advice Mechanism of the European Commission.

6.2 SCOPE

All retrieved studies were assessed for relevance **at title/abstract** using the following inclusion criteria:

- *Relevant subjects*: For natural sciences: source, transport, incidence and impact. For social and behavioural sciences: perception, policy and economic studies.
- *Relevant types of study*: Primary research and reviews. Relevant reviews were collated and listed in a separate appendix.
- *Geographical limits*: Global, except Asia and the Southern Hemisphere, which were excluded in all but 'Impact' studies.
- *Language*: Studies with abstracts published in the English language.
- *Date of Publication*: Primary research was included from 2017. No date restrictions were applied for reviews.

6.3 METHOD

The literature was collated following guidelines for systematic reviews to produce Quick Scoping Reviews and Rapid Evidence Assessments (Collins, Coughlin, Miller, & Kirk, 2015), (Collaboration for Environmental Evidence 2018). Table 2 shows the keywords used in searches. A wildcard (*) was used where appropriate, and accepted by the database/search engine, to pick up multiple word endings. Searching using microplastic as a single word and hyphenated was more efficient compared with long, complex search strings. Table 3 lists the databases searched, together with dates of searches and any date limits applied.

Table 2. Search terms used for database searches

Search Term, Where Accepted by Database	Search Conditions, Where Accepted by Database
microplastic* OR micro-plastic*	2017-2019
nanoplastic* OR nano-plastic*	2017-2019
«plastic debris»	2017-2019
micro-plastic* AND review	1970-2019
microplastic* AND review	1970-2019
nano-plastic* AND review	1970-2019
nanoplastic* AND review	1970-2019
"plastic debris" AND review	1970-2019

Table 3. Online sources searched to identify relevant literature with dates of searches (in bold), and date limits for searches.

Search strategy	Search conditions
Web of Science (31/07/18)	
microplastic* OR micro-plastic*	(2017-18)
nanoplastic* OR nano-plastic*	(2017-18)
TS=>»plastic debris»	(2017-18)
TS=(micro-plastic* AND review)	(1970-2018)
TS=(microplastic* AND review)	(1970-2018)
TS=(nano-plastic* AND review)	(1970-2018)
TS=(nanoplastic* AND review)	(1970-2018)
TS= ("plastic debris" AND review)	(1970-2018)
CAB (31/07/18)	
microplastic* OR micro-plastic*	(2017-19)
nanoplastic* OR nano-plastic*	(2017-19)
«plastic debris» (2017-19)	(2017-19)
micro-plastic* AND review	(1993-2019)
microplastic* AND review	(1993-2019)
nano-plastic* AND review	(1993-2019)
nanoplastic* AND review	(1993-2019)
"plastic debris" AND review	(1993-2019)
Science Direct (02/08/18)¹	
microplastic*	(2017-19)
nanoplastic*	(2017-19)
«plastic debris»	(2017-19)
microplastic* AND review	(Prior to 2016) ²
nanoplastic* AND review	(Prior to 2016)
"plastic debris" AND review	(Prior to 2016)

¹ Could not search micro-plastic* or nano-plastic* as the hyphen allowed words, for example, nano and plastic to be in separate sentences.

² Searching prior to 2016 avoided duplicates of those found in 2017-2019 searches above

Searches were also carried out on the following organisational websites:

- Department for Food Environment and Rural Affairs (UK) <https://www.gov.uk/government/organisations/department-for-environment-food-rural-affairs>
- Natural Environment Research Council open archive (UK) <https://nora.nerc.ac.uk/>
- Environment & Natural Resources Canada <https://www.canada.ca/en/services/environment.html>
- European Environment Agency <http://www.eea.europa.eu/>
- Umweltbundesamt (Germany) <https://www.umweltbundesamt.de/en>
- United Nations Environment Programme <http://web.unep.org/>
- United Nations Environment Programme Mediterranean Action Plan <http://web.unep.org/unepmap/>
- United States Environment Protection Agency <https://www.epa.gov/>
- World Health Organisation <http://www.who.int/en/>

The results of each search were imported into EndNote Web, and then retrieved references were combined in a final folder and duplicates removed. The included research was grouped and summarised in an Excel spreadsheet which was delivered to the Working group. The Endnote files were also shared with the SAM Unit for combination within one large NMP-related library to support this project.

6.4 RESULTS

Table 4 displays the results yielded from the databases. Database searches yielded 4,826 articles, reviews, editorials or books. The organisational searches identified further studies of potential interest. Of the 3,369 studies following automated duplicate removal, **838 studies passed the relevant study inclusion criteria applied during abstract screening, and a further 11 studies were added from the organisational searches.** Primary literature (n=638) was the dominant study type, followed by review papers (n=185). Books made up a small number of the studies, and editorial, even less so (Figure 5).

Table 4. Number of results derived following automated duplicate removal and application of study inclusion criteria

Database	No. of Results	No. of Results After Automated Duplicate Removal
Web of Science	1389	949
CAB	344	137
Science Direct	3093	2283
Total	4837	3369
Total studies following application of inclusion criteria (including 11 additional studies from organisational searches)		849

The most common themes were impact (n=364) and incidence (n=280), followed by transport (n=94) and source (n=71), respectively. Significantly less articles were of relevance to political (n=20), perception (n=18) and economic (n=2) themes. Where the articles covered more than one theme, they were categorised under the primary theme.

Some studies that were excluded from the primary scope, could still be of potential interest to the reporting team (e.g. methodology studies, articles with no abstract, studies from the wrong geographical area or the wrong date range). These were listed in an Appendix, and no further action was taken with them.

Figure 6. The number of studies per study type in the systematic map database.

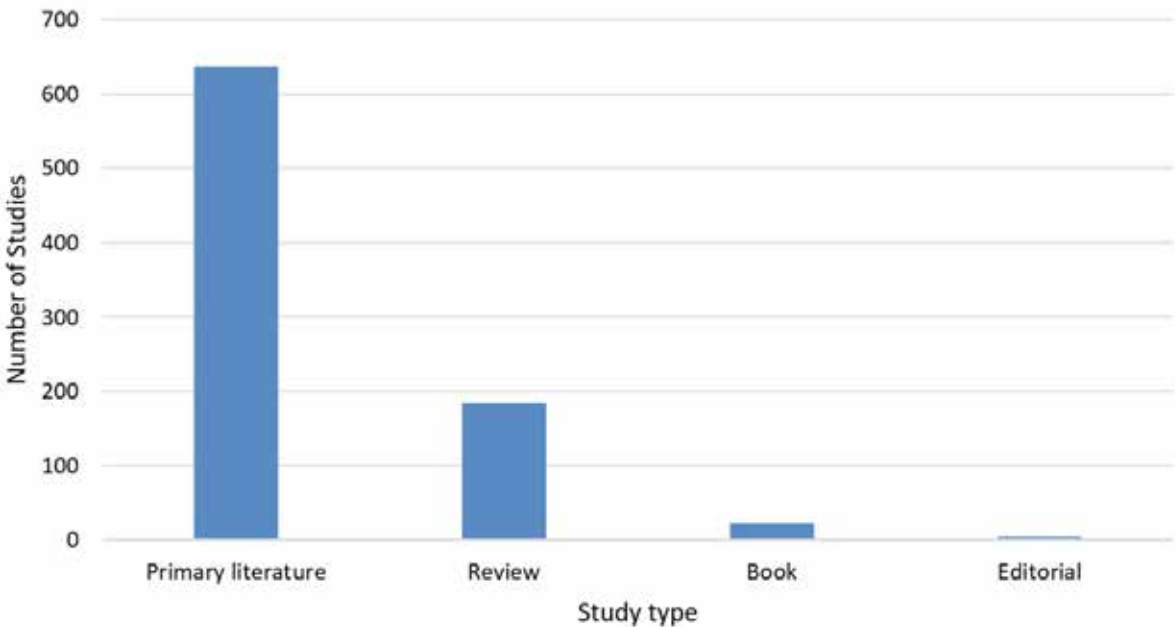


Figure 7 illustrates the themes in relation to study type. Impact (n=237) and incidence (n=231) themes were addressed almost equally, and most frequently, in primary literature. In review papers, there was a significantly greater focus upon impact (n=114), almost three times more studies than incidence (n=35).

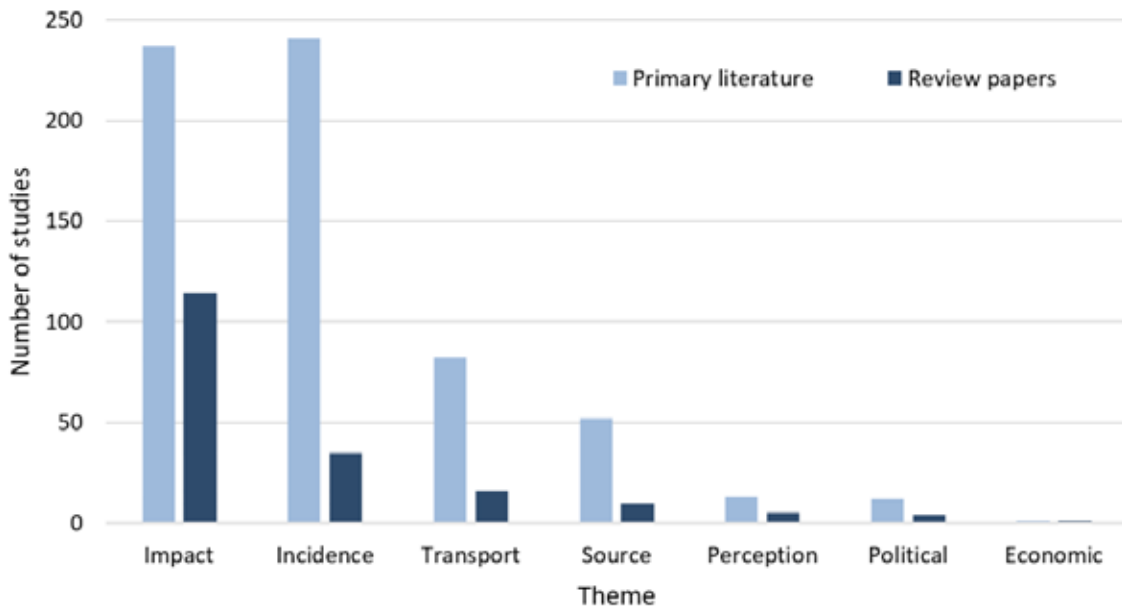


Figure 7. The number of studies within each theme for primary literature and review papers in the systematic map database.

Figure 8 displays the number of relevant review papers published per year. A total of 184 review papers were identified through screening. Prior to 2015 there was no year where the number of review papers exceeded six. In the period 2015-17 there was consistency in the number of review papers published per year ($n \sim 30$), a figure which doubled in 2018 ($n=60$). One article from 2019 was also collected as an 'early view' paper.

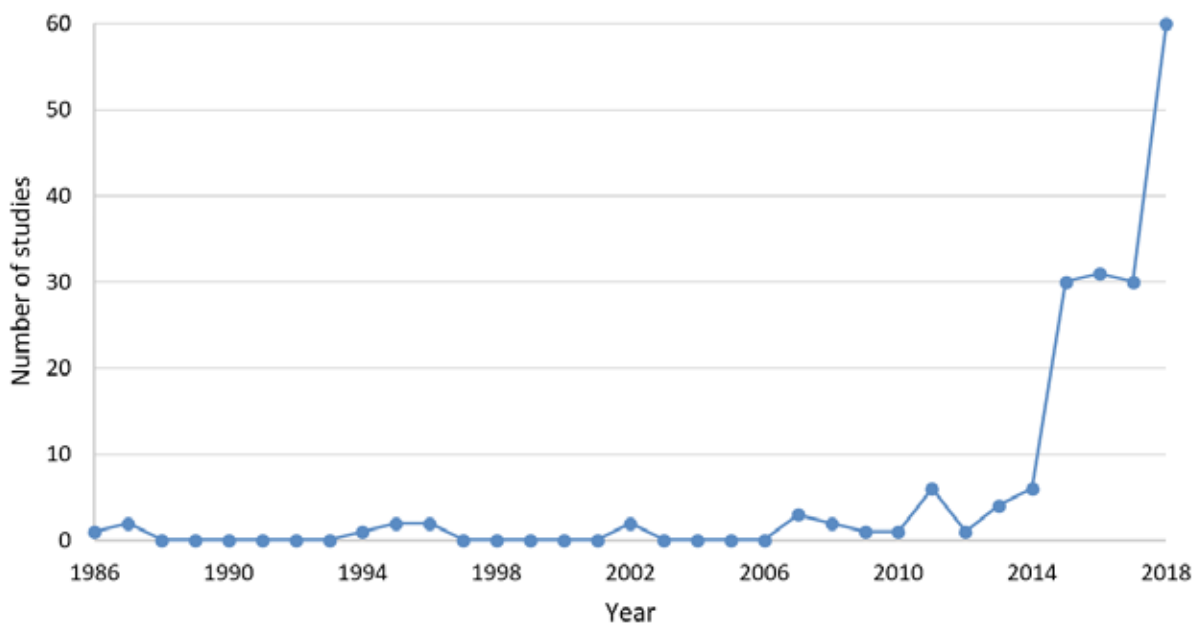


Figure 8. The number of review papers published per year (1986-2018) in the systematic map database.

Within themes (incidence, impact etc.), individual studies often considered multiple factors (for example impacts could be discussed for both 'Marine' and 'Fish' studies). In these cases, all relevant fields were recorded in the summary Excel file delivered to the Working group.

6.5 INCIDENCE

Across the 280 studies categorised as incidence studies, the location of plastic incidence was most commonly investigated in the marine environment (n=210). This was almost five times the number of studies than the second most common location of incidence, freshwater (n=43). There is a noticeably lower focus upon terrestrial incidences, and soil or sediment, food or drink product, land, and air all the focus of n<30 studies (Figure 9). Studies most commonly investigated the incidence of plastics in fish and birds, with a noticeably lower focus across studies upon terrestrial organisms.

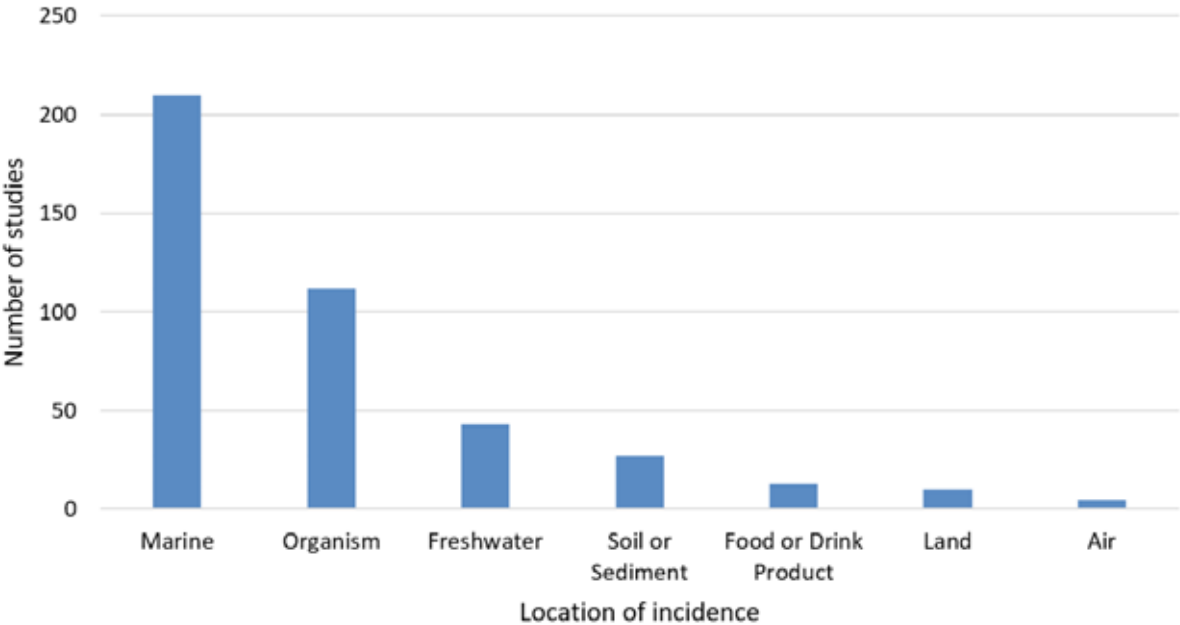


Figure 9. The number of studies per location of plastic incidence. N.B. Studies categorised as 'soil or sediments' include terrestrial studies and marine/freshwater sediments.

6.6 IMPACT

Of the 364 impact-themed studies, there was a focus upon investigation of plastics within the marine environment, and organisms found within. There were 171 studies investigating the impacts of plastics upon marine or coastal areas, three times as many as the second most common impact type, freshwater (n=55). Human impact, soil or sediment, and biological pollution and availability studies were all comparatively low (Figure 10).

Fish (n=50) were the most frequently investigated organism in relation to the impact of plastics, reflecting the marine or coast focus of many investigations (Figure 11), followed by studies on crustaceans and barnacles (n=37). Studies on molluscs, mammals, reptiles, plants and birds were all noticeably lower, with a particularly low frequency of studies on terrestrial organisms. Bacteria, fungi and annelids were among the organisms categorised in the 'other' group (n=29).

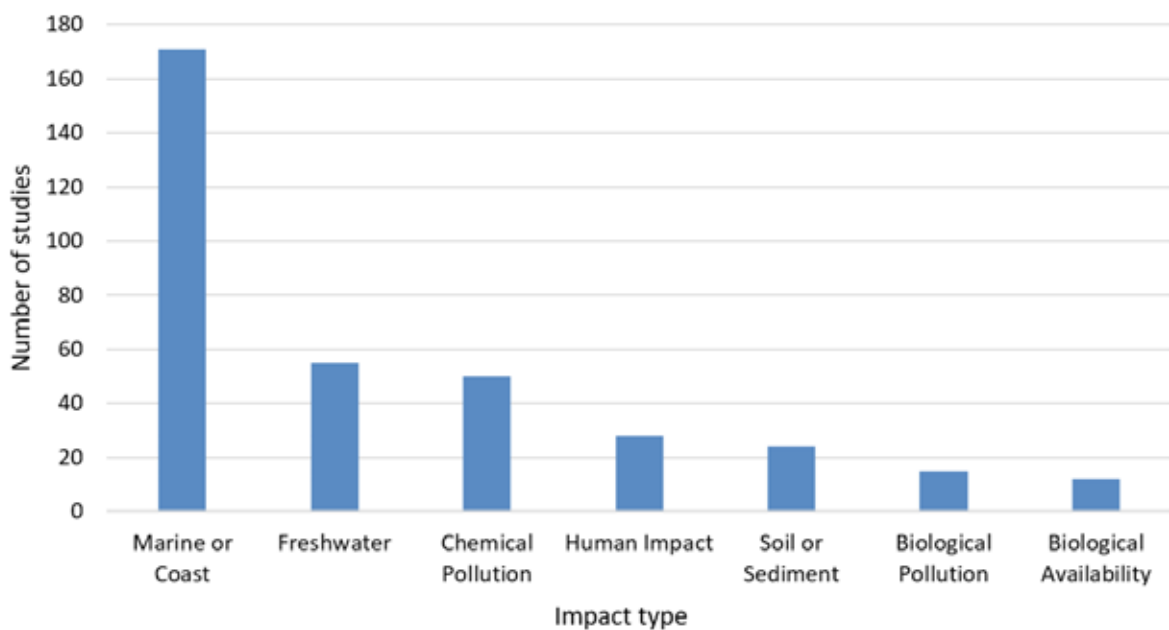


Figure 10. The number of studies related to the impact type of plastic.

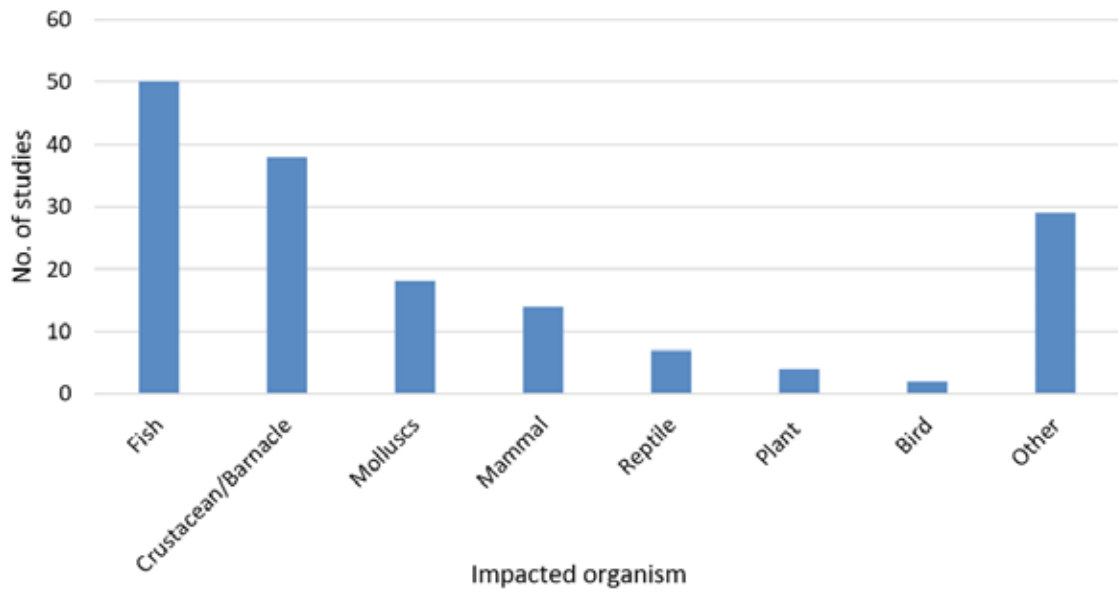


Figure 11. The number of studies related to the impact of plastic on organism type.

6.7 TRANSPORT

A total of 82 studies were identified within the transport theme. Water (n=41) and organism/within organism (n=40) were the most commonly studied method of plastic transport. Air and anthropogenic plastic transport studies were comparatively few in total (Figure 11).

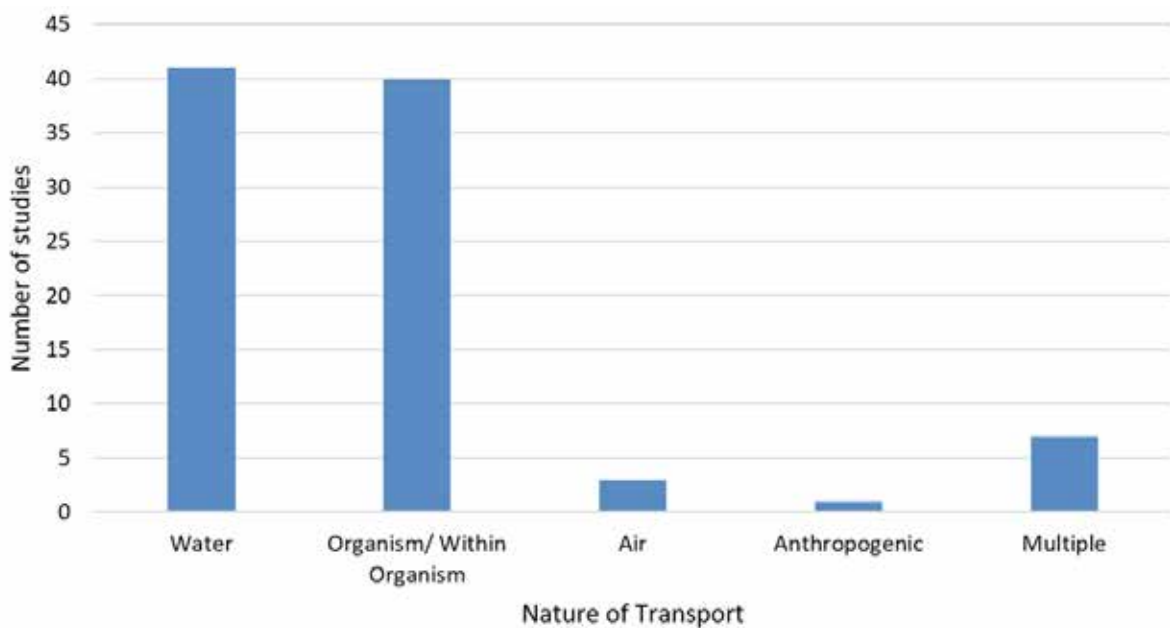


Figure 11. The number of studies per nature of plastic transport.

6.8 SOURCE

Figure 12 summarises the distribution of the 71 studies primarily investigating the source of plastics. Litter (n=21) was most commonly investigated, followed by textiles, and washing of (n=14), and water/wastewater (n=12). Micro-beads were commonly studied in the cosmetics and personal products studies. Bio-fouling and the degradation of plastics by organisms appear to be an area of emerging interest.

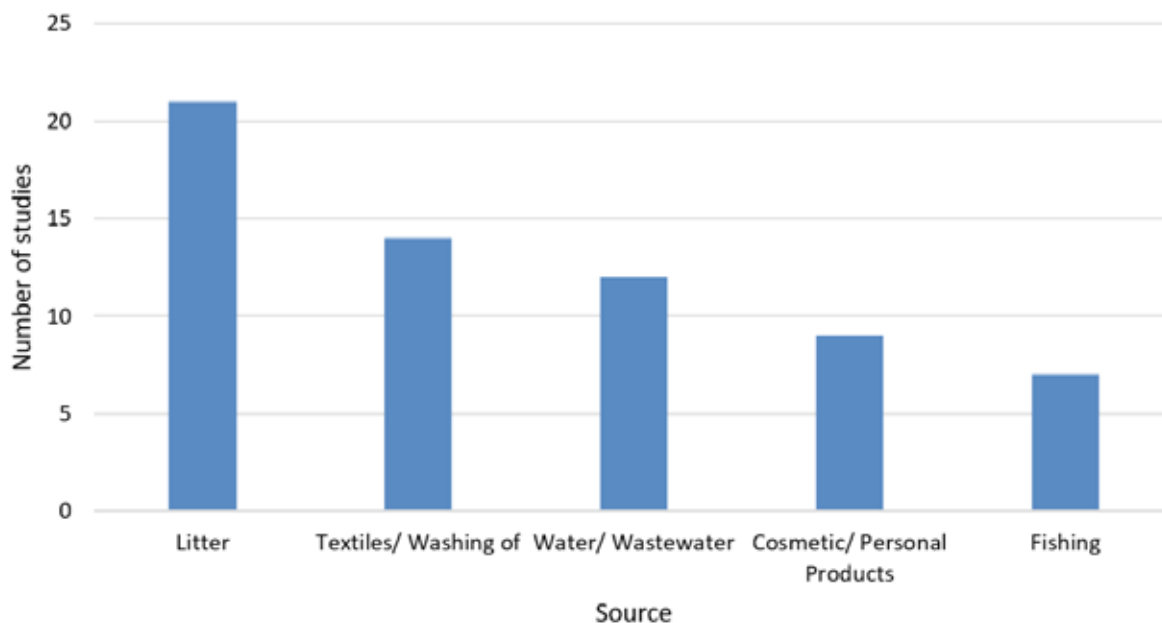


Figure 12. The number of studies per plastic source.

6.9 THE SOCIAL AND BEHAVIOURAL SCIENCES AND HUMANITIES

There were fewer studies found that related to the social sciences than those found for the natural sciences. Studies categorised as 'perception' (n=18) were often concerned with the behaviour change of consumers, and this was partly mirrored in the political theme (n=20), as ways to deal with plastic waste was evident among investigations. There were only two studies categorised as 'Economic'.



References

- Abrahamse, W., & Steg, L. (2013). Social influence approaches to encourage resource conservation: A meta-analysis. *Global Environmental Change*, 23(6), 1773-1785. doi:10.1016/j.gloenvcha.2013.07.029
- Addamo, A. M., Laroche, P., & Hanke, G. (2017). *Top Marine Beach Litter Items in Europe* EUR 29249 EN Luxembourg: Publications Office at the European Union. doi:10.2760/496717
- Albertsson, A. C., Andersson, S. O., & Karlsson, S. (1987). The mechanism of biodegradation of polyethylene. *Polymer Degradation and Stability*, 18(1), 73-87. doi:10.1016/0141-3910(87)90084-X
- Allan, S. (1999). *News Culture*. Buckingham: Open University Press.
- Allan, S. (2002). *Media, Risk And Science (Issues in Cultural & Media Studies)*. Buckingham, Philadelphia: Open University Press.
- Anderson, A. G., Grose, J., Pahl, S., Thompson, R. C., & Wyles, K. J. (2016). Microplastics in personal care products: Exploring perceptions of environmentalists, beauticians and students. *Marine Pollution Bulletin*, 113(1), 454-460. doi:10.1016/j.marpolbul.2016.10.048
- Anderson, S. T., & Newell, R. G. (2004). Information programs for technology adoption: the case of energy-efficiency audits. *Resource and Energy Economics*, 26(1), 27-50. doi:10.1016/j.reseneeco.2003.07.001
- Andrady, A. L. (2011). Microplastics in the marine environment. *Marine Pollution Bulletin*, 62(8), 1596-1605. doi:10.1016/j.marpolbul.2011.05.030
- Andrady, A. L. (2015). Persistence of Plastic Litter in the Oceans. In: Bergmann M., Gutow L., Klages M. (eds) *Marine Anthropogenic Litter*. Switzerland: Springer, Cham.
- Andrady, A. L., & Neal, M. A. (2009). Applications and societal benefits of plastics. *Philosophical transactions of the Royal Society of London. Series B, Biological sciences*, 364(1526), 1977-1984. doi:10.1098/rstb.2008.0304
- Arthur, C., Baker, J., Bamford, H. (Eds). (2009). *Proceedings of the International Research Workshop on the Occurrence, Effects and Fate of Microplastic Marine Debris. September 9-11, 2008*. NOAA Technical Memorandum NOS-OR&R-30.
- Athanasopoulou, E., Tombrou, M., Pandis, S. N., & Russell, A. G. (2008). The role of sea-salt emissions and heterogeneous chemistry in the air quality of polluted coastal areas. *Atmospheric Chemistry and Physics*, 8(19), 5755-5769. doi:10.5194/acp-8-5755-2008
- Austin, A., Cox, J., Barnett, J., & Thomas, C. (2011). *Exploring Catalyst Behaviours. A report to the Department for the Environment, Food and Rural Affairs*. London: Brook Lyndhurst for Defra.

- Austin, H. P., Allen, M. D., Donohoe, B. S., Rorrer, N. A., Kearns, F. L., Silveira, R. L., ... Beckham, G. T. (2018). Characterisation and engineering of a plastic-degrading aromatic polyesterase. *Proceedings of the National Academy of Sciences of the United States of America*, 115(19), E4350-E4357. doi:10.1073/pnas.1718804115
- Avio, C. G., Gorbi, S., & Regoli, F. (2017). Plastics and microplastics in the oceans: From emerging pollutants to emerged threat. *Marine Environmental Research*, 128, 2-11. doi:10.1016/j.marenvres.2016.05.012
- Awet, T. T., Kohl, Y., Meier, F., Straskraba, S., Grün, A. L., Ruf, T., ... Emmerling, C. (2018). Effects of polystyrene nanoparticles on the microbiota and functional diversity of enzymes in soil. *Environmental Sciences Europe*, 30:11. doi:10.1186/s12302-018-0140-6
- Backhaus, T., & Wagner, M. (2018). Microplastics in the environment: Much ado about nothing? A debate. *PeerJ Preprints*, 6, e26507v26506. doi:10.7287/peerj.preprints.26507v6
- Bahners, T. E., P. & Hengstberger, M. (1994). Erste Untersuchungen zur Erfassung und Charakterisierung textiler Feinstaub. *Melliand Textilber*, 75, 24-30.
- Bajka, B. H., Rigby, N. M., Cross, K. L., Macierzanka, A., & Mackie, A. R. (2015). The influence of small intestinal mucus structure on particle transport ex vivo. *Colloids Surf B Biointerfaces*, 135, 73-80. doi:10.1016/j.colsurfb.2015.07.038
- Bakir, A., O'Connor, I. A., Rowland, S. J., Hendriks, A. J., & Thompson, R. C. (2016). Relative importance of microplastics as a pathway for the transfer of hydrophobic organic chemicals to marine life. *Environmental Pollution*, 219, 56-65. doi:10.1016/j.envpol.2016.09.046
- Bamberg, S. (2006). Is a Residential Relocation a Good Opportunity to Change People's Travel Behaviour? Results From a Theory-Driven Intervention Study. *Environment and Behaviour*, 38(6), 820-840. doi:10.1177/0013916505285091
- Bamberg, S., & Möser, G. (2007). Twenty years after Hines, Hungerford, and Tomera: A new meta-analysis of psycho-social determinants of pro-environmental behaviour. *Journal of Environmental Psychology*, 27, 14-25. doi:10.1016/j.jenvp.2006.12.002
- Bandopadhyay, S., Martin-Closas, L., Pelacho, A. M., & DeBruyn, J. M. (2018). Biodegradable Plastic Mulch Films: Impacts on Soil Microbial Communities and Ecosystem Functions. *Frontiers in Microbiology*, 9(819). doi:10.3389/fmicb.2018.00819
- Barr, S. (2007). Factors Influencing Environmental Attitudes and Behaviours: A U.K. Case Study of Household Waste Management. *Environment and Behaviour*, 39(4), 435-473. doi:10.1177/0013916505283421
- Bartholomew Eldredge, K. L., Markham, C. M., Ruiter, R. A. C., Fernández, M. E., Kook, G., & Parcel, G. S. (2016). *Planning Health Promotion Programs: An Intervention Mapping*

- Approach, 4th Edition*. San Francisco: Jossey-Bass.
- Batel, A., Linti, F., Scherer, M., Erdinger, L., & Braunbeck, T. (2016). Transfer of benzo[a]pyrene from microplastics to *Artemia nauplii* and further to zebrafish via a trophic food web experiment: CYP1A induction and visual tracking of persistent organic pollutants. *Environmental Toxicology and Chemistry*, 35(7), 1656-1666. doi:10.1002/etc.3361
- Beccarello, M., & Di Foggia, G. (2018). Moving towards a circular economy: economic impacts of higher material recycling targets. *Materials Today: Proceedings*. 5(1, part 1), 531-543. doi:10.1016/j.matpr.2017.11.115
- Beckingham, B., & Ghosh, U. (2017). Differential bioavailability of polychlorinated biphenyls associated with environmental particles: Microplastic in comparison to wood, coal and biochar. *Environmental Pollution*, 220(Pt A), 150-158. doi:10.1016/j.envpol.2016.09.033
- Beckwith, V. K., & Fuentes, M. M. P. B. (2018). Microplastic at nesting grounds used by the northern Gulf of Mexico loggerhead recovery unit. *Marine Pollution Bulletin*, 131, 32-37. doi:10.1016/j.marpolbul.2018.04.001
- Beiras, R., Bellas, J., Cachot, J., Cormier, B., Cousin, X., Engwall, M., . . . Vidal-Linan, L. (2018). Ingestion and contact with polyethylene microplastics does not cause acute toxicity on marine zooplankton. *Journal of Hazardous Material*, 360, 452-460. doi:10.1016/j.jhazmat.2018.07.101
- Benartzi, S., Beshears, J., Milkman, K. L., Sunstein, C. R., Thaler, R. H., Shankar, M., ... Galing, S. (2017). Should Governments Invest More in Nudging? *Psychological Science*, 28(8), 1041-1055. doi:10.1177/0956797617702501
- Bergmann, M., Gutow, L., Klages, M. (Eds). (2015). *Marine Anthropogenic Litter*. Switzerland: Springer, Cham.
- Bertling, J., Bertling, R., Hamann, R. (2018). *Kunststoffe in der Umwelt: Mikro- und Makro- plastik. Ursachen, Mengen, Umweltschicksale, Wirkungen, Lösungsansätze, Empfehlungen. Kurzfassung der Konsortialstudie*, Fraunhofer-Institut für Umwelt- Sicherheits und energietechnik UMSICHT (Hrsg), Oberhausen.
- Besseling, E., Foekema, E. M., van den Heuvel-Greve, M.J., & Koelmans, A. A. (2017). The Effect of Microplastic on the Uptake of Chemicals by the Lugworm *Arenicola marina* (L.) under Environmentally Relevant Exposure Conditions. *Environmental Science & Technology*, 51(15), 8795-8804. doi:10.1021/acs.est.7b02286
- Besseling, E., Redondo-Hasselerharm, P. E., Foekema, E. M., & Koelmans, A. A. (2018). Quantifying Ecological Risks of Aquatic Micro- and Nanoplastic. *Critical Reviews in Environmental Science & Technology*. doi:10.1080/10643389.2018.1531688
- Besseling, E., Wegner, A., Foekema, E. M., van den Heuvel-Greve, M. J., & Koelmans, A. A. (2013). Effects of microplastic on fitness and PCB bioaccumulation by the lugworm *Arenicola marina* (L.). *Environmental Science & Technology*, 47(1), 593-600. doi:10.1021/es302763x
- Bhattacharya, P. (2016). A review on the impacts of microplastic beads used in

- cosmetics. *Acta Biomedica Scientia*, 3(1), 47-52.
- Bhattacharya, P., Lin, S., Turner, J., & Ke, P. (2010). Physical Adsorption of Charged Plastic Nanoparticles Affects Algal Photosynthesis. *The Journal of Physical Chemistry C*, 114(39), 16556-16561. doi:10.1021/jp1054759
- Blasing, M., & Amelung, W. (2018). Plastics in soil: Analytical methods and possible sources. *Science of the Total Environment*, 612, 422-435. doi:10.1016/j.scitotenv.2017.08.086
- Blettler, M. C. M., Abrial, E., Khan, F. R., Sivri, N., & Espinola, L. A. (2018). Freshwater plastic pollution: Recognising research biases and identifying knowledge gaps. *Water Research*, 143, 416-424. doi:10.1016/j.watres.2018.06.015
- BMUB/UBA. (2016). Bundesministerium für Umwelt, Naturschutz, Bau und Reaktorsicherheit/Umweltbundesamt [German Federal Ministry for the Environment, Nature Conservation and Nuclear Safety/ German Environment Agency] (Eds.), *Umweltbewusstsein in Deutschland 2016 - Ergebnisse einer repräsentativen Bevölkerungsumfrage. [Environmental concern in Germany 2016 - Results of a representative survey]*. Berlin: Dessau-Roßlau.
- Boag, A. H., Colby, T. V., Fraire, A. E., Kuhn, C., 3rd, Roggli, V. L., Travis, W. D., & Vallyathan, V. (1999). The pathology of interstitial lung disease in nylon flock workers. *American Journal of Surgical Pathology*, 23(12), 1539-1545.
- Böhm, G., & Tanner, C. (2012). Environmental risk perception. In L. Steg, A.E. van den Berg, and J.I.M. de Groot (eds). *Environmental psychology: An introduction*. Oxford, UK: Wiley-Blackwell.
- Bolderdijk, J. W., Gorsira, M., Keizer, K., & Steg, L. (2013). Values Determine the (In) Effectiveness of Informational Interventions in Promoting Pro-Environmental Behaviour. *PLOS ONE*, 8(12), e83911. doi:10.1371/journal.pone.0083911
- Boucher, J., & Friot, D. (2017). *Primary Microplastics in the Oceans: A Global Evaluation of Sources*. Gland, Switzerland: IUCN.
- Boykoff, M. T., & Boykoff, J. M. (2004). Balance as bias: global warming and the US prestige press. *Global Environmental Change*, 14, 125-136. doi:10.1016/j.gloenvcha.2003.10.001
- Brach, L., Deixonne, P., Bernard, M. F., Durand, E., Desjean, M. C., Perez, E., ... Ter Halle, A. (2018). Anticyclonic eddies increase accumulation of microplastic in the North Atlantic subtropical gyre. *Marine Pollution Bulletin*, 126, 191-196. doi:10.1016/j.marpolbul.2017.10.077
- Brady, W. J., Wills, J. A., Jost, J. T., Tucker, J. A., & Van Bavel, J. J. (2017). Emotion shapes the diffusion of moralised content in social networks. *Proceedings of the National Academy of Sciences of the United States of America*, 114(28), 7313-7318. doi:10.1073/pnas.1618923114
- Brandon, J., Goldstein, M., & Ohman, M. D. (2016). Long-term aging and degradation of microplastic particles: Comparing in situ oceanic and

- experimental weathering patterns. *Marine Pollution Bulletin*, 110(1), 299-308. doi:10.1016/j.marpolbul.2016.06.048
- Briassoulis, D., Babou, E., Hiskakis, M., & Kyrikou, I. (2015). Analysis of long-term degradation behaviour of polyethylene mulching films with pro-oxidants under real cultivation and soil burial conditions. *Environmental Science and Pollution Research International*, 22(4), 2584-2598. doi:10.1007/
- Browne, M. A. (2015). Sources and pathways of microplastic to habitats. In M. Bergmann, L. Gutow, & M. Klages (Eds). *Marine Anthropogenic Litter* (229-244). Berlin: Springer.
- Browne, M. A., Crump, P., Niven, S. J., Teuten, E., Tonkin, A., Galloway, T., & Thompson, R. (2011). Accumulation of Microplastic on Shorelines Worldwide: Sources and Sinks. *Environmental Science & Technology*, 45(21), 9175-9179. doi:10.1021/es201811s
- Browne, M. A., Dissanayake, A., Galloway, T. S., Lowe, D. M., & Thompson, R. C. (2008). Ingested microscopic plastic translocates to the circulatory system of the mussel, *Mytilus edulis* (L). *Environmental Science & Technology*, 42(13), 5026-5031. doi:10.1021/es800249a
- Browne, M. A., Niven, S. J., Galloway, T. S., Rowland, S. J., & Thompson, R. C. (2013). Microplastic Moves Pollutants and Additives to Worms, Reducing Functions Linked to Health and Biodiversity. *Current Biology*, 23(23), 2388-2392. doi:10.1016/j.cub.2013.10.012
- Browne, M. A., Underwood, A. J., Chapman, M. G., Williams, R., Thompson, R. C., & van Franeker, J. A. (2015). Linking effects of anthropogenic debris to ecological impacts. *Proceedings of the Royal Society B: Biological Sciences*, 282(1807). doi:10.1098/rspb.2014.2929
- Budescu, D., Por, H.-H., Broomell, S., & Smithson, M. (2014). The Interpretation of IPCC Probabilistic Statements Around the World. *Nature Climate Change*, 4, 508-512. doi:10.1038/nclimate2194
- Budescu, D. V., Broomell, S., & Por, H. H. (2009). Improving communication of uncertainty in the reports of the intergovernmental panel on climate change. *Psychological Science*, 20(3), 299-308. doi:10.1111/j.1467-9280.2009.02284.x
- Burkhart, J., Piacitelli, C., Schwegler-Berry, D., & Jones, W. (1999). Environmental study of nylon flocking process. *Journal of Toxicology and Environmental Health Part A*, 57(1), 1-23. doi:10.1080/009841099157836
- Burns, E. E., & Boxall, A. B. A. (2018). Microplastics in the aquatic environment: Evidence for or against adverse impacts and major knowledge gaps. *Environmental Toxicology and Chemistry*, 37(11), 2776-2796. doi:10.1002/etc.4268
- Cai, L., Wang, J., Peng, J., Tan, Z., Zhan, Z., Tan, X., & Chen, Q. (2017). Characteristic of microplastics in the atmospheric fallout from Dongguan city, China: preliminary research and first evidence. *Environmental Science and Pollution Research International*, 24(32), 24928-24935. doi:10.1007/s11356-017-0116-x

- Carr, S. A., Liu, J., & Tesoro, A. G. (2016). Transport and fate of microplastic particles in wastewater treatment plants. *Water Research*, 91, 174-182. doi:10.1016/j.watres.2016.01.002
- Carvalho, T. C., Peters, J. I., & Williams, R. O., 3rd. (2011). Influence of particle size on regional lung deposition--what evidence is there? *International Journal of Pharmaceutics*, 406(1-2), 1-10. doi:10.1016/j.ijpharm.2010.12.040
- Catarino, A. I., Macchia, V., Sanderson, W. G., Thompson, R. C., & Henry, T. B. (2018). Low levels of microplastics (MP) in wild mussels indicate that MP ingestion by humans is minimal compared to exposure via household fibres fallout during a meal. *Environmental Pollution*, 237, 675-684. doi:10.1016/j.envpol.2018.02.069
- Catlin, J. R., & Wang, Y. (2013). Recycling gone bad: When the option to recycle increases resource consumption. *Journal of Consumer Psychology*, 23(1), 122-127. doi:10.1016/j.jcps.2012.04.001
- Chae, Y., & An, Y. J. (2017). Effects of micro- and nanoplastics on aquatic ecosystems: Current research trends and perspectives. *Marine Pollution Bulletin*, 124(2), 624-632. doi:10.1016/j.marpolbul.2017.01.070
- Chae, Y., & An, Y. J. (2018). Current research trends on plastic pollution and ecological impacts on the soil ecosystem: A review. *Environmental Pollution*, 240, 387-395. doi:10.1016/j.envpol.2018.05.008
- Chang, M. (2015). Reducing microplastics from facial exfoliating cleansers in wastewater through treatment versus consumer product decisions. *Marine Pollution Bulletin*, 101(1), 330-333. doi:10.1016/j.marpolbul.2015.10.074
- Chan, C. H., Fellows, C., Hess, M., Hiorns, R., Hoven, V., T. Russell, G., . . . Theato, P. (2017). The Contribution of IUPAC to Polymer Science Education. *Journal of Chemical Education*, 94. doi:10.1021/acs.jchemed.6b00800
- Chen, Q., Reisser, J., Cunsolo, S., Kwadijk, C., Kotterman, M., Proietti, M., ... Koelmans, A. A. (2018). Pollutants in Plastics within the North Pacific Subtropical Gyre. *Environmental Science & Technology*, 52(2), 446-456. doi:10.1021/acs.est.7b04682
- Chubarenko, I. P., Esiukova, E. E., Bagaev, A. V., Bagaeva, M. A., & Grave, A. N. (2018). Three-dimensional distribution of anthropogenic microparticles in the body of sandy beaches. *Science of the Total Environment*, 628-629, 1340-1351. doi:10.1016/j.scitotenv.2018.02.167
- Cialdini, R. B., & Goldstein, N. J. (2004). Social Influence: Compliance and Conformity. *Annual Review of Psychology*, 55(1), 591-621. doi:10.1146/annurev.psych.55.090902.142015
- Cialdini, R. B., Reno, R. R., & Kallgren, C. A. (1990). A focus theory of normative conduct: Recycling the concept of norms to reduce littering in public places. *Journal of Personality and Social Psychology*, 58(6), 1015-1026. doi:10.1037/2F0022-3514.58.6.1015
- Clapp, J., & Swanston, L. (2009). Doing away with plastic shopping bags: international patterns of norm emergence and policy

- implementation. *Environmental Politics*, 18(3), 315-332. doi:10.1080/09644010902823717
- Clayton, S. D., Schultz, P. W., & Kaiser, F. G. (2012). Promoting pro-environmental behaviour. In S. D. Clayton (Ed.), *Oxford library of psychology. The Oxford handbook of environmental and conservation psychology*. New York: Oxford University Press.
- Cole, M., Lindeque, P., Fileman, E., Halsband, C., & Galloway, T. S. (2015). The Impact of Polystyrene Microplastics on Feeding, Function and Fecundity in the Marine Copepod *Calanus helgolandicus*. *Environmental Science & Technology*, 49(2), 1130-1137. doi:10.1021/es504525u
- Cole, M., Lindeque, P., Fileman, E., Halsband, C., Goodhead, R., Moger, J., & Galloway, T. S. (2013). Microplastic Ingestion by Zooplankton. *Environmental Science & Technology*, 47(12), 6646-6655. doi:10.1021/es400663f
- Cole, M., Lindeque, P., Halsband, C., & Galloway, T. S. (2011). Microplastics as contaminants in the marine environment: a review. *Marine Pollution Bulletin*, 62(12), 2588-2597. doi:10.1016/j.marpolbul.2011.09.025
- Cole, M., Lindeque, P. K., Fileman, E., Clark, J., Lewis, C., Halsband, C., & Galloway, T. S. (2016). Microplastics Alter the Properties and Sinking Rates of Zooplankton Faecal Pellets. *Environmental Science & Technology*, 50(6), 3239-3246. doi:10.1021/acs.est.5b05905
- Collins, A., Coughlin, D., Miller, J., & Kirk, S. (2015). *The Production of Quick Scoping Reviews and Rapid Evidence Assessments: A How to Guide*. Joint Water Evidence Group.
- COMEST. (2005). *The Precautionary Principle. World Commission on the Ethics of Science Knowledge and Technology*. Paris: United Nations Educational, Scientific and Cultural Organisation. Retrieved from: <https://unesdoc.unesco.org/ark:/48223/pf0000139578>
- Connors, K. A., Dyer, S. D., & Belanger, S. E. (2017). Advancing the quality of environmental microplastic research. *Environmental Toxicology and Chemistry*, 36(7), 1697-1703. doi:10.1002/etc.3829
- Convery, F., McDonnell, S., & Ferreira, S. (2007). The most popular tax in Europe? Lessons from the Irish plastic bags levy. *Environmental and Resource Economics*, 38(1), 1-11. doi:10.1007/s10640-006-9059-2
- Cottle, S. (2009). Global Crises in the News: Staging New Wars, Disasters and Climate Change. *International Journal of Communication*, 3, 494-516.
- Cózar, A., Echevarría, F., González-Gordillo, J. I., Irigoien, X., Úbeda, B., Hernández-León, S., ... Duarte, C. M. (2014). Plastic debris in the open ocean. *Proceedings of the National Academy of Sciences of the USA*, 111(28), 10239. doi:10.1073/pnas.1314705111
- Cózar, A., Martí, E., Duarte, C. M., García-de-Lomas, J., van Sebille, E., Ballatore, T. J., ... Irigoien, X. (2017). The Arctic Ocean as a dead end for floating plastics in the North Atlantic branch of the Thermohaline Circulation. *Science Advances*, 3(4). doi:10.1126/sciadv.1600582

- Curran, J. (2010). THE FUTURE OF JOURNALISM. *Journalism Studies*, 11(4), 464-476. doi:10.1080/14616701003722444
- da Costa, J. P. (2018). Micro- and nanoplastics in the environment: Research and policymaking. *Current Opinion in Environmental Science & Health*, 1, 12-16. doi:10.1016/j.coesh.2017.11.002
- Dauvergne, P. (2018). The power of environmental norms: marine plastic pollution and the politics of microbeads. *Environmental Politics*, 27(4), 579-597. doi:10.1080/09644016.2018.1449090
- Dawson, A. L., Kawaguchi, S., King, C. K., Townsend, K. A., King, R., Huston, W. M., & Bengtson Nash, S. M. (2018). Turning microplastics into nanoplastics through digestive fragmentation by Antarctic krill. *Nature Communications*, 9(1), 1001-1001. doi:10.1038/s41467-018-03465-9
- de Groot, J., Abrahamse, W., & Jones, K. (2013). Persuasive Normative Messages: The Influence of Injunctive and Personal Norms on Using Free Plastic Bags. *Sustainability*, 5(5), 1829-1844. doi:10.3390/su5051829
- De Jong, E. R. (2018). Tort Law and Judicial Risk Regulation: Bipolar and Multipolar Risk Reasoning in Light of Tort Law's Regulatory Effects. *European Journal of Risk Regulation*, 9(1), 14-33. doi:10.1017/err.2017.75
- De Romph, T., & van Calster, G. (2018). REACH in a circular economy: The obstacles for plastics recyclers and regulators. *Review of European Comparative and International Environmental Law*, 27, 267-277. doi:10.1111/reel.12265
- de Sá, C. L., Luis, L. G., & Guilhermino, L. (2015). Effects of microplastics on juveniles of the common goby (*Pomatoschistus microps*): confusion with prey, reduction of the predatory performance and efficiency, and possible influence of developmental conditions. *Environmental Pollution*, 196, 359-362. doi:10.1016/j.envpol.2014.10.026
- de Sá, L. C., Oliveira, M., Ribeiro, F., Rocha, T. L., & Futter, M. N. (2018). Studies of the effects of microplastics on aquatic organisms: What do we know and where should we focus our efforts in the future? *Science of The Total Environment*, 645, 1029-1039. doi:10.1016/j.scitotenv.2018.07.207
- de Sadeleer, N. (2002). *Environmental Principles: From Political Slogans to Legal Rules*. Oxford: Oxford University Press.
- de Souza Machado, A. A., Lau, C. W., Till, J., Kloas, W., Lehmann, A., Becker, R., & Rillig, M. C. (2018). Impacts of Microplastics on the Soil Biophysical Environment. *Environmental Science & Technology*, 52(17), 9656-9665. doi:10.1021/acs.est.8b02212
- Dehghani, S., Moore, F., & Akhbarizadeh, R. (2017). Microplastic pollution in deposited urban dust, Tehran metropolis, Iran. *Environmental Science and Pollution Research International*, 24(25), 20360-20371. doi:10.1007/s11356-017-9674-1
- Desforges, J. P., Galbraith, M., & Ross, P. S. (2015). Ingestion of Microplastics by Zooplankton in the Northeast Pacific Ocean. *Archives of Environmental Contamination and Toxicology*, 69(3), 320-330. doi:10.1007/s00244-015-0172-5

- Devriese, L. I., De Witte, B., Vethaak, A. D., Hostens, K., & Leslie, H. A. (2017). Bioaccumulation of PCBs from microplastics in Norway lobster (*Nephrops norvegicus*): An experimental study. *Chemosphere*, 186, 10-16. doi:10.1016/j.chemosphere.2017.07.121
- DiBenedetto, M. H., Ouellette, N. T., & Koseff, J. R. (2018). Transport of anisotropic particles under waves. *Journal of Fluid Mechanics*, 837, 320-340. doi:10.1017/jfm.2017.853
- Diepens, N. J., & Koelmans, A. A. (2018). Accumulation of Plastic Debris and Associated Contaminants in Aquatic Food Webs. *Environmental Science & Technology*, 52(15), 8510-8520. doi:10.1021/acs.est.8b02515
- Dietz, T., Gardner, G. T., Gilligan, J., Stern, P. C., & Vandenberg, M. P. (2009). Household actions can provide a behavioural wedge to rapidly reduce US carbon emissions. *Proceedings of the National Academy of Sciences of the United States of America*, 106(44), 18452-18456. doi:10.1073/pnas.0908738106
- DiGiacomo, A., Wu, D. W. L., Lenkic, P., Fraser, B., Zhao, J., & Kingstone, A. (2018). Convenience improves composting and recycling rates in high-density residential buildings. *Journal of Environmental Planning and Management*, 61(2), 309-331. doi:10.1080/09640568.2017.1305332
- Dikgang, J., Leiman, A., & Visser, M. (2012). Elasticity of demand, price and time: lessons from South Africa's plastic-bag levy. *Applied Economics*, 44(26), 3339-3342. doi:10.1080/0036846.2011.572859
- Doyle, J. (2009). Climate Action and Environmental Activism: The Role of Environmental NGOs and Grassroots Movements in the Global Politics of Climate Change. In T. Boyce & J. Lewis (Eds.), *Climate Change and the Media*. New York: Peter Lang.
- Dris, R., Gasperi, J., Mirande, C., Mandin, C., Guerrouache, M., Langlois, V., & Tassin, B. (2017). A first overview of textile fibers, including microplastics, in indoor and outdoor environments. *Environmental Pollution*, 221, 453-458. doi:10.1016/j.envpol.2016.12.013
- Dris, R., Gasperi, J., Rocher, V., Saad, M., Renault, N., & Tassin, B. (2015). Microplastic contamination in an urban area: A case study in Greater Paris. *Environmental Chemistry*, 12(5), 592-599. doi:10.1071/EN14167
- Dris, R., Gasperi, J., Saad, M., Mirande, C., & Tassin, B. (2016). Synthetic fibers in atmospheric fallout: A source of microplastics in the environment? *Marine Pollution Bulletin*, 104(1-2), 290-293. doi:10.1016/j.marpolbul.2016.01.006
- Duis, K., & Coors, A. (2016). Microplastics in the aquatic and terrestrial environment: sources (with a specific focus on personal care products), fate and effects. *Environmental Sciences Europe*, 28(1), 2. doi:10.1186/s12302-015-0069-y
- Dupré, M., & Meineri, S. (2016). Increasing recycling through displaying feedback and social comparative feedback. *Journal of Environmental Psychology*, 48, 101-107. doi:10.1016/j.jenvp.2016.07.004

- Eerkes-Medrano, D., Thompson, R. C., & Aldridge, D. C. (2015). Microplastics in freshwater systems: A review of the emerging threats, identification of knowledge gaps and prioritisation of research needs. *Water Research*, 75(0), 63-82. doi:http://dx.doi.org/10.1016/j.watres.2015.02.012
- EFSA. (2014). Guidance on Expert Knowledge Elicitation in Food and Feed Safety Risk Assessment. *EFSA Journal*, 12(6). doi:10.2903/j.efsa.2014.3734
- EFSA. (2016). Statement on the presence of microplastics and nanoplastics in food, with particular focus on seafood. *EFSA Journal*, 14(6), 4501. doi:10.2903/j.efsa.2016.4501
- EFSA. (2017). Guidance on the use of the weight of evidence approach in scientific assessments. *EFSA Journal*, 15(8), 4971. doi:10.2903/j.efsa.2017.4971
- EFSA. (2018a). Guidance on Uncertainty Analysis in Scientific Assessments. *EFSA Journal*, 16(1), 5123. doi:10.2903/j.efsa.2018.5123
- EFSA. (2018b). Principles and methods behind EFSA's Guidance on Uncertainty Analysis in Scientific Assessment. Scientific Opinion. *EFSA Journal*, 16(1), 5122. doi:10.2903/j.efsa.2018.5122
- Eldridge, J. H., Meulbroek, J. A., Staas, J. K., Tice, T. R., & Gilley, R. M. (1989). Vaccine-containing biodegradable microspheres specifically enter the gut-associated lymphoid tissue following oral administration and induce a disseminated mucosal immune response. *Advances in Experimental Medicine and Biology*, 251, 191-202.
- Engler, R. E. (2012). The complex interaction between marine debris and toxic chemicals in the ocean. *Environmental Science & Technology*, 46(22), 12302-12315. doi:10.1021/es3027105
- Entman, R. M. (1993). Framing: Toward Clarification of a Fractured Paradigm. *Journal of Communication*, 43(4), 51-58. doi:10.1111/j.1460-2466.1993.tb01304
- Eriksen, M., Lebreton, L. C. M., Carson, H. S., Thiel, M., Moore, C. J., Borerro, J. C., ... Reisser, J. (2014). Plastic Pollution in the World's Oceans: More than 5 Trillion Plastic Pieces Weighing over 250,000 Tons Afloat at Sea. *PLOS ONE*, 9(12), e111913. doi:10.1371/journal.pone.0111913
- Eschenbacher, W. L., Kreiss, K., Lougheed, M. D., Pransky, G. S., Day, B., & Castellan, R. M. (1999). Nylon Flock-Associated Interstitial Lung Disease. *American Journal of Respiratory and Critical Care Medicine*, 159(6), 2003-2008. doi:10.1164/ajrccm.159.6.9808002
- Estahbanati, S., & Fahrenfeld, N. L. (2016). Influence of wastewater treatment plant discharges on microplastic concentrations in surface water. *Chemosphere*, 162, 277-284. doi:10.1016/j.chemosphere.2016.07.083
- European Commission. (2000). *Communication from the Commission on the precautionary principle*. Retrieved from: <https://eur-lex.europa.eu/legal-content/EN/TXT/?uri=celex%3A52000DC0001>

European Commission. (2008). *Annex Accompanying the document Commission Report to the Council and the European Parliament: The first phase of implementation of the Marine Strategy Framework Directive (2008/56/EC) - The European Commission's assessment and guidance* /* SWD/2014/049 final */. Retrieved from: <https://eur-lex.europa.eu/legal-content/EN/TXT/?uri=celex%3A52014SC0049>

European Commission. (2014). *Development of Guidance on Extended Producer Responsibility (EPR). Final Report: European Commission*. Retrieved from: http://ec.europa.eu/environment/archives/waste/eu_guidance/introduction.html

European Commission. (2017). *Marine litter from the fishing sector. "How is the fisheries sector using EU Funds to fight Marine litter?" Final Report*. Retrieved from: <https://webgate.ec.europa.eu/maritimeforum/en/node/4200>

European Commission. (2018a). *Report from the Commission to the European Parliament and the Council assessing Member States' programmes of measures under the Marine Strategy Framework Directive*. Retrieved from: <https://eur-lex.europa.eu/legal-content/EN/TXT/HTML/?uri=CELEX:52018SC0393&from=EN>

European Commission (2018b). *Proposal for a Directive of the European Parliament and of the Council on the reduction of the impact of certain plastic products on the environment*. Retrieved from <https://eur-lex.europa.eu/legal-content/en/ALL/?uri=CELEX%3A52018PC0340>

European Environment Agency. (2013). *Late lessons from early warnings: science, precaution, innovation*. Retrieved from: <https://www.eea.europa.eu/publications/late-lessons-2>

European Parliament. (2018). *EU strategy to cut plastic waste: more recycling, ban on micro-plastics*. Retrieved from: <http://www.europarl.europa.eu/news/en/headlines/society/20180830STO11347/eu-strategy-to-cut-plastic-waste-more-recycling-ban-on-micro-plastics>

European Union. (2006). *Regulation (EC) No 1907/2006 of the European Parliament and of the Council of 18 December 2006 concerning the Registration, Evaluation, Authorisation and Restriction of Chemicals (REACH), establishing a European Chemicals Agency, amending Directive 1999/45/EC and repealing Council Regulation (EEC) No 793/93 and Commission Regulation (EC) No 1488/94 as well as Council Directive 76/769/EEC and Commission Directives 91/155/EEC, 93/67/EEC, 93/105/EC and 2000/21/EC (Text with EEA relevance)*. Retrieved from: <http://data.europa.eu/eli/reg/2006/1907/2014-04-10>.

Evans, J. S., & Stanovich, K. E. (2013). Dual-Process Theories of Higher Cognition: Advancing the Debate. *Perspect Psychological Science*, 8(3), 223-241. doi:10.1177/1745691612460685

Evans, L., Maio, G. R., Corner, A., Hodgetts, C. J., Ahmed, S., & Hahn, U. (2013). Self-interest and pro-environmental behaviour. *Nature Climate Change*, 3(2), 122-125. doi:10.1038/nclimate1662

Everaert, G., Van Cauwenberghe, L., De Rijcke, M., Koelmans, A. A., Mees,

- J., Vandegehuchte, M., & Janssen, C. R. (2018). Risk assessment of microplastics in the ocean: Modelling approach and first conclusions. *Environmental Pollution*, 242, 1930-1938. doi:10.1016/j.envpol.2018.07.069
- Farrell, P., & Nelson, K. (2013). Trophic level transfer of microplastic: *Mytilus edulis* (L.) to *Carcinus maenas* (L.). *Environmental Pollution*, 177, 1-3. doi:10.1016/j.envpol.2013.01.046
- Finucane, M. L., Alhakami, A., Slovic, P., & Johnson, S. M. (2000). The affect heuristic in judgments of risks and benefits. *Journal of Behavioural Decision-Making*, 13(1), 1-17. doi:10.1002/(SICI)1099-0771(200001/03)13:1<1::AID-BDM333>3.0.CO;2-S
- Fischhoff, B. (1995). Risk Perception and Communication Unplugged: Twenty Years of Process1. *Risk Analysis*, 15(2), 137-145. doi:10.1111/j.1539-6924.1995.tb00308.x
- Fischhoff, B. (2013). The sciences of science communication. *Proceedings of the National Academy of Sciences*, 110(Supplement 3), 14033-14039. doi:10.1073/pnas.1213273110
- Fischhoff, B., & Davis, A. L. (2014). Communicating scientific uncertainty. *Proceedings of the National Academy of Sciences of the United States of America*, 111(Supplement 4), 13664-13671. doi:10.1073/pnas.1317504111
- Fisher, J. D., & Fisher, W. A. (1992). Changing AIDS-risk behaviour. *Psychology Bulletin*, 111(3), 455-474.
- Foekema, E. M., De Gruijter, C., Mergia, M. T., van Franeker, J. A., Murk, A. J., & Koelmans, A. A. (2013). Plastic in north sea fish. *Environmental Science & Technology*, 47(15), 8818-8824. doi:10.1021/es400931b
- Foley, C. J., Feiner, Z. S., Malinich, T. D., & Hook, T. O. (2018). A meta-analysis of the effects of exposure to microplastics on fish and aquatic invertebrates. *Science of the Total Environment*, 631-632, 550-559. doi:10.1016/j.scitotenv.2018.03.046
- Friedman, S. M., Dunwoody, S., & Rogers, C. L. (1999). *Communicating Uncertainty: Media Coverage of New and Controversial Science (Lea's Communication Series)*. Mahwah, NJ, US: Lawrence Erlbaum Associates Publishers.
- Fromme, H., Hilger, B., Kopp, E., Miserok, M., & Völkel, W. (2014). Polybrominated diphenyl ethers (PBDEs), hexabromocyclododecane (HBCD) and "novel" brominated flame retardants in house dust in Germany. *Environment International*, 64, 61-68. doi:http://dx.doi.org/10.1016/j.envint.2013.11.017
- Fuller, S., & Gautam, A. (2016). A Procedure for Measuring Microplastics using Pressurised Fluid Extraction. *Environmental Science & Technology*, 50(11), 5774-5780. doi:10.1021/acs.est.6b00816
- Funtowicz, S. O., & Ravetz, J. R. (1993). Science for the post-normal age. *Futures*, 25(7), 739-755. doi:10.1016/0016-3287(93)90022-L
- Gabrys, J., Pritchard, H., & Barratt, B. (2016). Just good enough data: Figuring data citizenships through air pollution sensing and data stories. *Big Data & Society*, 3(2). doi:10.1177/2053951716679677

- Galgani, F., Hanke, G., Werner, S., & De Vrees, L. (2013). Marine litter within the European Marine Strategy Framework Directive. *ICES Journal of Marine Science*, 70(6), 1055-1064. doi:10.1093/icesjms/fst122
- Gallo, F., Fossi, C., Weber, R., Santillo, D., Sousa, J., Ingram, I., ... Romano, D. (2018). Marine litter plastics and microplastics and their toxic chemicals components: the need for urgent preventive measures. *Environmental Sciences Europe*, 30(1), 13. doi:10.1186/s12302-018-0139-z
- Galloway, T. S., Cole, M., & Lewis, C. (2017). Interactions of microplastic debris throughout the marine ecosystem. *Nature Ecology and Evolution*, 1(5), 116. doi:10.1038/s41559-017-0116
- Galloway, T. S., Dogra, Y., Garrett, N., Rowe, D., Tyler, C. R., Moger, J., ... Wiench, K. (2017a). Ecotoxicological assessment of nanoparticle-containing acrylic copolymer dispersions in fairy shrimp and zebrafish embryos. *Environmental Science: Nano*, 4(10), 1981-1997. doi:10.1039/C7EN00385D
- Gamson, W. A., & Modigliani, A. (1989). Media Discourse and Public Opinion on Nuclear Power: A Constructionist Approach. *American Journal of Sociology*, 95(1), 1-37. doi:10.1086/229213
- Garnett, K., Van Calster, G., & Reins, L. (2018). Towards an innovation principle: an industry trump or shortening the odds on environmental protection? *Law, Innovation and Technology*, 10(1), 1-14. doi:10.1080/17579961.2018.1455023
- GCSA. (2018). Initial Statement by the Group of Chief Scientific Advisors (European Commission). *A Scientific Perspective on Microplastic Pollution and its Impacts*. doi:10.2777/087124. Retrieved from: https://ec.europa.eu/research/sam/pdf/topics/mp_statement_july-2018.pdf
- Geiser, M., Rothen-Rutishauser, B., Kapp, N., Schürch, S., Kreyling, W., Schulz, H., ... Gehr, P. (2005). Ultrafine Particles Cross Cellular Membranes by Nonphagocytic Mechanisms in Lungs and in Cultured Cells. *Environmental Health Perspectives*, 113(11), 1555-1560. doi:10.1289/ehp.8006
- Gelcich, S., Buckley, P., Pinnegar, J. K., Chilvers, J., Lorenzoni, I., Terry, G., ... Duarte, C. M. (2014). Public awareness, concerns, and priorities about anthropogenic impacts on marine environments. *Proceedings of the National Academy of Sciences*, 111(42), 15042-15047. doi:10.1073/pnas.1417344111
- Gerdes, Z., Hermann, M., Ogonowski, M., & Gorokhova, E. (2018). A serial dilution method for assessment of microplastic toxicity in suspension. *bioRxiv*. doi:10.1101/401331
- GESAMP. (2015). *Sources, fate and effects of microplastics in the marine environment: a global assessment (Kershaw, P. J., ed.)*. IMO/FAO/UNESCO-IOC/UNIDO/WMO/IAEA/UN/UNEP/UNDP Joint group of experts on the scientific aspects of marine environmental protection. *Reports and studies GESAMP* 93:96.
- Gigault, J., Halle, A. T., Baudrimont, M., Pascal, P. Y., Gauffre, F., Phi, T. L., ... Reynaud, S. (2018). Current opinion: What is a

- nanoplastic? *Environmental Pollution*, 235, 1030-1034. doi:10.1016/j.envpol.2018.01.024
- Gillman, E., Chopin, F., Suuronen, P., & Kuemlangan, B. (2016). *FAO Fisheries and Aquaculture Technical Paper. Abandoned, lost or otherwise discarded gillnets and trammel nets. Methods to estimate ghost fishing mortality, and the status of regional monitoring and management*. Rome: Food and Agriculture Organisation of the United Nations. Retrieved from: <http://www.fao.org/3/a-i5051e.pdf>
- Gitlin, T. (1980). *The Whole World is Watching: Mass Media in the Making and Unmaking of the New Left*. Berkeley: The University of California Press.
- Gluckman, P. (2014). Policy: The art of science advice to government. *Nature*, 507(7491), 163-165.
- Goldstein, M. C., Rosenberg, M., & Cheng, L. (2012). Increased oceanic microplastic debris enhances oviposition in an endemic pelagic insect. *Biology letters*, 8(5), 817-820. doi:10.1098/rsbl.2012.0298
- Goodman, M. K., Littler, J., Brockington, D., & Boykoff, M. (2016). Spectacular environmentalisms: media, knowledge and the framing of ecological politics. *Environmental Communication*, 10(6), 677-688. doi:10.1080/17524032.2016.1219489
- Gouin, T., Roche, N., Lohmann, R., & Hodges, G. (2011). A thermodynamic approach for assessing the environmental exposure of chemicals absorbed to microplastic. *Environmental Science & Technology*, 45(4), 1466-1472. doi:10.1021/es1032025
- Government of Canada. (2018). *Microbeads in Toiletries Regulations*. Retrieved from: <https://laws-lois.justice.gc.ca/PDF/SOR-2017-111.pdf>
- Green, D. S. (2016). Effects of microplastics on European flat oysters, *Ostrea edulis* and their associated benthic communities. *Environmental Pollution*, 216, 95-103. doi:10.1016/j.envpol.2016.05.043
- Greenpeace. (2016). *Microbeads Poll Executive Summary*.
- Gruszczynski, L. (2013). Standard of Review of health and environmental regulations by WTO Panels. In G. Van Calster & D. Prévost (Eds.), *Research Handbook on environment, health and the WTO* (pp. 731-760). Cheltenham: Edward Elgar.
- Guagnano, G. A., Stern, P. C., & Dietz, T. (1995). Influences on Attitude-Behaviour Relationships: A Natural Experiment with Curbside Recycling. *Environment and Behaviour*, 27(5), 699-718. doi:10.1177/0013916595275005
- Hann, S., Ettliger, S., Gibbs, A., Hogg, D., & Ledingham, B. (2017). *Study to provide information supplementing the study on the impact of the use of 'oxo-degradable' plastic on the environment. Final Report for DG Environment of the European Commission*. Retrieved from: <https://publications.europa.eu/en/publication-detail/-/publication/ab9d2024-2fca-11e7-9412-01aa75ed71a1>
- Hansen, A. (2011). Communication, media and environment: Towards reconnecting

- research on the production, content and social implications of environmental communication. *International Communication Gazette*, 73(1-2), 7-25. doi:10.1177/1748048510386739
- Hansen, A. (2016). The changing uses of accuracy in science communication. *SAGE Journals*, 25(7), 760-774. doi:10.1177/0963662516636303
- Hansen, A. (2018). *Environment, Media and Communication*. London: Routledge.
- Hanvey, J. S., Lewis, P. J., Lavers, J. L., Crosbie, N. D., Pozo, K., & Clarke, B. O. (2017). A review of analytical techniques for quantifying microplastics in sediments. *Analytical Methods*, 9(9), 1369-1383. doi:10.1039/C6AY02707E
- Happer, C., & Philo, G. (2015). New approaches to understanding the role of the news media in the formation of public attitudes and behaviours on climate change. *European Journal of Communication*, 31(2), 136-151. doi:10.1177/0267323115612213
- Hardesty, B. D., Harari, J., Isobe, A., Lebreton, L., Maximenko, N., Potemra, J., ... Wilcox, C. (2017). Using Numerical Model Simulations to Improve the Understanding of Micro-plastic Distribution and Pathways in the Marine Environment. *Frontiers in Marine Science*, 4(30). doi:10.3389/fmars.2017.00030
- Harrison, R. M., Jones, A. M., Gietl, J., Yin, J., & Green, D. C. (2012). Estimation of the Contributions of Brake Dust, Tire Wear, and Resuspension to Nonexhaust Traffic Particles Derived from Atmospheric Measurements. *Environmental Science & Technology*, 46(12), 6523-6529. doi:10.1021/es300894r
- Hartley, B. L., Pahl, S., Holland, M., Alampei, I., Veiga, J. M., & Thompson, R. C. (2018). Turning the tide on trash: Empowering European educators and school students to tackle marine litter. *Marine Policy*, 96, 227-234. doi:10.1016/j.marpol.2018.02.002
- Hartley, B. L., Pahl, S., Veiga, J., Vlachogianni, T., Vasconcelos, L., Maes, T., ... Thompson, R. C. (2018a). Exploring public views on marine litter in Europe: Perceived causes, consequences and pathways to change. *Marine Pollution Bulletin*, 133, 945-955. doi:10.1016/j.marpolbul.2018.05.061
- Harvey, J.S., Lewis, P.J., Lavers, J.L., Crosbie, N.D., Pozo, K., Clarke, B.O. (2017). A review of analytical techniques for quantifying microplastics in sediments. *Analytical Methods*, 9, 1369-1383.
- Henderson, L., & Hilton, S. (2018). The media and public health: where next for critical analysis? *Critical Public Health*, 28(4), 373-376. doi:10.1080/09581596.2018.1482663
- Henderson, L., & Kitzinger, J. (1999). The human drama of genetics: 'hard' and 'soft' media representations of inherited breast cancer. *Sociology of Health and Illness*, 21(5), 560-578. doi:10.1111/1467-9566.00173
- Hermabessiere, L., Dehaut, A., Paul-Pont, I., Lacroix, C., Jezequel, R., Soudant, P., & Duflos, G. (2017). Occurrence and effects of plastic additives on marine environments and organisms: A review. *Chemosphere*, 182, 781-793. doi:10.1016/j.chemosphere.2017.05.096

- Hermesen, E., Mintenig, S. M., Besseling, E., & Koelmans, A. A. (2018). Quality Criteria for the Analysis of Microplastic in Biota Samples: A Critical Review. *Environmental Science & Technology*, 52(18), 10230-10240. doi:10.1021/acs.est.8b01611
- Herzke, D., Anker-Nilssen, T., Nost, T. H., Gotsch, A., Christensen-Dalsgaard, S., Langset, M., ... Koelmans, A. A. (2016). Negligible Impact of Ingested Microplastics on Tissue Concentrations of Persistent Organic Pollutants in Northern Fulmars off Coastal Norway. *Environmental Science & Technology*, 50(4), 1924-1933. doi:10.1021/acs.est.5b04663
- Hidalgo-Ruz, V., & Thiel, M. (2013). Distribution and abundance of small plastic debris on beaches in the SE Pacific (Chile): A study supported by a citizen science project. *Marine Environmental Research*, 87-88, 12-18. doi:10.1016/j.marenvres.2013.02.015
- Hilgartner, S., & Bosk, C. L. (1988). The Rise and Fall of Social Problems: A Public Arenas Model. *American Journal of Sociology*, 94(1), 53-78. doi:10.1086/228951
- Hinchcliffe, S., Bingham, N., Allen, J & Carter, S. (2016). *Pathological Lives: Disease, Space and Biopolitics*. Chichester: John Wiley & Sons.
- Hofmann, W., Wisneski, D. C., Brandt, M. J., & Skitka, L. J. (2014). Morality in everyday life. *Science*, 345(6202), 1340-1343. doi:10.1126/science.1251560
- Hornsey, M. J., Harris, E. A., Bain, P. G., & Fielding, K. S. (2016). Meta-analyses of the determinants and outcomes of belief in climate change. *Nature Climate Change*, 6, 622. doi:10.1038/nclimate2943
- Horton, A. A., Vijver, M. G., Lahive, E., Spurgeon, D. J., Svendsen, C., Heutink, R., ... Baas, J. (2018). Acute toxicity of organic pesticides to *Daphnia magna* is unchanged by co-exposure to polystyrene microplastics. *Ecotoxicology & Environmental Safety*, 166, 26-34. doi:10.1016/j.ecoenv.2018.09.052
- Horton, A. A., Walton, A., Spurgeon, D. J., Lahive, E., & Svendsen, C. (2017). Microplastics in freshwater and terrestrial environments: Evaluating the current understanding to identify the knowledge gaps and future research priorities. *Science of the Total Environment*, 586, 127-141. doi:10.1016/j.scitotenv.2017.01.190
- Huerta Lwanga, E., Gertsen, H., Gooren, H., Peters, P., Salanki, T., van der Ploeg, M., ... Geissen, V. (2016). Microplastics in the Terrestrial Ecosystem: Implications for *Lumbricus terrestris* (Oligochaeta, Lumbricidae). *Environmental Science & Technology*, 50(5), 2685-2691. doi:10.1021/acs.est.5b05478
- Huerta Lwanga, E., Mendoza Vega, J., Ku Quej, V., Chi, J. L. A., Sanchez Del Cid, L., Chi, C., ... Geissen, V. (2017). Field evidence for transfer of plastic debris along a terrestrial food chain. *Scientific Reports*, 7(1), 14071. doi:10.1038/s41598-017-14588-2
- Huerta Lwanga, E., Thapa, B., Yang, X., Gertsen, H., Salanki, T., Geissen, V., & Garbeva, P. (2018). Decay of low-density polyethylene by bacteria extracted from earthworm's guts: A potential for soil restoration. *Science of the Total*

- Environment*, 624, 753-757. doi:10.1016/j.scitotenv.2017.12.144
- Hurley, R. R., Lusher, A. L., Olsen, M., & Nizzetto, L. (2018). Validation of a Method for Extracting Microplastics from Complex, Organic-Rich, Environmental Matrices. *Environmental Science & Technology*, 52(13), 7409-7417. doi:10.1021/acs.est.8b01517
- Hurley, R. R., Woodward, J. C., & Rothwell, J. J. (2018). Microplastic contamination of river beds significantly reduced by catchment-wide flooding. *Nature Geoscience*, 11(4), 251-257. doi:10.1038/s41561-018-0080-1
- Husain, M., Wu, D., Saber, A. T., Decan, N., Jacobsen, N. R., Williams, A., ... Halappanavar, S. (2015). Intratracheally instilled titanium dioxide nanoparticles translocate to heart and liver and activate complement cascade in the heart of C57BL/6 mice. *Nanotoxicology*, 9(8), 1013-1022. doi:10.3109/17435390.2014.996192
- International Union of Pure & Applied Chemistry (2018). What are polymers? Retrieved from: <https://iupac.org/polymer-edu/what-are-polymers/>
- Irwin, A., & Wynne, B. (1996). *Misunderstanding Science?: The Public Reconstruction of Science and Technology*. Cambridge: Cambridge University Press.
- Iwasaki, S., Isobe, A., Kako, S. i., Uchida, K., & Tokai, T. (2017). Fate of microplastics and mesoplastics carried by surface currents and wind waves: A numerical model approach in the Sea of Japan. *Marine Pollution Bulletin*, 121(1), 85-96. doi:10.1016/j.marpolbul.2017.05.057
- Jahnke, A., Arp, H. P. H., Escher, B. I., Gewert, B., Gorokhova, E., Kühnel, D., ... MacLeod, M. (2017). Reducing Uncertainty and Confronting Ignorance about the Possible Impacts of Weathering Plastic in the Marine Environment. *Environmental Science & Technology Letters*, 4(3), 85-90. doi:10.1021/acs.estlett.7b00008
- Jeffreys, E. (2016). Translocal celebrity activism: shark-protection campaigns in mainland China. *Environmental Communication*, 10(6), 763-776. doi:10.1080/17524032.2016.1198822
- Jemec Kokalj, A., Horvat, P., Skalar, T., & Krzan, A. (2018). Plastic bag and facial cleanser derived microplastic do not affect feeding behaviour and energy reserves of terrestrial isopods. *Science of the Total Environment*, 615, 761-766. doi:10.1016/j.scitotenv.2017.10.020
- Johnson, E. J., & Goldstein, D. (2003). Do Defaults Save Lives? *Science*, 302(5649), 1338-1339. doi:10.1126/science.1091721
- Jones, J., Aslan, A., Trivedi, R., Olivas, M., & Hoffmann, M. (2018). Data on the risk perceptions of beach water safety in coastal Georgia. *Data in Brief*, 19, 312-316. doi:10.1016/j.dib.2018.04.113
- Juliano, C., & Magrini, A. G. (2017). Cosmetic Ingredients as Emerging Pollutants of Environmental and Health Concern. A *Mini-Review*. *Cosmetics*, 4(2). doi:10.3390/cosmetics4020011

- Kacprzak, M., Neczaj, E., Fijalkowski, K., Grobelak, A., Grosser, A., Worwag, M., ... Singh, B. R. (2017). Sewage sludge disposal strategies for sustainable development. *Environmental Research*, 156, 39-46. doi:10.1016/j.envres.2017.03.010
- Kahneman, D., Slovic, P., & Tversky, A. (1982). *Judgment Under Uncertainty: Heuristics and Biases* (Vol. 36): Cambridge University Press.
- Kahneman, D., & Tversky, A. (2012). Prospect Theory: An Analysis of Decision Under Risk. In *Handbook of the Fundamentals of Financial Decision-making* (Vol. 4, pp. 99-127): WORLD SCIENTIFIC.
- Kaiser, M. (2015). Aquaculture and the precautionary principle in the New Zealand Supreme Court. In E. Dumitras, I. M. Jitea, & S. Aerts (Eds.), *Know your food: food ethics and innovation* (pp. 48-54). Wageningen: Wageningen Academic Publishers.
- Kalčíková, G., Žgajnar Gotvajn, A., Kladnik, A., & Jemec, A. (2017). Impact of polyethylene microbeads on the floating freshwater plant duckweed *Lemna minor*. *Environmental Pollution*, 230, 1108-1115. doi:10.1016/j.envpol.2017.07.050
- Karpf, A. (1988). *Doctoring the Media: Reporting of Health and Medicine*. London: Routledge.
- Kasperson, R. E., Renn, O., Slovic, P., Brown, H. S., Emel, J., Goble, R., ... Ratick, S. (1988). The Social Amplification of Risk: A Conceptual Framework. *Risk Analysis*, 8(2), 177-187. doi:10.1111/j.1539-6924.1988.tb01168.x
- Kawecki, D., Scheeder, P. R. W., & Nowack, B. (2018). Probabilistic Material Flow Analysis of Seven Commodity Plastics in Europe. *Environmental Science & Technology*, 52(17), 9874-9888. doi:10.1021/acs.est.8b01513
- Keizer, K., Lindenberg, S., & Steg, L. (2008). *The spreading of disorder*. *Science*, 322(5908), 1681-1685. doi:10.1126/science.1161405
- Keren, G., & Gerritsen, L. E. M. (1999). On the robustness and possible accounts of ambiguity aversion. *Acta Psychologica*, 103(1), 149-172. doi:10.1016/S0001-6918(99)00034-7
- Kinchy, A., & Perry, S. (2012). Can Volunteers Pick Up the Slack? Efforts to Remedy Knowledge Gaps About the Watershed Impacts of Marcellus Shale Gas Development. *Duke Environmental Law & Policy Forum*, 22(2).
- King, B. (2013). Fame attack: the inflation of celebrity and its consequences. *Celebrity Studies*, 4(2), 262-264. doi:10.1080/19392397.2013.791060
- Kirstein, I. V., Kirmizi, S., Wichels, A., Garin-Fernandez, A., Erler, R., Loder, M., & Gerdts, G. (2016). Dangerous hitchhikers? Evidence for potentially pathogenic *Vibrio* spp. on microplastic particles. *Marine Environmental Research*, 120, 1-8. doi:10.1016/j.marenvres.2016.07.004
- Kleinteich, J., Seidensticker, S., Marggrander, N., & Zarfl, C. (2018). Microplastics Reduce Short-Term Effects of Environmental Contaminants. Part II: Polyethylene Particles Decrease the Effect of Polycyclic Aromatic Hydrocarbons on Microorganisms. *International journal of environmental*

- research and public health*, 15(2), 287. doi:10.3390/ijerph15020287
- Koelmans, A. A., Bakir, A., Burton, G. A., & Janssen, C. R. (2016). Microplastic as a Vector for Chemicals in the Aquatic Environment: Critical Review and Model-Supported Reinterpretation of Empirical Studies. *Environmental Science & Technology*, 50(7), 3315-3326. doi:10.1021/acs.est.5b06069
- Koelmans, A. A., Besseling, E., Foekema, E., Kooi, M., Mintenig, S., Ossendorp, B. C., ... Scheffer, M. (2017a). Risks of Plastic Debris: Unravelling Fact, Opinion, Perception, and Belief. *Environmental Science & Technology*, 51(20), 11513-11519. doi:10.1021/acs.est.7b02219
- Koelmans, A. A., Besseling, E., & Foekema, E. M. (2014). Leaching of plastic additives to marine organisms. *Environmental Pollution*, 187, 49-54. doi:10.1016/j.envpol.2013.12.013
- Koelmans, A. A., Besseling, E., & Shim, W. J. (2015). Nanoplastics in the Aquatic Environment. Critical Review. In M. Bergmann, L. Gutow, & M. Klages (Eds.), *Marine Anthropogenic Litter* (pp. 325-340). Cham: Springer International Publishing.
- Koelmans, A. A., Besseling, E., Wegner, A., & Foekema, E. M. (2013). Plastic as a carrier of POPs to aquatic organisms: a model analysis. *Environmental Science & Technology*, 47(14), 7812-7820. doi:10.1021/es401169n
- Koelmans, A. A., Kooi, M., Lavender Law, K., & van Sebille, E. (2017b). All is not lost: deriving a top-down mass budget of plastic at sea. *Environmental Research Letters*, 12(11), 114028. doi:10.1088/1748-9326/aa9500
- Koelmans, A. A., Mohamed Nor, N. H., Hermesen, E., Kooi, M., Mintenig, S. M., & De France, J. (Submitted). Microplastics in Freshwater and Drinking Water: Critical Review and Assessment of Data Quality. *Water Research*.
- Kole, P. J., Lohr, A. J., Van Belleghem, F., & Ragas, A. M. J. (2017). Wear and Tear of Tyres: A Stealthy Source of Microplastics in the Environment. *International journal of environmental research and public health*, 14(10). doi:10.3390/ijerph14101265
- Kollmuss, A., & Agyeman, J. (2002). Mind the Gap: Why do people act environmentally and what are the barriers to pro-environmental behaviour? *Environmental Education Research*, 8(3), 239-260. doi:10.1080/13504620220145401
- Koo, J. (2006). *Polymer Nanocomposites. Processing, Characterisation and Applications*. New York: McGraw-Hill.
- Kooi, M., Besseling, E., Kroeze, C., van Wezel, A. P., & Koelmans, A. A. (2017a). Modelling the Fate and Transport of Plastic Debris in Freshwaters: Review and Guidance. In M. Wagner & S. Lambert (Eds.), *Freshwater Microplastics : Emerging Environmental Contaminants?* (pp. 125-152). Cham: Springer International Publishing.
- Kooi, M., Nes, E. H. V., Scheffer, M., & Koelmans, A. A. (2017b). Ups and Downs in the Ocean: Effects of Biofouling on Vertical Transport of Microplastics. *Environmental*

- Science & Technology*, 51(14), 7963-7971.
doi:10.1021/acs.est.6b04702
- Kooi, M., Reisser, J., Slat, B., Ferrari, F. F., Schmid, M. S., Cunsolo, S., ... Koelmans, A. A. (2016). The effect of particle properties on the depth profile of buoyant plastics in the ocean. *Scientific Reports*, 6, 33882. doi:10.1038/srep33882
- Kosuth, M., Mason, S. A., & Wattenberg, E. V. (2018). Anthropogenic contamination of tap water, beer, and sea salt. *PLOS ONE*, 13(4), e0194970. doi:10.1371/journal.pone.0194970
- Kramm, J., Volker, C., & Wagner, M. (2018). Superficial or Substantial: Why Care about Microplastics in the Anthropocene? *Environmental Science & Technology*, 52(6), 3336-3337. doi:10.1021/acs.est.8b00790
- Kraus, N., Malmfors, T., & Slovic, P. (1992). Intuitive Toxicology: Expert and Lay Judgments of Chemical Risks. *Risk Analysis*, 12(2), 215-232. doi:10.1111/j.1539-6924.1992.tb00669.x
- Kremer, A. M., Pal, T. M., Boleij, J. S., Schouten, J. P., & Rijcken, B. (1994). Airway hyper-responsiveness and the prevalence of work-related symptoms in workers exposed to irritants. *Occupational and Environmental Medicine*, 51(1), 3-13.
- Kroon, F., Motti, C., Talbot, S., Sobral, P., & Puotinen, M. (2018). A workflow for improving estimates of microplastic contamination in marine waters: A case study from North-Western Australia. *Environmental Pollution*, 238, 26-38. doi:10.1016/j.envpol.2018.03.010
- Kühn, S., Bravo Rebolledo, E. L., & van Franeker, J. A. (2015). Deleterious Effects of Litter on Marine Life. *Marine Anthropogenic Litter*. doi:10.1007/978-3-319-16510-3_4
- Lambert, S., Scherer, C., & Wagner, M. (2017). Ecotoxicity testing of microplastics: Considering the heterogeneity of physicochemical properties. *Integrated Environmental Assessment and Management*, 13(3), 470-475. doi:10.1002/ieam.1901
- Lambert, S., & Wagner, M. (2017). Environmental performance of bio-based and biodegradable plastics: the road ahead. *Chemical Society Reviews*, 46(22), 6855-6871. doi:10.1039/c7cs00149e
- Law, B. D., Bunn, W. B., & Hesterberg, T. W. (1990). Solubility of Polymeric Organic Fibers and Manmade Vitreous Fibers in Gambles Solution. *Inhalation Toxicology*, 2(4), 321-339. doi:10.3109/08958379009145261
- Law, K., & Thompson, R. (2014). Microplastics in the seas. *Science*, 345(6193), 144-145. doi:10.1126/science.1254065.
- Lebreton, L., Slat, B., Ferrari, F., Sainte-Rose, B., Aitken, J., Marthouse, R., ... Reisser, J. (2018). Evidence that the Great Pacific Garbage Patch is rapidly accumulating plastic. *Scientific Reports*, 8(1), 4666. doi:10.1038/s41598-018-22939-w
- Lebreton, L. C. M., van der Zwet, J., Damsteeg, J. W., Slat, B., Andrady, A., & Reisser, J. (2017). River plastic emissions to the world's oceans. *Nature Communications*, 8, 15611. doi:10.1038/ncomms15611
- Lenz, R., Enders, K., & Nielsen, T. G. (2016). Microplastic exposure studies should be

- environmentally realistic. *Proceedings of the National Academy of Sciences of the United States of America*, 113(29), E4121-E4122. doi:10.1073/pnas.1606615113
- Li, J., Liu, H., & Paul Chen, J. (2018). Microplastics in freshwater systems: A review on occurrence, environmental effects, and methods for microplastics detection. *Water Research*, 137, 362-374. doi:10.1016/j.watres.2017.12.056
- Linares, V., Bellés, M., & Domingo, J. L. (2015). Human exposure to PBDE and critical evaluation of health hazards. *Archives of Toxicology*, 89(3), 335-356. doi:10.1007/s00204-015-1457-1
- Lindenberg, S., & Steg, L. (2007). Normative, Gain and Hedonic Goal Frames Guiding Environmental Behaviour. *Journal of Social Issues*, 63(1), 117-137. doi:10.1111/j.1540-4560.2007.00499.x
- Lithner, D., Larsson, A., & Dave, G. (2011). Environmental and health hazard ranking and assessment of plastic polymers based on chemical composition. *Science of the Total Environment*, 409(18), 3309-3324. doi:10.1016/j.scitotenv.2011.04.038
- Lofthouse, V. A., Bhamra, T. A., & Trimmingham, R. L. (2009). Investigating customer perceptions of refillable packaging and assessing business drivers and barriers to their use. *Packaging, Technology and Science*, 22(6), 335-348. doi:10.1002/pts.857
- Lohmann, R. (2017). Microplastics are not important for the cycling and bioaccumulation of organic pollutants in the oceans-but should microplastics be considered POPs themselves? *Integrated Environmental Assessment and Management*, 13(3), 460-465. doi:10.1002/ieam.1914
- Lots, F. A. E., Behrens, P., Vijver, M. G., Horton, A. A., & Bosker, T. (2017). A large-scale investigation of microplastic contamination: Abundance and characteristics of microplastics in European beach sediment. *Marine Pollution Bulletin*, 123(1), 219-226. doi:10.1016/j.marpolbul.2017.08.057
- Lotze, H. K., Guest, H., O'Leary, J., Tuda, A., & Wallace, D. (2018). Public perceptions of marine threats and protection from around the world. *Ocean & Coastal Management*, 152: 14-22. doi:10.1016/j.ocecoaman.2017.11.004.
- Lusher, A. L. (2015). Microplastics in the Marine Environment: Distribution, Interactions and Effects. In M. Bergmann, L. Gutow, & M. Klages (Eds.), *Marine Anthropogenic Litter* (pp. 245-307). Cham: Springer International Publishing.
- Lusher, A. L., Hollman, P. C. H., & Mendoza-Hill, J. J. (2017). *Microplastics in fisheries and aquaculture: Status of knowledge on their occurrence and implications for aquatic organisms and food safety*. *FAO Fisheries and Aquaculture Technical Paper*. No.615.
- Lusher, A. L., McHugh, M., & Thompson, R. C. (2013). Occurrence of microplastics in the gastrointestinal tract of pelagic and demersal fish from the English Channel. *Marine Pollution Bulletin*, 67(1-2), 94-99. doi:10.1016/j.marpolbul.2012.11.028
- Maes, C., Blanke, B., & Martinez, E. (2016). Origin and fate of surface drift in the

- oceanic convergence zones of the eastern Pacific. *Geophysical Research Letters*, 43(7), 3398-3405. doi:10.1002/2016GL068217
- Mah, A. (2017). Environmental justice in the age of big data: challenging toxic blind spots of voice, speed, and expertise. *Environmental Sociology*, 3(2), 122-133. doi:10.1080/23251042.2016.1220849
- Mahon, A. M., O'Connell, B., Healy, M. G., O'Connor, I., Officer, R., Nash, R., & Morrison, L. (2017). Microplastics in Sewage Sludge: Effects of Treatment. *Environmental Science & Technology*, 51(2), 810-818. doi:10.1021/acs.est.6b04048
- Maltby, L. (2006). Environmental Risk Assessment. In R. E. Hester & R. M. Harrison (Eds.), *Chemicals in the Environment: Assessing and Managing Risk*. Cambridge: Royal Society of Chemistry.
- Marine Conservation Society. (2018). Beachwatch. The UK's biggest beach clean up and survey. Retrieved from <https://www.mcsuk.org/beachwatch/>
- Marteau, T. M., Kidd, J., Cook, R., Michie, S., Johnston, M., Slack, J., & Shaw, R. W. (1991). Perceived risk not actual risk predicts uptake of amniocentesis. *British Journal of Obstetrics & Gynaecology*, 98(3), 282-286.
- Martinez-Gomez, C., Leon, V. M., Calles, S., Gomariz-Olcina, M., & Vethaak, A. D. (2017). The adverse effects of virgin microplastics on the fertilisation and larval development of sea urchins. *Marine Environmental Research*, 130, 69-76. doi:10.1016/j.marenvres.2017.06.016
- Martinho, G., Balaia, N., & Pires, A. (2017). The Portuguese plastic carrier bag tax: The effects on consumers' behaviour. *Waste Manag*, 61, 3-12. doi:10.1016/j.wasman.2017.01.023
- Mason, S. A., Garneau, D., Sutton, R., Chu, Y., Ehmann, K., Barnes, J., ... Rogers, D. L. (2016). Microplastic pollution is widely detected in US municipal wastewater treatment plant effluent. *Environmental Pollution*, 218, 1045-1054. doi:10.1016/j.envpol.2016.08.056
- Mason, S. A., Welch, V. G., & Neratko, J. (2018). Synthetic Polymer Contamination in Bottled Water. *Frontiers in Chemistry*, 6, 407. doi:10.3389/fchem.2018.00407
- Massarutto, A. (2014). The long and winding road to resource efficiency – An interdisciplinary perspective on extended producer responsibility. *Resources, Conservation & Recycling*, 85, 11-21. doi: 10.1016/j.resconrec.2013.11.005
- Mastrandrea, M. D., Field, C. B., Stocker, T. F., Edenhofer, O., Ebi, K. L., Frame, D. J. (2010). *Guidance note for Lead Authors of the IPCC Fifth Assessment Report on Consistent Treatment of Uncertainties*. Intergovernmental Panel on Climate Change. Retrieved from: <https://climate-adapt.eea.europa.eu/metadata/guidances/guidance-note-for-lead-authors-of-the-ipcc-fifth-assessment-report-on-consistent-treatment-of-uncertainties>
- Mattsson, K., Johnson, E. V., Malmendal, A., Linse, S., Hansson, L. A., & Cedervall, T. (2017). Brain damage and behavioural disorders in fish induced by plastic nanoparticles delivered through the

- food chain. *Scientific Reports*, 7(1), 11452. doi:10.1038/s41598-017-10813-0
- McCombs, M. E., Shaw, D. L., & Weaver, D. H. (1997). *Communication and democracy: Exploring the intellectual frontiers in agenda-setting theory*. Mahwah, NJ: Lawrence Erlbaum Associates.
- McCormick, A., Hoellein, T., G. London, M., Hittie, J., Scott, J., & Kelly, J. (2016). Microplastic in surface waters of urban rivers: Concentration, sources, and associated bacterial assemblages. *Ecosphere*, 7. doi:10.1002/ecs2.1556
- McCormick, A., Hoellein, T. J., Mason, S. A., Schlupe, J., & Kelly, J. J. (2014). Microplastic is an Abundant and Distinct Microbial Habitat in an Urban River. *Environmental Science & Technology*, 48(20), 11863-11871. doi:10.1021/es503610r
- McDaniels, T., Axelrod, L. J., & Slovic, P. (1995). Characterising perception of ecological risk. *Risk Analysis*, 15(5), 575-588. doi:10.1111/j.1539-6924.1995.tb00754.x
- McElearney, R., & Warmington, J. (2015). *ZeroWasteScotland. Carrier Bag Charge. One year on*. Scotland: Ricardo Energy and Environment.
- McKenzie-Mohr, D. (2002). New Ways to Promote Proenvironmental Behaviour: Promoting Sustainable Behaviour: An Introduction to Community-Based Social Marketing. *Journal of Social Issues*, 56(3), 543-554. doi:10.1111/0022-4537.00183
- Ministry of Environment and Food of Denmark. (2018). *Plastikhandlingsplan*. Retrieved from: <https://mfvm.dk/miljoe/plastikhandlingsplan/>
- Mintenig, S. M., Int-Veen, I., Loder, M. G. J., Primpke, S., & Gerdts, G. (2017). Identification of microplastic in effluents of waste water treatment plants using focal plane array-based micro-Fourier-transform infrared imaging. *Water Research*, 108, 365-372. doi:10.1016/j.watres.2016.11.015
- Mintenig, S. M., Loder, M. G. J., Primpke, S., & Gerdts, G. (2019). Low numbers of microplastics detected in drinking water from ground water sources. *Science of the Total Environment*, 648, 631-635. doi:10.1016/j.scitotenv.2018.08.178
- Morgan, M. G. (2014). Use (and abuse) of expert elicitation in support of decision-making for public policy. *Proceedings of the National Academy of Sciences*. 111(20), 7176-7184. doi:10.1073/pnas.1319946111
- Mourgkogiannis, N., Kalavrouziotis, I. K., & Karapanagioti, H. K. (2018). Questionnaire-based survey to managers of 101 wastewater treatment plants in Greece confirms their potential as plastic marine litter sources. *Marine Pollution Bulletin*, 133, 822-827. doi:10.1016/j.marpolbul.2018.06.044
- Murphy, F., Ewins, C., Carbonnier, F., & Quinn, B. (2016). Wastewater treatment works (WwTW) as a source of microplastics in the aquatic environment. *Environmental Science & Technology*, 50(11), 5800-5808. doi:10.1021/acs.est.5b05416
- Murphy, J. (2003). *Additives for Plastics Handbook*. Second Edition. Oxford/ New York: Elsevier Advanced Technology.

- Napper, I. E., & Thompson, R. C. (2016). Release of synthetic microplastic plastic fibres from domestic washing machines: Effects of fabric type and washing conditions. *Marine Pollution Bulletin*, 112(1-2), 39-45. doi:10.1016/j.marpolbul.2016.09.025
- Nash, N., Whitmarsh, L., Capstick, S., Hargreaves, T., Poortinga, W., Thomas, G., ... Xenias, D. (2017). Climate-relevant behavioural spillover and the potential contribution of social practice theory. *WIREs Climate Change*, 8(6), e481. doi:10.1002/wcc.481
- National Geographic. (2018). How India's Fishermen Turn Ocean Plastic Into Roads. Retrieved from: <https://news.nationalgeographic.com/2018/05/fishermen-kerala-india-recycle-plastic-pollution-culture/>
- Nelkin, D. (1995). *Selling science: how the press covers science and technology*. New York: W.H. Freeman.
- Nelms, S. E., Galloway, T. S., Godley, B. J., Jarvis, D. S., & Lindeque, P. K. (2018). Investigating microplastic trophic transfer in marine top predators. *Environmental Pollution*, 238, 999-1007. doi:10.1016/j.envpol.2018.02.016
- Newman, S., Watkins, E., Farmer, A., Brink, P., & Schweitzer, J. (2015). The Economics of Marine Litter. In G. L. Bergmann M., Klages M (Ed.), *Marine Anthropogenic Litter*: Springer, Cham.
- New Zealand Ministry for the Environment. (2018). *Plastics microbeads ban*. Retrieved from: <http://www.mfe.govt.nz/waste/waste-strategy-and-legislation/plastic-microbeads-ban>
- Nilsson, A., Schuitema, G., Jakobsson Bergstad, C., Martinsson, J., & Thorson, M. (2016). The road to acceptance: Attitude change before and after the implementation of a congestion tax. *Journal of Environmental Psychology*, 46, 1-9. doi:10.1016/j.jenvp.2016.01.011
- Nisbet, E. K., & Glick, M. L. (2008). Can health psychology help the planet? Applying theory and models of health behaviour to environmental actions. *Canadian Psychology*, 49(4), 292-303. doi:10.1037%2Fa0013277
- Nixon, R. (2011). *Slow Violence and the Environmentalism of the Poor*. Cambridge, MA: Harvard University Press.
- Nizzetto, L., Bussi, G., Futter, M. N., Butterfield, D., & Whitehead, P. G. (2016a). A theoretical assessment of microplastic transport in river catchments and their retention by soils and river sediments. *Environmental Science Process Impacts*, 18(8), 1050-1059. doi:10.1039/c6em00206d
- Nizzetto, L., Langaas, S., & Futter, M. (2016b). Pollution: Do microplastics spill on to farm soils? *Nature*, 537(7621), 488. doi:10.1038/537488b
- O'Neill, S. J., & Smith, N. (2014). Climate change and visual imagery. *WIREs Clim Change*, 5(1), 73-87. doi:10.1002/wcc.249
- OECD. (2001). *Extended Producer Responsibility: A Guidance Manual for Governments*. Paris: OECD. Retrieved from: <https://www.oecd-ilibrary.org/>

environment/extended-producer-responsibility_9789264189867-en

Ogonowski, M., Gerdes, Z., & Gorokhova, E. (2018). What we know and what we think we know about microplastic effects – A critical perspective. *Current Opinion in Environmental Science & Health*, 1, 41-46. doi:10.1016/j.coesh.2017.09.001

Ohtomo, S., & Ohnuma, S. (2014). Psychological interventional approach for reduce resource consumption: Reducing plastic bag usage at supermarkets. *Resources, Conservation and Recycling*, 84, 57-65. doi:10.1016/j.resconrec.2013.12.014

Ong, S. Y., Kho, H. P., Riedel, S. L., Kim, S. W., Gan, C. Y., Taylor, T. D., & Sudesh, K. (2018). An integrative study on biologically recovered polyhydroxyalkanoates (PHAs) and simultaneous assessment of gut microbiome in yellow mealworm. *Journal of Biotechnology*, 265, 31-39. doi:10.1016/j.jbiotec.2017.10.017

Oreskes, N., & Conway, E. M. (2010). Merchants of Doubt. *How a Handful of Scientists Obscured the Truth on Issues from Tobacco Smoke to Global Warming*. London: Bloomsbury Press.

Ory, N. C., Gallardo, C., Lenz, M., & Thiel, M. (2018). Capture, swallowing, and egestion of microplastics by a planktivorous juvenile fish. *Environmental Pollution*, 240, 566-573. doi:10.1016/j.envpol.2018.04.093

OSPAR. (2014). *Marine Litter Regional Action Plan. Regional Action Plan for Prevention and Management of Marine Litter in the North-East Atlantic*: OSPAR Commission.

OSPAR. (2017). *Beach Litter - Abundance, Composition and Trends. Marine Litter. Characteristics of litter in the marine and coastal environment*. OSPAR Assessment Portal.

Ossmann, B. E., Sarau, G., Holtmannspotter, H., Pischetsrieder, M., Christiansen, S. H., & Dicke, W. (2018). Small-sized microplastics and pigmented particles in bottled mineral water. *Water Research*, 141, 307-316. doi:10.1016/j.watres.2018.05.027

Ouellette, J. A., & Wood, W. (1998). Habit and intention in everyday life: The multiple processes by which past behaviour predicts future behaviour. *Psychological Bulletin*, 124(1), 54-74. doi:10.1037/0033-2909.124.1.54

Pahl, S., & Wyles, K. J. (2016). The human dimension: how social and behavioural research methods can help address microplastics in the environment. *Analytical Methods*, 9(9), 1404-1411. doi:10.1039/C6AY02647H

Pahl, S., Wyles, K. J., & Thompson, R. C. (2017). Channelling passion for the ocean towards plastic pollution. *Nature Human Behaviour*, 1(10), 697-699. doi:10.1038/s41562-017-0204-4

Painter, J. (2013). *Climate Change in the Media: Reporting Risk and Uncertainty*. University of Oxford: Reuters Institute for the Study of Journalism.

Panko, J. M., Chu, J., Kreider, M. L., & Unice, K. M. (2013). Measurement of airborne concentrations of tire and road wear particles in urban and rural areas of France, Japan, and the United States. *Atmospheric*

- Environment*, 72, 192-199. doi:10.1016/j.atmosenv.2013.01.040
- Pauly, J. L., Stegmeier, S. J., Allaart, H. A., Cheney, R. T., Zhang, P. J., Mayer, A. G., & Streck, R. J. (1998). Inhaled cellulosic and plastic fibers found in human lung tissue. *Cancer Epidemiol Biomarkers Prev*, 7(5), 419-428.
- Peeken, I., Primpke, S., Beyer, B., Gütermann, J., Katlein, C., Krumpfen, T., ... Gerdt, G. (2018). Arctic sea ice is an important temporal sink and means of transport for microplastic. *Nature Communications*, 9(1), 1505. doi:10.1038/s41467-018-03825-5
- Peters, H. P. (1995). The interaction of journalists and scientific experts: co-operation and conflict between two professional cultures. *Media, Culture and Society*, 17(1), 31-48. doi:10.1177/016344395017001003
- Pidgeon, N., Kaspersen, R. E., & Slovic, P. (2003). *The Social Amplification of Risk*. Cambridge, United Kingdom: University Press.
- Pimentel, J. C., Avila, R., & Lourenço, A. G. (1975). Respiratory disease caused by synthetic fibres: a new occupational disease. *Thorax*, 30(2), 204-219.
- Poortinga, W., Sautkina, E., Thomas, G. O., & Wolstenholme, E. (2016). *The English plastic bag charge: Changes in attitudes and behaviour (Project Report)*. Welsh School of Architecture and School of Psychology: Cardiff University.
- Poortinga, W., & Whitaker, L. (2018). Promoting the Use of Reusable Coffee Cups through Environmental Messaging, the Provision of Alternatives and Financial Incentives. *Sustainability*, 10(3), 873. doi:10.3390/su10030873
- Poortinga, W., Whitmarsh, L., & Suffolk, C. (2013). The introduction of a single-use carrier bag charge in Wales: Attitude change and behavioural spillover effects. *Journal of Environmental Psychology*, 36, 240-247. doi:10.1016/j.jenvp.2013.09.001
- Prata, J. C. (2018). Microplastics in wastewater: State of the knowledge on sources, fate and solutions. *Marine Pollution Bulletin*, 129(1), 262-265. doi:10.1016/j.marpolbul.2018.02.046
- Pravettoni, R. (2018). *How plastic moves from the economy to the environment*. Marine Litter Vital Graphics. GRID/Arendal by Maphoto.
- Qi, Y., Yang, X., Pelaez, A. M., Huerta Lwanga, E., Beriot, N., Gertsen, H., ... Geissen, V. (2018). Macro- and micro- plastics in soil-plant system: Effects of plastic mulch film residues on wheat (*Triticum aestivum*) growth. *Science of The Total Environment*, 645, 1048-1056. doi:10.1016/j.scitotenv.2018.07.229
- Rabnawaz, M., Wyman, I., Auras, R., & Cheng, S. (2017). A roadmap towards green packaging: the current status and future outlook for polyesters in the packaging industry. *Green Chemistry*, 19(20), 4737-4753. doi:10.1039/C7GC02521A
- Raubenheimmer, K., Nilufer, D., Oral, A., & McIlgorm. (2017). *Combatting marine plastic litter and microplastics. An assessment of*

the effectiveness of relevant international, regional and subregional governance strategies and approaches. UN Environment.

Redondo-Hasselerharm, P. E., Falahudin, D., Peeters, E., & Koelmans, A. A. (2018). Microplastic Effect Thresholds for Freshwater Benthic Macroinvertebrates. *Environmental Science & Technology*, 52(4), 2278-2286. doi:10.1021/acs.est.7b05367

Reed, M. S., Graves, A., Dandy, N., Posthumus, H., Hubacek, K., Morris, J., ... Stringer, L. C. (2009). Who's in and why? A typology of stakeholder analysis methods for natural resource management. *Journal of Environmental Management*, 90(5), 1933-1949. doi:10.1016/j.jenvman.2009.01.001

Rehse, S., Kloas, W., & Zarfl, C. (2018). Microplastics Reduce Short-Term Effects of Environmental Contaminants. Part I: Effects of Bisphenol A on Freshwater Zooplankton Are Lower in Presence of Polyamide Particles. *International Journal of Environmental Research & Public Health*, 15(2). doi:10.3390/ijerph15020280

Reins, L. (2017). Regulating Shale Gas. In *Regulation of technology versus technology of regulation – risk and regulatory design of 'new' technologies in the European Union – lessons for and from shale gas.*

Reisser, J., Shaw, J., Hallegraef, G., Proietti, M., Barnes, D., Thums, M., ... Pattiaratchi, C. (2014). Millimetre-Sized Marine Plastics: A New Pelagic Habitat for Microorganisms and Invertebrates. *PLOS ONE*, 9(6), e100289. doi:10.1371/journal.pone.0100289

Reisser, J., Slat, B., Noble, K., du Plessis, K., Epp, M., Proietti, M., ... Pattiaratchi, C. (2015). The vertical distribution of buoyant plastics at sea: an observational study in the North Atlantic Gyre. *Biogeosciences*, 12(4), 1249-1256. doi:10.5194/bg-12-1249-2015

Renn, O. (2005). Risk perception and communication: lessons for the food and food packaging industry. *Food Additives & Contaminants*, 22(10), 1061-1071. doi:10.1080/02652030500227792

Renn, O. (2018). Medien und ihre Wirkung auf umwelt- und gesundheitsbezogenes Verhalten. In: Schmitt C., Bamberg E. (eds) *Psychologie und Nachhaltigkeit*. Wiesbaden: Springer.

Rezania, S., Park, J., Md Din, M. F., Mat Taib, S., Talaiekhazani, A., Kumar Yadav, K., & Kamyab, H. (2018). Microplastics pollution in different aquatic environments and biota: A review of recent studies. *Marine Pollution Bulletin*, 133, 191-208. doi:10.1016/j.marpolbul.2018.05.022

Ribeiro, F., Garcia, A. R., Pereira, B. P., Fonseca, M., Mestre, N. C., Fonseca, T. G., ... Bebianno, M. J. (2017). Microplastics effects in *Scrobicularia plana*. *Marine Pollution Bulletin*, 122(1-2), 379-391. doi:10.1016/j.marpolbul.2017.06.078

Rillig, M. C. (2012). Microplastic in Terrestrial Ecosystems and the Soil? *Environmental Science & Technology*, 46(12), 6453-6454. doi:10.1021/es302011r

Rochman, C. M., Browne, M. A., Underwood, A. J., Franeker, J. A., Thompson, Richard C., & Amaral-Zettler, L. A. (2016). The ecological

- impacts of marine debris: unraveling the demonstrated evidence from what is perceived. *Ecology*, 97(2), 302-312. doi:10.1890/14-2070.1
- Rozin, P., Haddad, B., Nemeroff, C., & Slovic, P. (2015). Psychological aspects of the rejection of recycled water: Contamination, purification and disgust. *Judgment and Decision-making*, 10(1).
- Rozin, P., Spranca, M., Krieger, Z., Neuhaus, R., Surillo, D., Swerdlin, A., & Wood, K. (2004). Preference for natural: instrumental and ideational/moral motivations, and the contrast between foods and medicines. *Appetite*, 43(2), 147-154. doi:10.1016/j.appet.2004.03.005
- Rykiel, E. (1996). Testing ecological models: The meaning of validation. *Ecological Modelling*, 90(3), 229-244. doi:10.1016/0304-3800(95)00152-2
- Sahlin, N. E. (2012). Unreliable Probabilities, Paradoxes, and Epistemic Risks. In S. Roeser, R. Hillerbrand, P. Sandin, & M. Peterson (Eds.), *Handbook of Risk Theory. Epistemology, Decision Theory, Ethics, and Social Implications of Risk* (pp. 477-498). Netherlands: Springer.
- SAM. (2018). *Microplastic Pollution: The Policy Context. Background Paper*. Brussels: The Scientific Advice Mechanism Unit of the European Commission.
- Savoca, M. S., Wohlfeil, M. E., Ebeler, S. E., & Nevitt, G. A. (2016). Marine plastic debris emits a keystone infochemical for olfactory foraging seabirds. *Science Advances*, 2(11). doi:10.1126/sciadv.1600395
- SCENIHR. (2006). *Scientific Committee on Emerging and Newly Identified Health Risks. The appropriateness of existing methodologies to assess the potential risks associated with engineered and adventitious products of nanotechnologies*. Brussels: European Commission.
- Scheffer, M. (2009). *Critical Transitions in Nature and Society*. Princeton, NJ: Princeton University Press.
- Scheurer, M., & Bigalke, M. (2018). Microplastics in Swiss Floodplain Soils. *Environmental Science & Technology*, 52(6), 3591-3598. doi:10.1021/acs.est.7b06003
- Schmidt, C., Krauth, T., & Wagner, S. (2017). Export of Plastic Debris by Rivers into the Sea. *Environmental Science & Technology*, 51(21), 12246-12253. doi:10.1021/acs.est.7b02368
- Schoenfeld, A. C., Meier, R. F., & Griffin, R. J. (1979). Constructing a Social Problem: The Press and the *Environment**. *Social Problems*, 27(1), 38-61. doi:10.2307/800015
- Schultz, P. W. (1999). Changing Behaviour With Normative Feedback Interventions: A Field Experiment on Curbside Recycling. *Basic and Applied Social Psychology*, 21(1), 25-36. doi:10.1207/s15324834basp2101_3
- Schultz, P. W., Bator, R. J., Large, L. B., Bruni, C. M., & Tabanico, J. J. (2013). Littering in Context: Personal and Environmental Predictors of Littering Behaviour. *Environment and Behaviour*, 45(1), 35-59. doi:10.1177/0013916511412179
- Schymanski, D., Goldbeck, C., Humpf, H. U., & Furst, P. (2018). Analysis of microplastics

- in water by micro-Raman spectroscopy: Release of plastic particles from different packaging into mineral water. *Water Research*, 129, 154-162. doi:10.1016/j.watres.2017.11.011
- Scopetani, C., Cincinelli, A., Martellini, T., Lombardini, E., Ciofini, A., Fortunati, A., ... Ugolini, A. (2018). Ingested microplastic as a two-way transporter for PBDEs in *Talitrus saltator*. *Environmental Research*, 167, 411-417. doi:10.1016/j.envres.2018.07.030
- Scott, J. (2018). *British Academy Brexit Briefing: Legal Aspects of the Precautionary Principle*. UK: The British Academy.
- Scott, S. E., Inbar, Y., & Rozin, P. (2016). Evidence for Absolute Moral Opposition to Genetically Modified Food in the United States. *Perspect Psychological Science*, 11(3), 315-324. doi:10.1177/1745691615621275
- Scudo, A., Liebmann, B., Corden, C., Tyrer, D., Kreissig, J., & Warwick, O. (2017). *Intentionally added microplastics in products*. European Commission (DG Environment). London: Amec Foster Wheeler Environment & Infrastructure UK Limited.
- Setälä, O., Fleming-Lehtinen, V., & Lehtiniemi, M. (2014). Ingestion and transfer of microplastics in the planktonic food web. *Environmental Pollution*, 185, 77-83. doi:10.1016/j.envpol.2013.10.013
- Sherman, P., & van Sebille, E. (2016). Modelling marine surface microplastic transport to assess optimal removal locations. *Environmental Research Letters*, 11(1), 014006. doi:10.1088/1748-9326/11/1/014006
- Siegfried, M., Koelmans, A. A., Besseling, E., & Kroeze, C. (2017). Export of microplastics from land to sea. A modelling approach. *Water Research*, 127, 249-257. doi:10.1016/j.watres.2017.10.011
- Siegrist, M., & Cvetkovich, G. (2000). Perception of Hazards: The Role of Social Trust and Knowledge. *Risk Analysis*, 20(5), 713-720. doi:10.1111/0272-4332.205064
- Signitzer, B., & Prexl, A. (2007). Corporate Sustainability Communications: Aspects of Theory and Professionalization. *Journal of Public Relations Research*, 20(1), 1-19. doi:10.1080/10627260701726996
- Silva, A.B., Bastos, A.S., Justino, C.I.L., da Costa, J.P., Duarte, A.C., Rocha-Santos, T.A.P., (2018). Microplastics in the environment: Challenges in analytical chemistry - A review. *Analytica Chimica Acta*, 1017, 1-19.
- Slovic, P. (1987). Perception of risk. *Science*, 236(4799), 280-285. doi:10.1126/science.3563507
- Slovic, P. (1999). Trust, Emotion, Sex, Politics, and Science: Surveying the Risk-Assessment Battlefield. *Risk Analysis*, 19(4), 689-701. doi:10.1111/j.1539-6924.1999.tb00439.x
- Smith, M., Love, D. C., Rochman, C. M., & Neff, R. A. (2018). Microplastics in Seafood and the Implications for Human Health. *Current environmental health reports*, 5(3), 375-386. doi:10.1007/s40572-018-0206-z
- Solman, P., & Henderson, L. (2018). Flood disasters in the United Kingdom and India: A critical discourse analysis

- of media reporting. *SAGE Journals*.
doi:10.1177/1464884918762363
- Song, Y. K., Hong, S. H., Jang, M., Han, G. M., Jung, S. W., & Shim, W. J. (2017). Combined Effects of UV Exposure Duration and Mechanical Abrasion on Microplastic Fragmentation by Polymer Type. *Environmental Science & Technology*, 51(8), 4368-4376. doi:10.1021/acs.est.6b06155
- Spence, A., Poortinga, W., & Pidgeon, N. (2012). The psychological distance of climate change. *Risk Analysis*, 32(6), 957-972. doi:10.1111/j.1539-6924.2011.01695.x
- Steg, L. (2016). Values, Norms, and Intrinsic Motivation to Act Proenvironmentally. *Annual Review of Environment and Resources*, 41, 277-292. doi:10.1146/annurev-environ-110615-085947
- Steg, L., Perlaviciute, G., & van der Werff, E. (2015). Understanding the human dimensions of a sustainable energy transition. *Frontiers in Psychology*, 6, 805. doi:10.3389/fpsyg.2015.00805
- Steg, L., Perlaviciute, G., van der Werff, E., & Lurvink, J. (2012). The Significance of Hedonic Values for Environmentally Relevant Attitudes, Preferences, and Actions. *Environment and Behaviour*, 46(2), 163-192. doi:10.1177/0013916512454730
- Steg, L., & Vlek, C. (2009). Encouraging pro-environmental behaviour: An integrative review and research agenda. *Journal of Environmental Psychology*, 29(3), 309-317. doi:10.1016/j.jenvp.2008.10.004
- Steinhorst, J., Klöckner, C. A., & Matthies, E. (2015). Saving electricity – For the money or the environment? Risks of limiting pro-environmental spillover when using monetary framing. *Journal of Environmental Psychology*, 43, 125-135. doi:10.1016/j.jenvp.2015.05.012
- Steinhorst, J., & Matthies, E. (2016). Monetary or environmental appeals for saving electricity? –Potentials for spillover on low carbon policy acceptability. *Energy Policy*, 93, 335-344. doi:10.1016/j.enpol.2016.03.020
- Stemmer, K. L., Bingham, E., & Barkley, W. (1975). Pulmonary response to polyurethane dust. *Environ Health Perspect*, 11, 109-113. doi:10.1289/ehp.7511109
- Stern, P. C. (2000). Toward a Coherent Theory of Environmentally Significant Behaviour. *Journal of Social Issues*, 56(3), 407-424. doi:10.1111/0022-4537.00175
- Stirling, A. (2010). Keep it complex. *Nature*, 468(7327), 1029-1031. doi:10.1038/4681029a
- Sussarellu, R., Suquet, M., Thomas, Y., Lambert, C., Fabioux, C., Pernet, M. E. J., ... Huvet, A. (2016). Oyster reproduction is affected by exposure to polystyrene microplastics. *Proceedings of the National Academy of Sciences of the United States of America*, 113(9), 2430-2435. doi:10.1073/pnas.1519019113
- Syberg, K., Khan, F. R., Selck, H., Palmqvist, A., Banta, G. T., Daley, J., ... Duhaime, M. B. (2015). Microplastics: addressing ecological risk through lessons learned. *Environmental Toxicology and Chemistry*, 34(5), 945-953. doi:10.1002/etc.2914
- Talvitie, J., Heinonen, M., Paakkonen, J. P., Vahtera, E., Mikola, A., Setälä, O., & Vahala, R. (2015). Do wastewater treatment plants act as a potential point source of microplastics?

- Preliminary study in the coastal Gulf of Finland, Baltic Sea. *Water Science & Technology*, 72(9), 1495-1504. doi:10.2166/wst.2015.360
- Terlau, W., & Hirsch, D. (2015). Sustainable Consumption and the Attitude-Behaviour-Gap Phenomenon - Causes and Measurements towards a Sustainable Development. *International Journal on Food System Dynamics*, Volume 06(Number 3), 208880. doi:10.18461/pfsd.2015.1516
- Theil, M. (2002). The role of translations of verbal into numerical probability expressions in risk management: a meta-analysis. *Journal of Risk Research*, 5(2), 177-186. doi:10.1080/13669870110038179
- Thøgersen, J., & Crompton, T. (2009). Simple and Painless? The Limitations of Spillover in Environmental Campaigning. *Journal of Consumer Policy*, 32(2), 141-163. doi:10.1007/s10603-009-9101-1
- Thomas, G. O., Poortinga, W., & Sautkina, E. (2016). The Welsh Single-Use Carrier Bag Charge and behavioural spillover. *Journal of Environmental Psychology*, 47, 126-135. doi:10.1016/j.jenvp.2016.05.008
- Thompson, R. C., Olsen, Y., Mitchell, R. P., Davis, A., Rowland, S. J., John, A. W. G., ... Russell, A. E. (2004). Lost at Sea: Where Is All the Plastic? *Science*, 304(5672), 838-838. doi:10.1126/science.1094559
- Timlett, R. E., & Williams, I. D. (2008). Public participation and recycling performance in England: a comparison of tools for behaviour change. *Resources, Conservation and Recycling*, 52(4), 622-634. doi:10.1016/j.resconrec.2007.08.003
- Tosetto, L., Brown, C. & Williamson, J.E. (2016). Microplastics on beaches: ingestion and behavioural consequences for beachhoppers. *Marine Biology*, 163(199). doi:10.1007/s00227-016-2973-0
- Triebkorn, R., Braunbeck, T., Grummt, T., Hanslik, L., Huppertsberg, S., Jekel, M., ... Köhler, H.-R. (2018). Relevance of nano- and microplastics for freshwater ecosystems: a critical review. *TrAC Trends in Analytical Chemistry*. doi:10.1016/j.trac.2018.11.023
- Trindade, A. (2015). Leading to it being called the precautionary approach In J. E. Viñuales (Ed.), *The Rio Declaration on environment and development* (Vol. 403, pp. 411-412). Oxford: Oxford University Press.
- Trope, Y., & Liberman, N. (2010). Construal-level theory of psychological distance. *Psychological review*, 117(2), 440-463. doi:10.1037/a0018963
- Turner, G. (2016). Celebrities and the environment: the limits to their power. *Environmental Communication*, 10(6), 811-814. doi:10.1080/17524032.2016.1209327
- Turra, A., Manzano, A. B., Dias, R. J. S., Mahiques, M. M., Barbosa, L., Balthazar-Silva, D., & Moreira, F. T. (2014). Three-dimensional distribution of plastic pellets in sandy beaches: shifting paradigms. *Scientific Reports*, 4, 4435-4435. doi:10.1038/srep04435
- Twitchen, J. (2017). *CIWM Presidential Report. Digital technology and consumer trends: Future scenarios for waste and resource management*. UK: Chartered Institution of Wastes Management (CIWM).

- Ueland, O., Gunnlaugsdottir, H., Holm, F., Kalogeras, N., Leino, O., Luteijn, J. M., ... Verhagen, H. (2012). State of the art in benefit-risk analysis: consumer perception. *Food Chem Toxicol*, 50(1), 67-76. doi:10.1016/j.fct.2011.06.006
- United Nations (2004). *Stockholm Convention. Global treaty to protect human health and the environment from persistent organic pollutants (POPs)*. Stockholm: United Nations. Retrieved from: <https://www.unido.org/our-focus/safeguarding-environment/implementation-multilateral-environmental-agreements/stockholm-convention>
- United Nations (2016). *Plastic and Microplastics in our Oceans – A Serious Environmental Threat*: UN Environment. Retrieved from: <https://www.unenvironment.org/news-and-stories/story/plastic-and-microplastics-our-oceans-serious-environmental-threat>
- United Nations (2017). *Combating marine plastic litter and microplastics: An assessment of the effectiveness of relevant international, regional and subregional governance strategies and approaches*. Nairobi: United Nations Environment Assembly of the United Nations Environment Programme. Retrieved from: <https://bit.ly/2OigLeS>
- United Nations (2018). *Voluntary Guidelines For The Marking Of Fishing Gear*. Rome: Food and Agriculture Organisation of the United Nations. Retrieved from: <http://www.fao.org/3/MX136EN/mx136en.pdf>
- Ünal, A. B., Steg, L., & Gorsira, M. (2018). Values Versus Environmental Knowledge as Triggers of a Process of Activation of Personal Norms for Eco-Driving. *Environment and Behaviour*, 50(10), 1092-1118. doi:10.1177/0013916517728991
- Unice, K. M., Weeber, M. P., Abramson, M. M., Reid, R. C. D., van Gils, J. A. G., Markus, A. A., ... Panko, J. M. (2018). Characterising export of land-based microplastics to the estuary - Part I: Application of integrated geospatial microplastic transport models to assess tire and road wear particles in the Seine watershed. *Science of the Total Environment*, 646, 1639-1649. doi:10.1016/j.scitotenv.2018.07.368
- US Government. (2015). *Microbead-Free Waters Act*. Retrieved from: <https://www.congress.gov/congressional-report/114th-congress/house-report/371/1>
- Van Cauwenberghe, L., Vanreusel, A., Mees, J., & Janssen, C. R. (2013). Microplastic pollution in deep-sea sediments. *Environmental Pollution*, 182, 495-499. doi:10.1016/j.envpol.2013.08.013
- van den Broek, K., Bolderdijk, J. W., & Steg, L. (2017). Individual differences in values determine the relative persuasiveness of biospheric, economic and combined appeals. *Journal of Environmental Psychology*, 53, 145-156. doi:10.1016/j.jenvp.2017.07.009
- van der Wurff, R. J. W. (2012). Boykoff, Maxwell T. (2011). Who speaks for the climate? Making sense of media reporting on climate change. *International Journal of Public Opinion Research*, 24(4), 546-550. doi:10.1093/ijpor/eds035
- van Sebille, E., Wilcox, C., Lebreton, L., Maximenko, N., Hardesty, D. B., van Franeker,

- J. A., ... Lavendar Law, K. (2015). A global inventory of small floating plastic debris. *Environmental Research Letters*, 10(12), 124006.
- van Weert, S., Redondo-Hasselerharm, P. E., Diepens, N. J., & Koelmans, A. A. (2019). Effects of nanoplastics and microplastics on the growth of sediment-rooted macrophytes. *Science of The Total Environment*, 654, 1040-1047. doi:10.1016/j.scitotenv.2018.11.183
- van Wezel, A. P., Mons, M., & van Delft, W. (2010). New methods to monitor emerging chemicals in the drinking water production chain. *Journal of environmental monitoring*, 12(1), 80-89. doi:10.1039/b912979k
- van Wezel, A. P., ter Laak, T. L., Fischer, A., Bäuerlein, P. S., Munthe, J., & Posthuma, L. (2017). Mitigation options for chemicals of emerging concern in surface waters; operationalising solutions-focused risk assessment. *Environmental Science: Water Research & Technology*, 3(3), 403-414. doi:10.1039/C7EW00077D
- van Wezel, A. P., van den Hurk, F., Sjerps, R. M. A., Meijers, E. M., Roex, E. W. M., & ter Laak, T. L. (2018). Impact of industrial waste water treatment plants on Dutch surface waters and drinking water sources. *Science of The Total Environment*, 640-641, 1489-1499. doi:10.1016/j.scitotenv.2018.05.325
- Van Witsen, A., & Takahashi, B. (2018). Knowledge-based Journalism in Science and Environmental Reporting: Opportunities and Obstacles. *Environmental Communication*, 12(6), 717-730. doi:10.1080/17524032.2018.1455723
- Vandermeersch, G., Van Cauwenberghe, L., Janssen, C. R., Marques, A., Granby, K., Fait, G., ... Devriese, L. (2015). A critical view on microplastic quantification in aquatic organisms. *Environmental Research*, 143(Pt B), 46-55. doi:10.1016/j.envres.2015.07.016
- Varotto, A., & Spagnolli, A. (2017). Psychological strategies to promote household recycling. A systematic review with meta-analysis of validated field interventions. *Journal of Environmental Psychology*, 51, 168-188. doi:10.1016/j.jenvp.2017.03.011
- Vegter, A. C., Barletta, M., Beck, C., Borrero, J., Burton, H., Campbell, M. L., ... Hamann, M. (2014). Global research priorities to mitigate plastic pollution impacts on marine wildlife. *Endangered Species Research*, 25(3), 225-247. doi:10.3354/esr00623
- Vermeire, T. G., & van Leeuwen, C. J. (2007). *Risk Assessment of Chemicals: An Introduction. 2nd Edition*. Netherlands: Springer.
- Verplanken, B., Aarts, H., & Van Knippenberg, A. (1997). Habit, information acquisition, and the process of making travel mode choices. *European Journal of Social Psychology*, 27(5), 539-560. doi:10.1002/(SICI)1099-0992(199709/10)27:5<539::AID-EJSP831>3.0.CO;2-A
- Verplanken, B., Walker, I., Davis, A., & Jurasek, M. (2008). Context change and travel mode choice: Combining the habit discontinuity and self-activation hypotheses. *Journal of Environmental Psychology*, 28(2), 121-127. doi:10.1016/j.jenvp.2007.10.005
- Vijaykumar, S., Jin, Y., & Nowak, G. (2015). Social Media and the Virality of Risk: The

- Risk Amplification through Media Spread (RAMS) Model. *Homeland Security and Emergency Management*, 12(3), 653-677. doi:10.1515/jhsem-2014-0072
- Vlek, C. (2004). Environmental versus individual risk taking: perception, decision, behaviour. In C. Spielberger (Ed.): *Encyclopedia of Applied Psychology. Vol. 1*. Amsterdam/ Boston: Elsevier.
- Vlek, C., & Keren, G. (1992). Behavioural decision theory and environmental risk management: Assessment and resolution of four 'survival' dilemmas. *Acta Psychologica*, 80(1), 249-278. doi:10.1016/0001-6918(92)90050-N
- Völker, C., Kramm, J., Kerber, H., Schramm, E., Winker, M., & Zimmermann, M. (2017). More Than a Potential Hazard—Approaching Risks from a Social-Ecological Perspective. *Sustainability*, 9(7). doi:10.3390/su9071039
- Volkheimer, G. (1993). [Persorption of microparticles]. *Pathologie*, 14(5), 247-252.
- von Moos, N., Burkhardt-Holm, P., & Kohler, A. (2012). Uptake and effects of microplastics on cells and tissue of the blue mussel *Mytilus edulis* L. after an experimental exposure. *Environmental Science & Technology*, 46(20), 11327-11335. doi:10.1021/es302332w
- Vosoughi, S., Roy, D., & Aral, S. (2018). The spread of true and false news online. *Science*, 359(6380), 1146-1151. doi:10.1126/science.aap9559
- Wagner, M., & Lambert, S. (2018). *Freshwater Microplastics: Emerging Environmental Contaminants?* Cham, Switzerland: Springer International Publishing AG
- Wagner, S., Hüffer, T., Klöckner, P., Wehrhahn, M., Hofmann, T., & Reemtsma, T. (2018). Tire wear particles in the aquatic environment - A review on generation, analysis, occurrence, fate and effects. *Water Research*, 139, 83-100. doi:10.1016/j.watres.2018.03.051
- Wang, F., Wong, C. S., Chen, D., Lu, X., Wang, F., & Zeng, E. Y. (2018). Interaction of toxic chemicals with microplastics: A critical review. *Water Research*, 139, 208-219. doi:10.1016/j.watres.2018.04.003
- Warheit, D. B., Hart, G. A., Hesterberg, T. W., Collins, J. J., Dyer, W. M., Swaen, G. M. H., ... Kennedy, G. L. (2001). Potential Pulmonary Effects of Man-Made Organic Fiber (MMOF) Dusts. *Critical Reviews in Toxicology*, 31(6), 697-736. doi:10.1080/20014091111965
- Watts, A. J. R., Urbina, M. A., Corr, S., Lewis, C., & Galloway, T. S. (2015). Ingestion of Plastic Microfibers by the Crab *Carcinus maenas* and Its Effect on Food Consumption and Energy Balance. *Environmental Science & Technology*, 49(24), 14597-14604. doi:10.1021/acs.est.5b04026
- Wesch, C., Bredimus, K., Paulus, M., & Klein, R. (2016). Towards the suitable monitoring of ingestion of microplastics by marine biota: A review. *Environmental Pollution*, 218, 1200-1208. doi:10.1016/j.envpol.2016.08.076
- White, H. (2018). *Evidence Review: Plastic Packaging and Fresh Produce*. Banbury, UK: WRAP. Retrieved from: <http://www.wrap.org.uk/content/evidence-review-plastic-packaging-and-fresh-produce>

- White, M. P., & Eiser, J. R. (2006). Marginal Trust in Risk Managers: Building and Losing Trust Following Decisions Under Uncertainty. *Risk Analysis*, 26(5), 1187-1203. doi:10.1111/j.1539-6924.2006.00807.x
- Whitfield, S. C., Rosa, E. A., Dan, A., & Dietz, T. (2009). The future of nuclear power: value orientations and risk perception. *Risk Analysis*, 29(3), 425-437. doi:10.1111/j.1539-6924.2008.01155.x
- Whitmarsh, L., Capstick, S., & Nash, N. (2017). Who is reducing their material consumption and why? A cross-cultural analysis of dematerialization behaviours. *Philosophical Transactions of the Royal Society A: Mathematical, Physical and Engineering Sciences*, 13(375). doi:10.1098/rsta.2016.0376
- Wilkie, T. (1991). Does Science Get the Press It Deserves? *International Journal of Science Education*, 13(5), 575-582.
- Williams, S. N., & Nestle, M. (2015). 'Big Food': taking a critical perspective on a global public health problem. *Critical Public Health*, 25(3), 245-247. doi:10.1080/09581596.2015.1021298
- Willis, K., Maureaud, C., Wilcox, C., & Hardesty, B. D. (2018). How successful are waste abatement campaigns and government policies at reducing plastic waste into the marine environment? *Marine Policy*, 96, 243-249. doi:10.1016/j.marpol.2017.11.037
- Woodall, L. C., Sanchez-Vidal, A., Canals, M., Paterson, G. L. J., Coppock, R., Sleight, V., ... Thompson, R. C. (2014). The deep sea is a major sink for microplastic debris. *Royal Society Open Science*, 1(4), 140317. doi:10.1098/rsos.140317
- WRAP. (2014). *Carrier bags usage and attitudes: Consumer research in England*. London: WRAP.
- Wright, S. L., & Kelly, F. J. (2017). Plastic and Human Health: A Micro Issue? *Environmental Science & Technology*, 51(12), 6634-6647. doi:10.1021/acs.est.7b00423
- Wright, S. L., Rowe, D., Thompson, R. C., & Galloway, T. S. (2013). Microplastic ingestion decreases energy reserves in marine worms. *Current Biology*, 23(23), R1031-1033. doi:10.1016/j.cub.2013.10.068
- Wu, D. W. L., Lenkic, P. J., DiGiacomo, A., Cech, P., Zhao, J., & Kingstone, A. (2018). How does the design of waste disposal signage influence waste disposal behaviour? *Journal of Environmental Psychology*, 58, 77-85. doi:10.1016/j.jenvp.2018.07.009
- WWAP. (2018). *The United Nations World Water Development Report 2018. Nature-Based Solutions for Water*. Paris: UNESCO.
- Wyles, K. J., Pahl, S., Carroll, L., & Thompson, R. C. (under review). Fishing for Litter: Fishers as the stewards of the sea. *Marine Pollution Bulletin*.
- Wyles, K. J., Pahl, S., Holland, M., & Thompson, R. C. (2017). Can Beach Cleans Do More Than Clean-Up Litter? Comparing Beach Cleans to Other Coastal Activities. *Environment and Behaviour*, 49(5), 509-535. doi:10.1177/0013916516649412
- Wynne, B. (1992). Misunderstood misunderstanding: social identities

- and public uptake of science. *Public Understanding of Science*, 1(304), 281.
- Xanthos, D., & Walker, T. R. (2017). International policies to reduce plastic marine pollution from single-use plastics (plastic bags and microbeads): A review. *Marine Pollution Bulletin*, 118(1-2), 17-26. doi:10.1016/j.marpolbul.2017.02.048
- Yang, D., Shi, H., Li, L., Li, J., Jabeen, K., & Kolandhasamy, P. (2015). Microplastic Pollution in Table Salts from China. *Environmental Science & Technology*, 49(22), 13622-13627. doi:10.1021/acs.est.5b03163
- Yang, S.-S., Wu, W.-M., Brandon, A. M., Fan, H.-Q., Receveur, J. P., Li, Y., ... Criddle, C. S. (2018a). Ubiquity of polystyrene digestion and biodegradation within yellow mealworms, larvae of *Tenebrio molitor* Linnaeus (Coleoptera: Tenebrionidae). *Chemosphere*, 212, 262-271. doi:10.1016/j.chemosphere.2018.08.078
- Yang, S. S., Brandon, A. M., Andrew Flanagan, J. C., Yang, J., Ning, D., Cai, S. Y., ... Wu, W. M. (2018b). Biodegradation of polystyrene wastes in yellow mealworms (larvae of *Tenebrio molitor* Linnaeus): Factors affecting biodegradation rates and the ability of polystyrene-fed larvae to complete their life cycle. *Chemosphere*, 191, 979-989. doi:10.1016/j.chemosphere.2017.10.117
- Yoshida, S., Hiraga, K., Takehana, T., Taniguchi, I., Yamaji, H., Maeda, Y., ... Oda, K. (2016). A bacterium that degrades and assimilates poly(ethylene terephthalate). *Science*, 351(6278), 1196-1199. doi:10.1126/science.aad6359 %J Science
- Zarfl, C., Fleet, D., Fries, E., Galgani, F., Gerdts, G., Hanke, G., & Matthies, M. (2011). Microplastics in oceans. *Marine Pollution Bulletin*, 62(8), 1589-1591. doi:10.1016/j.marpolbul.2011.02.040
- Zettler, E. R., Mincer, T. J., & Amaral-Zettler, L. A. (2013). Life in the «plastisphere»: microbial communities on plastic marine debris. *Environmental Science & Technology*, 47(13), 7137-7146. doi:10.1021/es401288x
- Zhang, C., Chen, X., Wang, J., & Tan, L. (2017). Toxic effects of microplastic on marine microalgae *Skeletonema costatum*: Interactions between microplastic and algae. *Environmental Pollution*, 220(Pt B), 1282-1288. doi:10.1016/j.envpol.2016.11.005
- Zhang, H. (2017). Transport of microplastics in coastal seas. *Estuarine, Coastal and Shelf Science*, 199, 74-86. doi:10.1016/j.ecss.2017.09.032
- Zhang, S., Yang, X., Gertsen, H., Peters, P., Salanki, T., & Geissen, V. (2018). A simple method for the extraction and identification of light density microplastics from soil. *Science of the Total Environment*, 616-617, 1056-1065. doi:10.1016/j.scitotenv.2017.10.213
- Ziajahromi, S., Neale, P. A., & Leusch, F. D. L. (2016). Wastewater treatment plant effluent as a source of microplastics: review of the fate, chemical interactions and potential risks to aquatic organisms. *Water Science and Technology*, 74(10), 2253-2269. doi:10.2166/wst.2016.414
- Ziajahromi, S., Neale, P. A., Rintoul, L., & Leusch, F. D. L. (2017). Wastewater treatment plants as a pathway for microplastics: Development of a new approach to sample

wastewater-based microplastics. *Water Research*, 112, 93-99. doi:<http://dx.doi.org/10.1016/j.watres.2017.01.042>

Ziccardi, L. M., Edgington, A., Hentz, K., Kulacki, K. J., & Kane Driscoll, S. (2016). Microplastics as vectors for bioaccumulation of hydrophobic organic chemicals in the marine environment: A state-of-the-science review. *Environmental Toxicology and Chemistry*, 35(7), 1667-1676. doi:10.1002/etc.3461

Zubris, K. A., & Richards, B. K. (2005). Synthetic fibers as an indicator of land application of sludge. *Environmental Pollution*, 138(2), 201-211. doi:10.1016/j.envpol.2005.04.013



SAPEA is part of the European Commission's Scientific Advice Mechanism, which provides independent, interdisciplinary, and evidence-based scientific advice on policy issues to the European Commission.

This Evidence Review Report will inform the GCSA's Scientific Opinion on the topic, which will be available in Spring 2019.



www.sapea.info
@SAPEAnews