

Subsurface carbon dioxide and hydrogen storage in a sustainable energy future

Samuel Krevor^{1,†}, Heleen de Coninck^{2,3}, Sarah Gasda⁴, Navraj Singh Ghaleigh⁵, Vincent de Gooyert⁶, Hadi Hajibeygi⁷, Ruben Juanes⁸, Jerome Neufeld⁹, Jennifer J. Roberts¹⁰, Floris Swennenhuis^{3,6}

1. Department of Earth Science & Engineering, Imperial College London, London, United Kingdom.
†e-mail: skrevor@imperial.ac.uk
2. Technology, Innovation & Society group, Department of Industrial Engineering & Innovation Sciences, Eindhoven University of Technology, Eindhoven, the Netherlands
3. Department of Environmental Science, Radboud Institute for Biological and Environmental Sciences, Radboud University, Nijmegen, the Netherlands
4. Energy and Technology Division, NORCE Norwegian Research Centre, Bergen, Norway
5. School of Law, University of Edinburgh, Edinburgh, United Kingdom
6. Institute for Management Research, Radboud University, Nijmegen, the Netherlands
7. Department of Geoscience and Engineering, Delft University of Technology, Delft, The Netherlands
8. Department of Civil and Environmental Engineering, and Department of Earth, Atmospheric and Planetary Sciences, Massachusetts Institute of Technology, Cambridge, MA, USA.
9. Centre for Environmental and Industrial Flows, Department of Earth Sciences, Department of Applied Mathematics and Theoretical Physics, University of Cambridge, Cambridge, United Kingdom
10. Department of Civil and Environmental Engineering, University of Strathclyde, Glasgow, Scotland.

Abstract |

Limiting climate change to less than 1.5°C would require vast quantities of CO₂ storage in subsurface geological formations. Global injection rates projected by integrated assessment models synthesised in IPCC reports are on the order of ten gigatonnes per year by 2050. Industrial experience with megatonne per year storage projects allows us to evaluate the feasibility and potential limitations of a transition to the gigatonne scale. The successes with CO₂ have also led to interest in new energy technologies using subsurface fluids, including hydrogen storage underground. We review the role of subsurface CO₂ and H₂ storage in a sustainable energy transition. We have found that current deployment demonstrates the viability of CO₂ storage in a variety of geological, social, economic, and technological contexts, and is making contributions to climate change mitigation today commensurate with the impact of solar photovoltaics in the USA market. The implications of this are that CO₂ storage is well positioned to play an important role in the energy transition, and H₂ storage may benefit from this experience. However, these are not certain outcomes, with many hurdles – the development of multi-site regional scale storage, viable business models for accelerated deployment, demonstrating environmental sustainability and achieving societal acceptability – yet to be addressed.

Key points

- Subsurface carbon dioxide storage is demonstrated at industrial scales in a variety of geological, socio-economic, and technological contexts and is making significant contributions to climate change mitigation today. In that regard it is well positioned to play a significant role in a sustainable energy future, even as this role is far from certain.
- Projections of the future role of CO₂ storage suggest its existence as a permanent rather than a transitional feature of energy systems, with fluid handling by mid-century at scales commensurate with the oil and gas industry today. While this does not appear limited by geological or engineering constraints, scaleup trajectories to mid-century are exceedingly fast when compared to historical development of analogous energy infrastructure, and should be further constrained by empirical and physical models of subsurface resource use.

- Hydrogen storage underground has emerged as a prospect for terawatt scale energy storage, a close industrial analogue is with natural gas storage. The technology is in the early development stage and immediate development is addressing uncertainties regarding the flow properties, the impacts of cycling on store integrity, and the management of microbial degradation of stored H₂.
- Both public awareness and public acceptance of carbon capture and storage is low, and the leading technical concerns are related to the subsurface. These issues have posed barriers, at times insurmountable, to project deployment with leading concerns focused on leakage and seismicity, the continued dependence on fossil fuel technologies, and lack of trust in project operators which generally comprise the oil gas industry. Underground hydrogen storage may face many of the same concerns.
- The geological understanding of CO₂ storage sites is now framed within the concept of the storage complex with multiple containment reservoirs and trapping mechanisms, and extended to complex geological settings that may include fault compartmentalised systems, and reliance on residual and dissolution trapping for injected plume immobilisation. Advances in understanding how reservoir heterogeneity controls CO₂ plume dynamics, and how subsurface fluid injection impacts reservoir mechanics open the possibility of predictive modelling of CO₂ flow and pro active management of seismicity to ensure their management within envelopes of safe project operation.
- A number of viable business models have been demonstrated for CO₂ storage, although revenues from enhanced oil recovery underpin commercial viability for most current projects, and due to technological synergies it is plausible that this will continue as CO₂ storage scales up to gigatonne scales. This poses significant challenges that remain little studied, including technical issues in the quantification of the climate benefit, socio-political barriers to public acceptance and ensuring a just transition, and policy and economic challenges in incentivising the development CO₂ storage in the absence of co-current oil production.

1. Introduction

Carbon capture and storage (CCS) comprises the capture of CO₂ from anthropogenic emissions sources or the atmosphere and the permanent sequestration of the CO₂ in the deep subsurface. In existing projects, the carbon dioxide is captured from industrial processes and power production, transported by pipeline, and stored by injection underground into geological formations, either oil and gas fields or porous sedimentary rocks filled with brine known as saline aquifers (Figure 1).

There is a vast deployment of CO₂ storage in model projections of futures in which climate change is limited to 1.5 °C or less than 2 °C. The global injection rate in scenarios compiled by the United Nations Intergovernmental Panel on Climate Change are between 3 and 10 gigatonnes CO₂ per year by 2050 (IPCC, 2014, 2018, 2022). This deployment is a similar scale to the present-day hydrocarbon industry and implies a scaleup of subsurface CO₂ storage over the next 30 years at rates of growth rarely achieved in the history of energy technology (Zahasky & Krevor, 2020). In contrast to the widespread view of CCS as a transitional technology, these scenarios show CO₂ storage as a central feature of a sustainable energy future, mitigating emissions from difficult to decarbonise industry and in the generation of negative emissions.

There are increasing examples of technical and commercial success in the execution of megatonne per year CO₂ storage projects (Figure 1). In 1996 the Sleipner Project began injecting CO₂ at rates close to 1Mt yr⁻¹ into the Utsira Sandstone beneath the Norwegian North Sea. By 2020 there were 26 commercial CCS projects injecting into saline aquifers and mature oil fields storing around 30 Mt CO₂ annually. While considered a nascent technology, this rate of CO₂ mitigation is significant, and can be compared with the ~60 Mt of CO₂ equivalent emissions avoided from solar photovoltaic in the USA in the same year (IRENA, 2019). On the other hand, far more projects were ultimately halted due to a range of social, economic, legal, political, engineering, and geophysical barriers (Abdulla et al., 2020). There remain significant uncertainties around the feasibility of achieving gigatonne-scales.

Underground carbon storage has achieved a stage where it is demonstrated in a variety of settings and is providing a significant climate change mitigation benefit today (Ringrose, 2020; Zhang et al., 2022). At the same time, its role in a sustainable energy future is far from established. We can thus evaluate future projections of vast and rapid deployment with the knowledge accrued from decades of research and project

development, successes, and failures. The successes of CO₂ storage are also giving rise to further interest in the use of subsurface fluids, including underground carbon mineralisation (previously reviewed in Snæbjörnsdóttir et al., 2020), and as energy carriers for dispatchable consumption. We include a brief review of underground hydrogen storage, making use of lessons from CO₂ storage to identify potential and key issues to address in the coming years.

This Review assesses the feasibility of the projected roles of CO₂ and H₂ storage in the sustainable energy transition. We find that existing projects demonstrate deployment in a diverse range of geological, technological, social, regulatory, and economic contexts. Viable business models exist in localities, like the USA and Norway, with concentrated sources of anthropogenic CO₂, the necessary legal framework, and where cost recovery can take place of around \$30tCO₂⁻¹. The past 25 years of deployment are yielding significant climate change benefits. Analogous subsurface fluid technologies like hydrogen storage underground may see the benefit from the knowledge accrued from both CO₂ and natural gas storage. In the near-term, CO₂ storage would gain from the resolution of uncertainties over the quantification of the climate benefit when combined with enhanced oil recovery, the inclusion of constraints in integrated assessment models on scaleup rates, and the factors underpinning current low public acceptability and awareness of the technology. Over the coming decade it will be important to develop approaches to more accurate forecast modelling and verification of CO₂ plume migration and trapping, the proactive management of seismicity, multi-site regional storage resource management, and the verification or mitigation of CO₂ leakage from very large stores, guaranteeing rates of less than 0.01% of the injected volume annually. Addressing these issues would enable for CO₂ storage to evolve from a technology demonstrated at industrial scales today to the envisioned global scale business rivalling the current oil and gas industry.

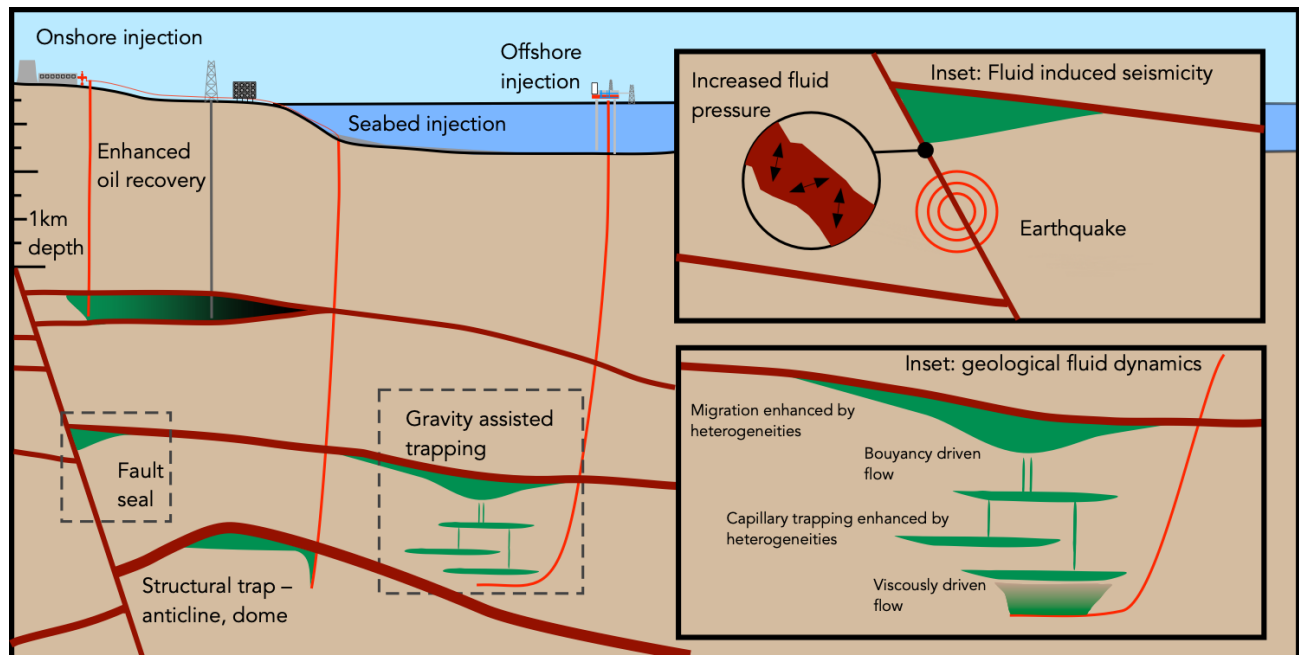


Figure 1. Geological storage complexes in use by industry scale projects today. The insets show features of the reactive fluid dynamics discussed in §2.2 and the injection induced seismicity discussed in §2.3

NOTE TO REVIEWERS: all figures are “mock-up” and will be professionally developed by NREE

2. Geological opportunities and limitations of carbon storage underground

Topics in Earth Science are central to the definition, possibilities, and limitations of carbon storage. Subsurface geology underpins the geography of storage, defines how much CO₂ can be injected and how quickly, controls trapping, and determines the risks of CO₂ escape and seismicity.

2.1 The Geological Storage Complex

The geological storage complex is made up of the subsurface strata into which the CO₂ is injected and which ensure its containment. The complex comprises a porous and permeable reservoir targeted for storing the CO₂, an impermeable overlying caprock preventing upward migration, and a combination of geological structures and characteristics of the rocks that combine to ensure that the CO₂ is trapped underground permanently (Figure 1). This combination of features occur in sedimentary rock systems. The geography of sedimentary basins places the upper most bound on the global distribution of storage resources (Benson & Cole, 2008).

The lithologies of the reservoirs where CO₂ is stored are either siliclastic, e.g., sandstone, or carbonate rocks. Reservoirs for existing projects have average permeability of 10⁻¹⁵ m² or greater, and porosity ranging 0.07 – 0.22 (Krevor et al., 2019). They must be deep enough such that the injected CO₂ is in a liquid or supercritical state, typically below 800-1000m in the subsurface. Two dominant reservoir types have been used over the past 25 years as industrial scale storage resources: brine-filled porous rock formations known as saline aquifers, and depleted or depleting hydrocarbon fields (Orr, 2018). Saline formations offer the greatest storage capacity yet have the least characterised properties, particularly in regions that are not hydrocarbon provinces. Hydrocarbon reservoirs offer the opportunity for revenue from enhanced oil recovery, proven sealing caprocks, data, and infrastructure. These can combine to result in significant cost and risk reduction (Alcalde et al, 2019; Gross, 2015). However, complications can arise from the risk of leakage through legacy wells in an oil field, differences in fluid properties between CO₂ and hydrocarbons, production history, and upgrades required for using infrastructure with CO₂ (Loizzo et al., 2010; Hannis et al, 2017; Raza et al., 2018).

Following from the geological requirements of a suitable store, identification of suitable sites must focus on assessing containment, the capacity, and injectivity (Lloyd et al., 2021; Ringrose et al., 2021). Sealing caprocks for oil and gas have been dominated by two categories of sedimentary process – shales formed during marine transgression, and evaporite deposits, originating either from sabkhas or evaporitic interior basins (Allen & Allen, 2013). However, there are many exceptions and fine grained clastics and carbonates can serve as sealing layers. The key is that there are low permeability rock units that are both pervasive and ductile, such that their sealing qualities can endure throughout tectonic events over geological timescales. Workflows to quantify long-term fault seal performance for CO₂ are being developed (Miocic et al., 2019; Wu et al., 2021; Bentley and Ringrose et al., 2021). In addition to the seal itself, the overlying rock layers, known collectively as the overburden, are now considered as important for ensuring containment security. These can include secondary or tertiary reservoirs and pressure seals (Hannis et al., 2017; Roberts et al., 2017).

Site identification criteria have broadened with experience to include migration-assisted trapping as well as closed or semi-closed traps. The storage sites for the Northern Lights and Quest Projects have no defined trap structure such as the arch-like anticline, or a dome (Equinor, 2020; Shell Canada Energy, 2021). The Tubaen formation at Snøhvit is bound, or compartmentalised, by faults (Grude et al., 2014). The Gorgon project makes use of water production wells for pressure management (Chevron, 2022). To date, CCS deployment has been restricted locations known as extensional basins where tectonic plates are stretching, as these are characterised by low background seismicity. However, widespread storage will require a wider range of settings including locations that are not hydrocarbon bearing and where geological data is sparse (Sun et al., 2020, 2021).

2.2 Reactive fluid dynamics, plume migration and trapping

The predictability of a CO₂ plume injected into the subsurface is important for permitting, and site assurance through monitoring and verification of stored CO₂. The migration is driven by the pressure gradients between the target reservoir and surrounding formations, pressure gradients induced by injection, and buoyancy forces associated with the density difference between CO₂ and ambient brine (Huppert et al. 2014; Szulczewski et al. 2012). This presents both a challenge and an opportunity. Flows in the near well-bore environment may be

influenced by injection strategies. Once CO₂ moves further, the path of migration is controlled by features of the rock and fluids – buoyancy, reservoir heterogeneity, and the geometry of the stratigraphic trap.

Important examples of exhaustively characterised CO₂ migration are the Sleipner and In Salah projects, with injection rates of roughly 1Mt yr⁻¹ (Bickle et al. 2007; Verdon et al. 2013). At the Sleipner project offshore Norway, the reservoir is very permeable, and migration is dominated by buoyancy-driven spreading. This is particularly clear at the top of the reservoir where the topography of the bounding cap rock, the Nordland Shale unit, dictates the evolving pattern of flow (Cowton et al. 2018). Carbon dioxide temperature and fluid composition also play a role in plume footprint and matching to observed data at Sleipner (Hodneland et al., 2019). This is in contrast to the In Salah project where the project was halted due to excessive reservoir pressurisation. Here the reservoir was a thin (20m thick) and low permeability fractured sandstone. In this scenario, injection pressures controlled plume migration.

The chief uncertainty in predictions for plume migration is the heterogeneity of subsurface reservoirs (Figure 1). It remains a significant challenge to characterise reservoir scale heterogeneities at scales below the resolution of seismic imaging, typically a quarter of the seismic wavelength. Centimeter-to-metre scale capillary and permeability heterogeneities may have a significant impact on the larger scale flow and trapping (Benham et al. 2021; Boon & Benson, 2021; Jackson & Krevor, 2020). Because they are difficult to characterise, they are a major source of uncertainty.

The immobilisation and trapping of CO₂ plumes is important for the long-term security of stored CO₂. For many scenarios, trapping of the CO₂ primarily occurs due to a structural trap. Subsequent plume immobilisation may be driven by the capillary trapping of residual CO₂ and through dissolution of CO₂ in water. Residual trapping occurs simultaneous with plume migration. The residual trapping of CO₂ may be greatly enhanced by heterogeneities which act to disperse the plume, and provide barriers to buoyancy-driven flow (Hesse & Woods 2010; Krevor et al 2011). At the largest scales residual trapping can immobilise plume migration (Hesse et al. 2008), a process which has been observed with modest injection volumes at the Otway test site in Australia (Popik et al. 2020).

Dissolution trapping may require decades or longer depending on the extent of fluid convection in the reservoir (Nordbotten and Celia, 2012). The dissolution of CO₂ into water produces dense CO₂-saturated waters (Riaz et al. 2006). This may lead to convection in highly permeable reservoirs (Neufeld et al. 2010), and enhanced dissolution rates in highly heterogeneous formations (Gilmore et al. 2020). As with residual trapping, the dissolution of CO₂ can act to halt the advance of the CO₂ plume (Gasda et al. 2011; MacMinn, Juanes 2013). Significant dissolution rates have been inferred at field scale for magmatically derived CO₂ (Sathaye et al. 2014). Mineralisation of the CO₂ may also serve as a trap. However, in sedimentary systems there may be an insufficient supply of reactive minerals, and rates of chemical reactions are often sluggish, requiring millenia, and generally much longer timescales than in igneous rocks (Snæbjörnsdóttir et al., 2020; Krevor et al., 2019).

These trapping mechanisms act to immobilise the CO₂ plume, and hence minimise any risks of leakage through pre-existing wells or fault systems (Nordbotten 2009; Gilmore et al. 2021). It is plausible that enhanced trapping rates will mitigate leakage rates in many scenarios (Jones et al., 2015; Alcalde et al., 2018).

2.3 Managing induced seismicity

The potential for subsurface CO₂ injection to cause earthquakes, and approaches for managing and derisking this outcome, has been an area of increasing interest for subsurface CO₂ storage. Earthquakes occur when faults rupture, leading to runaway slip and the radiation of elastic waves (Scholtz, 1998). The fundamental mechanism to induce fault slip—and, potentially, earthquakes—is a combination of two types of stress changes: an increase in shear stress on the fault, and a reduction in compressive normal effective stress clamping the fault. The former can occur in bounding faults as a result of fluid withdrawal, as was the case in the Groningen gas field (Candela et al., 2019). The latter occurs as a result of fluid injection leading to an

increase in pore fluid pressure. Coupling between pressure diffusion and rock deformation results in changes in stress, known as poroelastic effects (Figure 1, inset) (van der Baan, 2021). Poroelastic effects are often secondary, and they can play a role in triggering distant earthquakes (Zhai et al., 2019). Cumulative injected volume will impact the total pressure increase, which will affect the slip tendency on reservoir faults, especially in reservoirs that are compartmentalized or have low permeability (McGarr, 2014; Watkins et al., 2022). A growing number of field observations suggests that fluid injection rates are also a determinant for induced earthquakes (Weingarten et al., 2015; Tang et al., 2018). This effect has its underpinning in the frictional behavior of faults under varying normal stress and can be explained from the onset of frictional instabilities (Olsson, 1988; Linker and Dieterich, 1992; Alghannam and Juanes, 2020).

While most earthquakes—and certainly the most damaging earthquakes—are of tectonic origin, earthquakes can be triggered by human activities (National Research Council, 2013; Ellsworth, 2013; Grigoli et al., 2017). These include fluid injection processes analogous to CO₂ storage including subsurface disposal of wastewater (Healy et al., 1968; Raleigh et al., 1976), conventional oil and gas production (Segall, 1989), gas injection (Gan and Frohlich, 2013; Cesca et al., 2014), geothermal energy extraction (Brodsky and Lajoie, 2013) and groundwater pumping from shallow aquifers (Amos et al., 2014).

Because of the similarities with large-scale geologic wastewater disposal, concerns about seismicity hazard have been raised in the context of geologic CO₂ storage (Zoback and Gorelick, 2012; Verdon et al., 2013; Jha and Juanes, 2014; White and Foxall, 2016). The dramatic increase in seismicity in the mid-continent of the United States starting in 2009 is a cautionary tale on the potential effects of large-scale subsurface fluid injection (Ellsworth, 2013; Keranen et al., 2014). This increasing trend, however, has reversed in recent years as a result of imposing limits on per-well injection rates and injecting into more permeable geologic strata and away from faults (USGS, 2019). The most immediate lesson learned is that site selection is key.

While certain geologic settings, such as those dominated by granitic rocks, would be prone to induced earthquakes and leakage risk that could compromise a CCS project (Chen et al., 2000; Zoback and Gorelick, 2012), in the short term induced seismicity should not pose a barrier to CCS deployment. Many formations exhibit excellent promise for storing very large quantities of CO₂, especially in normally-consolidated, shallow (< ~3km) siliciclastic sequences (those characterized by alternating sand-dominated and clay-dominated sediments) where ductile rocks can accommodate substantial deformation and faults behave aseismically (Ikari et al., 2009; Bürgmann, 2018). Indeed, large volumes of buoyant fluids have remained stable in geologic traps over millennia in regions experiencing strong and frequent earthquakes, like Southern California, even under substantial overpressures (Juanes et al., 2012). These environments include offshore sedimentary formations, which can have high injectivity and storage capacity, and in many areas, like India, provide the only viable geologic storage reservoirs (Ringrose and Meckel, 2019).

A priori prediction of induced seismicity is challenging for a number of reasons. The state of stress on a fault and the fault strength are heterogeneous and uncertain. The evolution of stresses on faults is coupled with fluid pressures and therefore depends on reservoir architecture and hydraulic properties like porosity and permeability, which are also heterogeneous and uncertain. However, the frictional behavior—seismic vs aseismic slip—depends on the lithology, and this offers an opportunity to select storage sites where faults slip aseismically, minimizing the risk of induced seismicity.

In the absence of sufficient information to determine and mitigate the processes that trigger earthquakes, authorities have set up regulatory monitoring-based frameworks known as “traffic-light systems” with varying degrees of success (Baisch et al., 2019). These are intended to reduce the chance of induced earthquakes by specifying circumstances when injection should be halted or reduced. These frameworks are empirical and reactive.

There is broad consensus that more sophisticated approaches are needed (Lee et al., 2019). Ideally, such methodologies should be built on comprehensive information about the subsurface to calibrate geomechanical and earthquake source physics models. These physics-constrained models should then be validated by comparing their predictions with subsequent observations made *after* calibration, allowing for forecasting and proactive management of reservoir operations to mitigate triggered seismicity (Hager et al.,

2021). Potentially, such approaches would also permit judicious placement of new injection wells and implementation of remedial measures (such as balancing injection or fluid withdrawal). We anticipate that this type of model-based management and mitigation could play an important role during the scale-up of CO₂ and H₂ geologic storage.

3. Underground hydrogen storage: lessons learned from underground CO₂ storage

The commercial demonstration of CO₂ storage has increased confidence in the use of subsurface fluids in energy applications. Underground hydrogen storage (UHS) is one such technology envisioned to play a role in seasonal-based energy storage at the grid scale (Kabuth et al., 2016; Heinemann et al., 2021b). In this role, the storage will be cyclic, with H₂ gas temporarily stored to be later extracted to meet demand. This differs with CO₂ storage with its focus on permanent sequestration, and is more similar to the use of underground natural gas storage (UGS) today (Figure 2). The potential for subsurface H₂ storage reaches terawatt hours of energy content globally, far exceeding foreseeable demand (Heinemann et al., 2021a). However, the knowledge base and industrial experience is just beginning. We summarize some similarities where experience from CO₂ storage can be exploited to accelerate UHS technology development.

The geological host for hydrogen storage must meet some of the requirements for CO₂ storage: away from sensitive faults, sufficient capacity, good injectivity, and a secure trap. However, there are many important distinct features. Carbon storage is for permanent sequestration, and open ended complexes relying on residual and dissolution trapping can be used. Hydrogen is a commodity where its purity loss should be minimized during storage and extraction, implying that structural traps a requirement (Amid et al., 2016). The hydrogen rich fluid has lower compressibility than CO₂. The lack of sharp fluid density increase with depth opens up shallower options for hydrogen. The seasonal cycling of UHS may place greater emphasis on the co-location of sites with hydrogen production to minimize cost and transport risk, and streamline storage operations (Simón et al., 2015). Since H₂ has low volumetric energy density and carries a high risk of steel pipeline embrittlement, it is poorly suited for long-distance pipeline transport or shipping (Hafsi et al. 2018). This implies that proximity will need to be weighted more heavily than for CCS in site selection criteria.

Salt caverns have been used for decades for natural gas storage appear especially well suited for hydrogen storage. Example projects in the UK and USA have operated for many decades (Tarkowski et al., 2021). However the capacity of salt caverns is limited by the lower volumetric energy density of H₂ gas compared to CH₄. The availability of sufficiently thick salt deposits is geologically restrictive (Heinemann et al., 2021b; Caglayan et al., 2020). Expanding available capacity through engineered salt caverns has high capital costs (Tarkowski, 2019). Saline aquifers and depleted oil and gas reservoirs are ubiquitous, considered low risk, and were recently identified as the most cost-effective H₂ subsurface storage option (Tarkowski, 2019; Hashemi et al., 2021; Heinemann et al., 2021a).

Hydrogen storage will cause a variety of physically and chemically complex effects that are currently not well constrained. Understanding flow, containment and hysteresis of H₂ in rocks is not as advanced as CO₂ and presents a critical knowledge gap for H₂ storage (Hashemi et al., 2021; Heinemann et al., 2021a,b). Injectivity loss due to salt precipitation is a well-studied phenomenon for CO₂ storage (Miri and Hellevang, 2016), while for UHS there is still uncertainty around analogous evaporative processes. The intermittency of injection and withdrawal cycles on shorter time-frames, compared to monotone storage of CO₂, raises additional challenges for wellbore integrity and rock plastic deformation under cyclic loading (Carroll et al., 2016; Kumar et al., 2021). In addition, fault integrity could be a greater risk with increased cycling frequency and loads, as observed in petroleum applications (Kaldi et al., 2013). The challenges of microbial conversion could limit underground storage to deep, high salinity formations to suppress microbial activity (Dopffel et al., 2021; Thaysen et al., 2021). Increased understanding of microbial conversion is needed to unlock the potential for re-use of depleted hydrocarbon fields and aquifers.

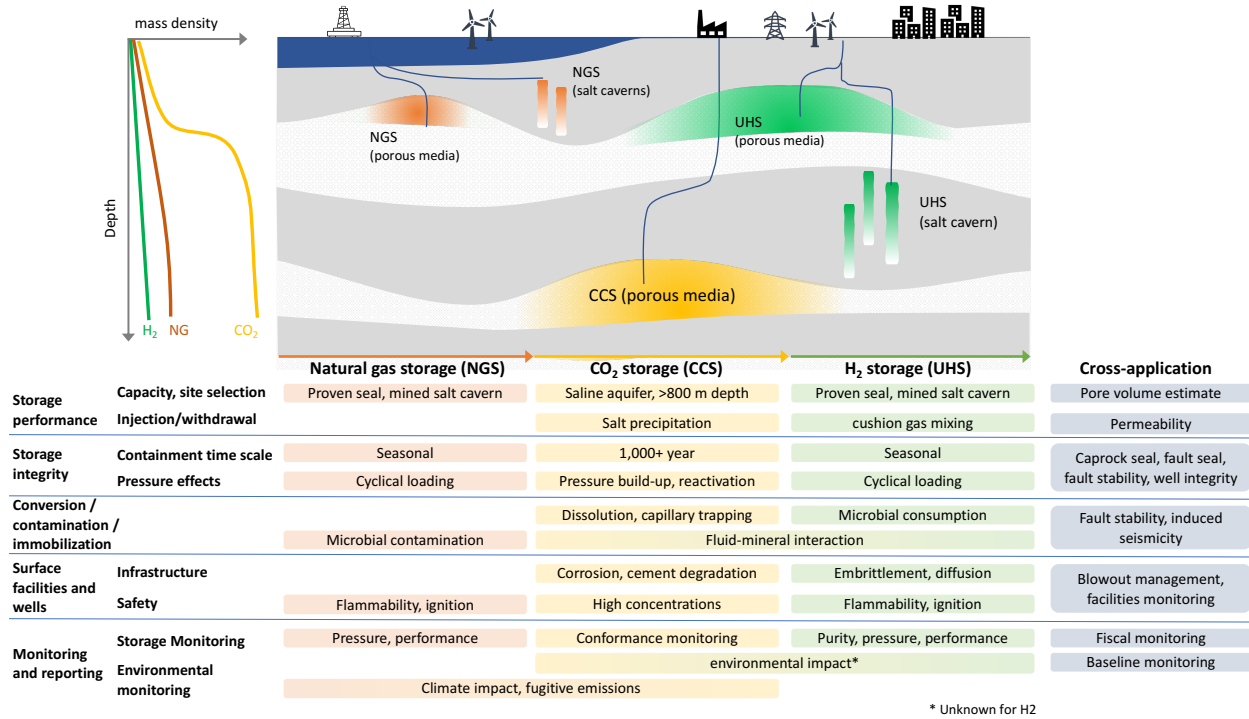


Figure 2. Cross-comparison of subsurface storage of natural gas, CO₂, and H₂
 NOTE TO REVIEWERS: all figures are “mock-up” and will be professionally developed by NREE

4. The contribution of CO₂ storage to sustainable development

Sustainable development has been a part of the discussion around carbon capture and storage from its inception (IPCC, 2005). It has been used by the IPCC as an organising framework for evaluating approaches to mitigating climate change (IPCC, 2014, 2018, 2022). Definitions emphasise the need for development in ways that do not compromise opportunities for others (See Principle 3 of the 1992 Rio Declaration, United Nations, 1992). Recent IPCC reports have linked technologies, including CCS, with their contribution to and detraction from the Sustainable Development Goals (SDGs) and these are shown in Figure 3 (IPCC, 2018; Mikunda et al., 2021). The contributions of technologies to sustainable development are evaluated through consideration of their impacts on environmental, economic, and social issues.

Carbon capture and storage is frequently discussed as a transitional technology towards a sustainable energy system (Herzog and Drake 1996). The technological maturity of CCS components suggested potential for cost-effective, large-scale emissions reductions from coal-fired power production on a shorter time frame than alternatives, and as a potential stepping stone to a hydrogen energy system (IPCC, 2005; Hetland and Anantharaman 2009; Audus et al. 1996; Mathieu 2002). In contrast to this transitional framing, modelled development pathways synthesized by the IPCC suggests a long-term role for CO₂ storage in energy systems associated with power production, industrial processes, and negative emissions chains (IPCC 2014, 2018, 2022). In these scenarios, CCS scales up to mid-century and is then sustained or increased to 2100. Within these narratives CCS contributes to sustainable development through its contributions towards climate change mitigation (environment) and the provision of a cost-effective low-carbon energy source (economic). More

recently, the potential for CCS to facilitate employment opportunities in industrial regions has also been identified as a contribution towards just transition (social) (Swennenhuis et al., 2022).

Sustainable Development Goal	7 AFFORDABLE AND CLEAN ENERGY	8 DECENT WORK AND ECONOMIC GROWTH	9 INDUSTRY, INNOVATION AND INFRASTRUCTURE	12 RESPONSIBLE CONSUMPTION AND PRODUCTION	13 CLIMATE ACTION	17 PARTNERSHIPS FOR THE GOALS
Contributions of CO ₂ storage	Cleaner fossil fuels and industrial processes	Facilitating economic growth	New infrastructure Fostering industrial partnerships	Cleaner fossil fuels and industrial processes	Cleaner fossil fuels and industrial processes	Fostering industrial partnerships
Detractions of CO ₂ storage		Carbon lock-in			CO ₂ leaking from reservoirs	

Figure 3. United Nations Sustainable Development Goals with potential contributions and detractions from subsurface CO₂ storage identified in *IPCC, 2018*.

NOTE TO REVIEWERS: all figures are “mock-up” and will be professionally developed by NREE

4.1 Environmental sustainability

Environmental sustainability is the purpose of subsurface CO₂ storage as a climate change mitigation technology. Lifecycle analysis has been extensively applied to a variety of CCS chains and ongoing operations demonstrating its efficacy and potential. These analyses underpin their representation in energy systems models, and the resulting projections of gigatonne scale deployment featured in the IPCC reports. The leading environmental impacts are associated with surface operations including the energy and chemical consumption of the CO₂ capture processes and energy for the compression for transport. Energy consumption from subsurface operations, including field development, injection and monitoring, comprise 1% or less of the lifecycle costs (Volkart et al., 2013; Pehnt & Henkel, 2009). However, two areas in which life cycle emissions are sensitive to aspects of the subsurface are in the potential CO₂ escape, or leakage, from the subsurface store, and the use of CO₂ to produce oil in enhanced oil recovery processes.

The permanence of stored CO₂ is central to its effectiveness in emissions mitigation. There are no examples of CO₂ leaking to the atmosphere from existing industrial CO₂ storage sites. However, the issue receives major focus in project development where well integrity is considered the leading risk of injected CO₂ escape (Alcalde et al., 2018; Pawar et al., 2016). This follows from experience in the hydrocarbon industry where gas escape from the subsurface through leaky wells is pervasive (Kang et al., 2016; Davies, 2014). Risk analysis in FEED studies of industry projects consider that over 30% of abandoned wells have potential to serve as leakage pathways (Shell UK Limited, 2016).

The leading environmental concern of CO₂ leakage is the impact on climate change, although there may be impacts on drinking water quality and offshore ecosystem health (Jones et al., 2015). Because of the very large amounts of CO₂ storage envisioned in climate mitigation scenarios, e.g., 1000 Gt CO₂ stored by 2100, models show that annual leakage rates of greater than 0.01% of stored CO₂ will negate the climate mitigation benefit of having stored the CO₂ (Shaffer, 2010; Hepple & Benson, 2005; Haugan & Joos, 2004). Regulations generally require the remediation of leaking wells, and there is significant industrial experience in carrying this out (See EPA, 2018). At the same time, there is a gap in identifying workflows for verifying storage integrity to the level of precision, e.g., <0.01% annually, required.

Most CO₂ storage today takes place in oil fields where it is used to boost oil production, a process known as enhanced oil recovery. The revenues are so significant that economic models show that enhanced oil recovery

could be the dominant CO₂ storage configuration as CCS scales up to gigatonnes per year (International Energy Agency, 2015; Kolster et al., 2017; Edwards and Celia, 2018; Hepburn et al., 2019). Life cycle analysis of existing operations and envisioned scenarios with incentives for maximising CO₂ use shows that for every one ton of CO₂ stored underground 1.5-3 tons of CO₂ are emitted to the atmosphere, primarily from combustion of the end products of the produced oil (Jaramillo et al., 2009; Cooney et al., 2015; Sminchak et al., 2020; Stewart & Haszeldine, 2015; Núñez-López & Moskal, 2019). The net climate benefit hinges on the extent to which the oil will add, or is additional to, total oil production in a market. If it is additional the emissions from combustion negate the benefit of the CO₂ storage. If instead the produced oil displaces production from other parts of the market, there will be no net increase in greenhouse gas from the oil. This topic has seen little analysis. In an economic modelling study the IEA found that as little as 20% of the oil in a global market could be additional, largely preserving the climate benefit of CO₂ storage when combined with enhanced oil recovery (International Energy Agency, 2015). However, there are questions around how the climate benefit can be monitored at the market scale, and whether this will be supported by the public.

4.2 Societal acceptability

The widespread use of CO₂ storage will require broad societal engagement. Case studies demonstrate that social impact assessment, community engagement, and participation must be considered from project outset and tailored to local context (Mabon et al., 2017; Ashworth et al., 2015; Alcalde et al., 2019; Haug & Stigson; Akerboom et al., 2021). Indeed, as with other energy technologies, insufficient community support has contributed to the failure of attempts to implement CCS (Brunsting et al., 2011; van Egmond & Hekkert, 2015). Further, openness of technology, transparency of information and citizen participation are necessary to achieve broad acceptance for CCS (Glanz et al., 2021). Public attitudes towards CCS have been evaluated throughout Europe, in Canada, the United States, Brazil, Japan, China, Indonesia, and Australia (Buck, 2021; Broecks et al., 2021; Tcetkov et al., 2019 ; Selma et al., 2014; Whitmarsh et al., 2019; Chen et al., 2015).

The leading predictor for the acceptance of CO₂ storage is how the public perceives the benefits of the CCS technology chain relative to the risks (Selma et al., 2014; Tcvetkov et al., 2019). Publics perceive the leading benefits of CCS to be its contribution to climate change mitigation. Job creation and investment in a community are also frequently cited in surveys. The leading risks perceived for CCS are associated with the subsurface (Whitmarsh et al., 2019; Gough & Mander, 2019; Selma et al., 2014). Publics cite risks of CO₂ leaking to the atmosphere and associated industrial catastrophes, and the potential for induced earthquakes. People are also concerned about the long term fate of CO₂ and storage site management challenges (Vercelli et al., 2017). The gap between public perception of leakage risk compared with experts who consider the risks small suggests an opportunity for communication to improve public acceptance (Broecks et al., 2021).

Concerns around sustainability are also frequently captured. Issues raised include the character of CCS as an end-of-pipe solution, its association with the continued use of fossil fuels, and its potential to divert financial and other resources from renewable energy development (de Coninck, 2008; Selma et al., 2014). There is a perception that CCS does not address the root cause of CO₂ emissions, and upholds the status quo of non-sustainable production (Vergragt et al., 2011; Cox et al., 2020). There is also a lack of trust in industry and in the sincerity of efforts by corporations to transition towards a more sustainable future (Gough et al., 2017, 2018). There may be an opportunity to change this outlook with new narratives that position CCS as a component of carbon dioxide removal chains, addressing concerns about CCS as an end-of-pipe solution only (Gough and Mander, 2019; Janipour et al. 2021).

Studying public perception is challenging for emerging technologies (Ashworth et al, 2015). A prevailing feature of societal research in CCS is that there are low levels of public awareness (Whitmarsh et al., 2019; Pianta et al., 2021; UK Department for Business, Energy & Industrial Strategy, 2021a; Ostfeld & Reiner, 2020). Perception also varies with geography with increasingly negative opinions the closer a storage site is located, and whether or not the source of the CO₂ is domestic or imported (Haug & Stigson, 2016; Akerboom et al.,

2021; Merk et al., 2022). There is evidence that benefit perception varies depending on the particular CCS chain (Dütschke et al., 2016; Gonzalez et al., 2021; Glanz et al., 2021).

Public perception of CCS will evolve further with deployment. Concerns might decrease with increasing experience or might increase according to how projects are perceived in terms of procedural and distributive fairness, and tangible economic and wider benefits (Hansson et al., 2022; Dowd et al. 2015). Social science research emphasises the importance of understanding the local community context within which CCS developments sit. Project-specific measures to increase societal acceptance may include early and open engagement of stakeholders, provision of information and sources to support familiarity with CCS, and understading of community context and possible societal impacts, as well as tools such as community compensation. In short, societal acceptability of CCS will be place and application specific, and depends on when, where, at what scale, how it might be implemented, and trust in local industry and decision-makers (Whitmarsh et al, 2019; Gough & Mander, 2019).

4.3 Regulatory frameworks

There are mature and detailed legal frameworks enabling CO₂ storage at the international, national, and sub-state level in Europe, the United States, Canada, and Australia (Table 1). These address issues from permitting and environmental assessments, to public consultation, tax credits, and long term liability (Ghaleigh, 2016; Havercroft, 2018). These instruments set out requirements for site permitting including exploration, and development; clarify ownership issues with respect to existing regulations around pore space and subsurface mineral rights; define requirements for succesful operation and monitoring; and specify requirements for post-injection site stewardship and eventual closure. There are broad similarities among the enacted frameworks with some significant variations in how pore space ownership is designated and the length of time required for stewardship of the site post-injection, from 15 years in Australia to 50 years in the USA.

We use the EU’s CCS Directive as illustrative. The Directive has the objective of permanent storage, prohibits ocean storage, requires the permitting for exploration and storage, emphasises careful site selection, risk assessment and monitoring, and links with the EU’s trading scheme. Monitoring injected CO₂ is linked to that required by the Emissions Trading Scheme (ETS) such that liability for climate damage as a result of leakages requires surrender of emissions trading allowances for any leaked emissions – a rigorous level of monitoring. Furthermore, operators are required to provide financial security (i.e. to provide for 30 years of monitoring). However, after closure of the storage site, liability transfers from the operator to the state (or ‘competent authority’ in the language of the Directive) after no less than 20 years. This transfer of responsibility takes place after a process of ‘history matching’ whereby the monitored CO₂ is demonstrated to have behaved in a manner consistent with the operator’s ex ante modelling, there is no detectable leakage, and the CO₂ is moving towards long-term stabilization (CCS Directive, Recital 30, Articles 18-19).

Jurisdiction; treaty body	International legal instruments
International; International Maritime Organisation NE Atlantic;	London Protocol
European Union & 15 countries European Economic Area & UK	OSPAR European CCS Directive (Directive 2009/31/EC)

Country and states	Country and state specific regulations	Policy market support
European Economic Area & UK	EU CCS Directive transposed to domestic law	EU Emissions Trading Scheme Norwegian Carbon Tax
USA	US Safe Drinking Water Act Underground Injection Control Program	45Q tax credit
North Dakota	ND Century Code Ch. 38-22 & ND Administrative Code 43-05	
Wyoming	WY Stat §35-11-313 (2019)	
Other	Several states have enacted laws and obtained legal primacy over the USDWA for enhanced oil recovery and extended those laws to regulate CO ₂ storage with enhanced oil recovery	California Low Carbon Fuel Standard
Canada Alberta	Primary authority with individual provinces Carbon Capture and Storage Statutes Amendments Act 2010 Technology Innovation and Emissions Reduction Regulation (TIER)	TIER fund price
Australia	Offshore Petroleum and Greenhouse Gas Storage Act (2006); National Greenhouse and Energy Reporting Act (2007)	
Victoria		
Queensland	Greenhouse Gas Geological Sequestration Act 2008;	
Western Australia	Offshore Petroleum and Greenhouse Gas Storage Act 2010	
South Australia	Greenhouse Gas Storage Act 2009 Barrow Island Act 2003 Petroleum and Geothermal Energy Act 2000	

Table 1. Indicative international, national, and sub-state laws governing the underground storage of CO₂ and policies supporting market based development of projects. For additional policies directed at specific projects, e.g., government grants, see compilations at Rassool et al., 2020 and IEA 2022.

5. Technical feasibility of scaling up

The technology required for subsurface CO₂ storage at the single field scale is mature, including resource classification, appraisal, site development, operation, and CO₂ plume monitoring. At the same time, these technologies are evolving as experience is gained, and with an eye towards scaleup driven by expectations about the increasing role of subsurface storage in climate change mitigation plans.

5.1 Storage resource assessment

Estimates of the storage resource base have been a focus from the initial development of subsurface CO₂ storage. Resource assessments have been performed by government and research organisations for

approximately 20 countries. Compilations of this data suggest that 10,000 – 30,000 Gt may be stored in suitable subsurface geology around the world (Figure 4)(Benson et al., 2012; Baines et al., 2022).

Recently, the United Nations Economic Commission for Europe and the Society of Petroleum Engineers Storage Resources Management System (SPE SRMS) asset classification systems have been developed for storage resources (UNECE, 2016; Society of Petroleum Engineers, 2017). A hierarchy of categories, e.g., from Resources to Capacity, is driven by the state of commercial feasibility (Figure 4). These systems emphasise near term commerciality, and the highest level of classification is only achieved with imminent or ongoing project investment and operation. An evaluation of global storage resources found that approximately 96% would classify as “Undiscovered Resource” in the SRMS, and a further 4% as “sub-commercial” resource. Much less than 1% of the resource has been developed to the commercial status which is termed “capacity”.

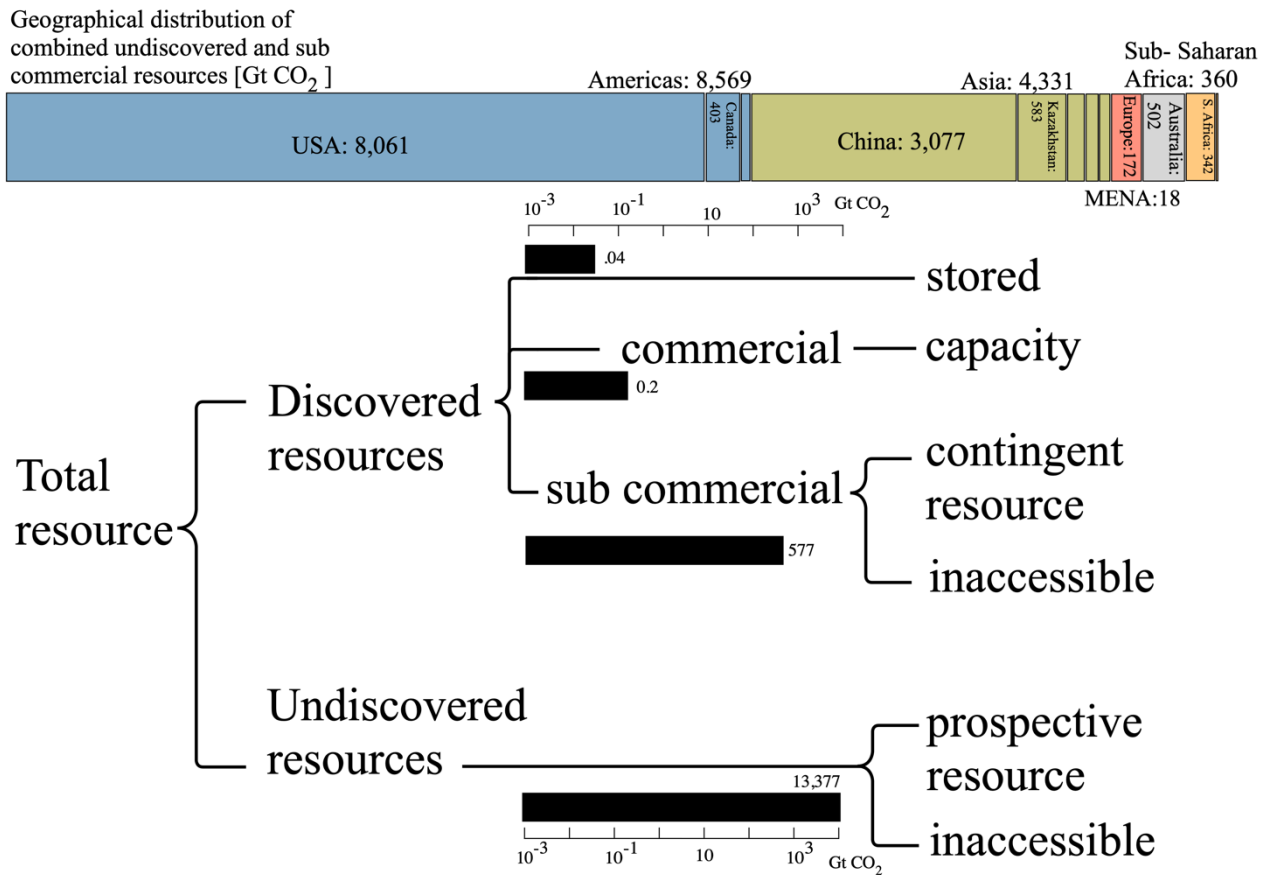


Figure 4. Global Storage resources by geography and by resource classification in the SPE Storage Resources Management System. The geographical distribution shows the combined undiscovered and sub-commercial resources by country and region. In the classification graph, black bars show on a logarithmic axis global estimates for resources currently achieving the criteria for classification as undiscovered, sub-commercial, commercial, and stored resources (Baines et al., 2022).

NOTE TO REVIEWERS: all figures are “mock-up” and will be professionally developed by NREE

5.2 Site development and engineering

Industry best practice for maturing storage resources from prospective to commercial has developed with project experience (Duong et al., 2019; Alcalde et al., 2021; Dean & Tucker, 2017; Ringrose 2018, 2020; Equinor, 2020). The Storage Readiness Level (SRL) is a recent framework developed to track the degree of

maturation for specific sites (Akhurst et al., 2021). The process follows established workflows from the oil and gas industry and includes site screening, selection, and characterisation (National Energy Technology Laboratory, 2017). Typically the process will take 2-4 years.

Monitoring the CO₂ injection gives operators assurance that the project is in conformance, reduces uncertainties existing at the outset of the operation, and addresses societal concerns (Dean & Tucker, 2017; Barros et al., 2021). Monitoring plans need to balance cost-efficiency and value of information (Bourne et al., 2014). Geophysical techniques are indirect methods to interrogate the storage reservoir and monitor plume migration. Time-lapse seismic imaging is the most important geophysical technique for CO₂, but gravimetric and electromagnetic methods, and distributed fibre optic sensing have also been developed (Chopra & Castagna, 2014; Tveit et al., 2020; Pevzner et al., 2021). The observed plume can be used to confirm or update model predictions (Furre et al., 2017). Downhole pressure and temperature measurements at the injection well are used to monitor injectivity and detect leakage into overlying aquifers. Significantly, there are no commercial techniques for observing residual or dissolution trapping, which is currently addressed through simulation based history matching (Mykkeltvedt et al., 2012; Moghadasi et al., 2022).

Risk management is central to the planning and operational phases of CO₂ storage projects (Pawar et al., 2015). In practice the risk of unsustainable injection rates is the largest risk to a commercial project (Nicol et al., 2011; Guglielmi et al., 2021; Duguid et al., 2021). Site engineers have several tools and resources available to address risk, ranging from models and simulation, data acquisition, and geophysical monitoring. Storage projects expect a risk profile that decreases steadily during site planning, operation, and closure (de Coninck & Benson, 2014). If anomalies are observed, such as gas detected at the ground surface or seafloor, or unexpectedly rapid plume migration, a new evaluation of risks will determine if an operational change is needed (Dean et al., 2020; Waage et al., 2021; Glubokovskikh et al., 2020).

With increasing demand for storage, individual site development will need to be put in the context of a portfolio of storage sites (Figure 5). A portfolio of sites may be connected by a common aquifer and a pipeline distribution network (bp, 2022). This comes with additional challenges. Pressure communication and interference between sites can significantly impact the risk of injectivity and capacity loss at individual sites (De Simone & Krevor, 2021; Birkholzer et al., 2009). There may be need for regional scale pressure management (Bandilla and Celia, 2017; Cihan et al., 2015; Birkholzer et al., 2012). This will require forecasting pressure over space and time over scales well beyond that of any given site (Gasda et al., 2017; Pettersson et al. 2022). Uncertainty, data scarcity, and lack of acceptable regional scale models makes this difficult (Elenius et al., 2018).

5.3 Business models for carbon storage

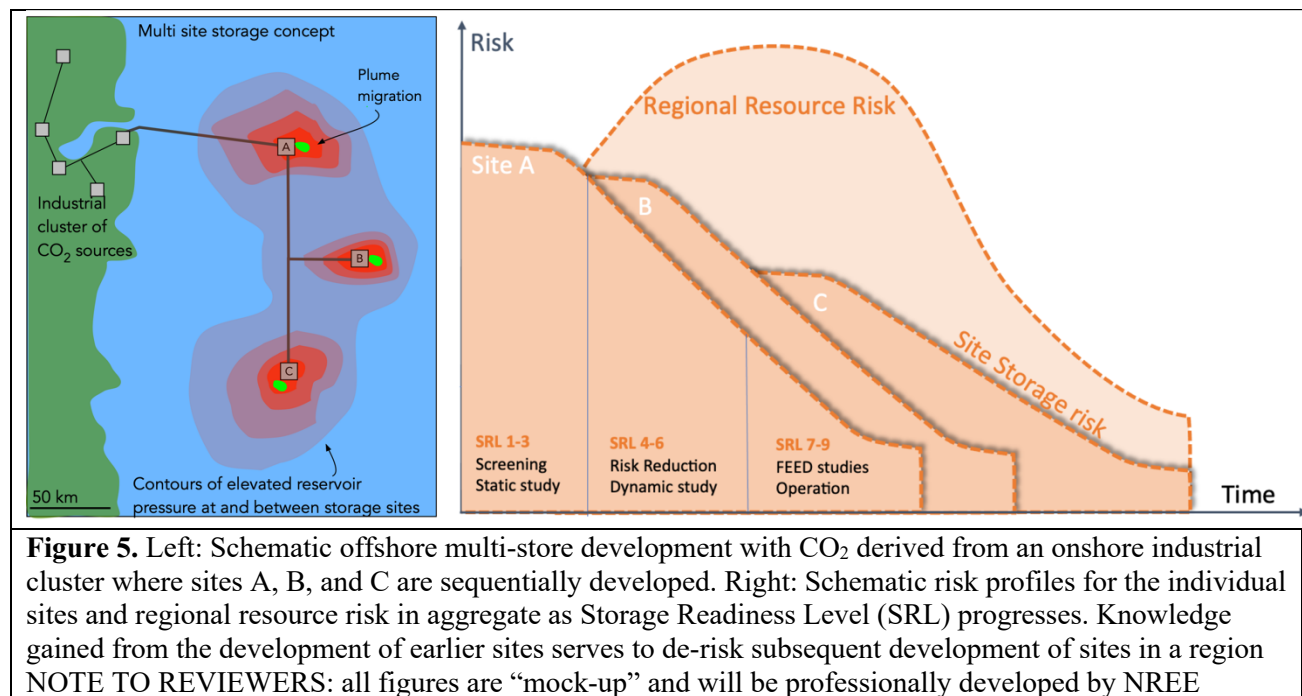
Project costs and revenues are central to the deployment or failure of carbon capture and storage chains. Minimising costs associated with capture by obtaining CO₂ from high-purity sources, generating revenue from the sale of CO₂ for use in enhanced oil recovery, and minimising total project size are leading factors in project progression (Abdulla et al., 2020; Martin-Roberts, 2021; Wang et al., 2021).

The subsurface component of costs are well established for projects with capture and injection rates in the range 0.5 – 5 Mt CO₂ yr⁻¹ and injection lasting between 10 – 30 years. Detailed cost models, regional storage cost supply curves, and Front End Engineering Design (FEED) studies covering a range of storage environments are publicly available (Rubin et al., 2015; Morgan & Grant, 2014; Shell UK Limited, 2016; ACT Acorn, 2018; Equinor, 2020; Smith et al., 2021; Torp & Brown, 2005). Over the life of a storage project, costs in 2020 values range USD \$5-15 per tonne of CO₂ stored for storage onshore and USD \$15 – 25 per tonne when storage is offshore. The leading cost components include site characterisation, the construction of wells, and site monitoring pre- and post-injection, primarily seismic imaging. To place this in context, capture costs associated with power production range from \$30-100 per tCO₂ and transport costs range \$1-5 per tCO₂ for every 100km distance (Smith et al., 2021; Rubin et al., 2015). As a result storage costs comprise 10-20% of the total CCS chain when CO₂ is captured from dilute flue gas streams, whereas they can dominate full chain costs when CO₂

is obtained from a high purity source such as natural gas processing, or when capture rates are below 500,000 tCO₂ yr⁻¹ (Leeson et al., 2017; ACT Acorn, 2018).

Costs are recovered through a combination of government grants, policy support in the form of tax credits or avoided tax (Table 1), revenue from the sale of carbon credits, or the sale of CO₂ for enhanced oil recovery (Whitmarsh, 2022; Rassool et al., 2020; Herzog, 2016). When CO₂ is captured from low-purity streams like flue gas from power production, government supported capital grants have been required (Herzog, 2016). When CO₂ comes from high purity streams like natural gas processing or ethanol production, there are a number of demonstrated business models. In Norway, the Sleipner and Snøhvit projects are economic because the costs of storage are less than the cost of a tax imposed on CO₂ emissions (Torp & Brown, 2005). A number of storage projects in the USA have succeeded entirely from revenue from the sale of CO₂ for enhanced oil recovery, around \$30 tCO₂⁻¹, and now obtain tax breaks of a similar magnitude through the 45Q policy (Herzong, 2016). In Alberta, Canada, the Quest project obtains significant revenue through the generation and sale of carbon credits under the Technology Innovation and Emission Reduction regulation (Shell Canada Energy, 2021).

Business models are now emerging to overcome the barriers of costly infrastructure and expensive CO₂ capture from dilute emissions streams. The Norwegian government financed the Longship Project with capture and storage of 800,000 tCO₂ yr⁻¹. The Northern Lights Joint Venture was awarded the role of the CO₂ transport and storage operator (Norwegian Ministry of Petroleum and Energy, 2020). There is extra injection capacity, up to 1.5 Mt yr⁻¹, and the Northern Lights project may sell this to other carbon capture operators. The UK government, similarly, is establishing a private transport and storage operator that will own an initial pipeline and storage infrastructure (UK Department for Business, Energy, & Industrial Strategy, 2021b). While initial capture projects will be government financed, the storage operator will subsequently generate revenue through a user-pays model where industries contract for the offtake of their CO₂ emissions.



5.4 Current deployment and scaleup to climate relevant injection rates

There are 26 commercial CO₂ storage sites operating around the world at injection rates between 0.5 – 2 MtCO₂ yr⁻¹ (Global CCS Institute, 2021). This corresponds to a CO₂ capture capacity of around 40 Mt yr⁻¹ (Figure 6). Between 200-300 Mt of CO₂ has been stored underground since 1996 (Zhang et al., 2022). These

projects operate in a range of settings. Sleipner, the first dedicated CO₂ storage site, and Snøhvit are offshore and associated with natural gas production (Bicklet et al., 2007; Furre et al., 2017; Ringrose 2018, 2020). The In Salah, Quest, and Decatur projects are all onshore projects with storage in saline aquifers (Duong et al., 2019; Finley et al., 2014; Ringrose 2018, 2020). The remainder of projects are onshore with CO₂ injection into oil fields, with concurrent enhanced oil recovery.

Projects comprising over 100 Mt per year capture capacity have been announced in some stage of development, with injection planned to begin before 2030 (Global CCS Institute, 2021; IEA, 2021). A number of projects in the North Sea are designed around systems which allow access to multiple suppliers of CO₂. This includes the Aramis and Porthos projects offshore Netherlands, and the Northern Lights Project, offshore Norway. Business models involving static consortia include the Hynet (UK), Northern Endurance (UK) and Green Sands (DK) projects. Injection wells for CO₂ storage comprising between 15 – 30 Mtpa have recently been permitted in the USA indicative of the impact of policy support (EPA, 2022). Reviews of past project development suggests that many, if not most, of these projects may ultimately stop prior to injection taking place (Wang et al., 2021). However, the number of projects in development has been steadily increasing since a nadir in 2017, suggesting an upward trajectory of development (Global CCS Institute, 2021).

Projections of future demand for CO₂ storage are found in techno-economic studies evaluating climate change mitigation, and government roadmaps for achieving greenhouse gas emissions reductions. For mitigation achieving less than 2°C of warming, global storage rates scale up rapidly to on average 5-10 gigatonnes of CO₂ injection per year by 2050. These rates are sustained, resulting in 350 – 1200 Gt of CO₂ stored underground by 2100 (Huppmann et al., 2018; IPCC 2014, 2018, 2022). The UK Government has identified mitigation trajectories with scaleup of CO₂ storage to 75-175 Mt yr⁻¹ by 2050. The European Union and the US Governments have identified trajectories with 2050 storage rates ranging from 80-300 Mt yr⁻¹ and 1 Gt CO₂ yr⁻¹, respectively, by 2050 (European Commission, 2018; U.S. Department of State, 2021).

A number of analyses suggest that this scaleup is not limited by geology or engineering. Well construction for oil and gas in the Gulf of Mexico and North Sea have achieved analogous rates of development sustained over decades (Ringrose & Meckel, 2019; Lane et al., 2021). Wastewater injection into deep sedimentary formations in the United States reached approximately 1.2 Gt in 2012 (Veil, 2015; Krevor et al., 2019). Regional and global scale analysis of pressure limitations suggests their impact will be limited to a few locations (Szulczewski et al., 2012; Vilarrasa and Carrera, 2015; De Simone and Krevor, 2021; Lane et al., 2021). Source sink matching suggests that the global distribution of suitable geology will facilitate regionally disperse use of CCS (Wei et al., 2021).

Achieving these trajectories requires high rates of growth for an infrastructure-intensive energy technology (Figure 6) (Zahasky & Krevor, 2020). Regional variation in historical oil production suggests that CO₂ storage rates in China and India may be even more limited (Lane et al., 2021). At the same time, current progress in CO₂ storage is commensurate with significant levels of mitigation. Annual storage rates of 30 Mt yr⁻¹ achieved in 2019 are around half of the ~60 Mt of CO₂ equivalent emissions avoided from solar photovoltaic in the USA in the same year (Zhang et al., 2022; IRENA, 2019). The announced project pipeline is within the lower range of scenarios in IPCC projections for 2030 (Figure 6). Maintaining existing growth would lead to cumulative storage amounts by 2100 commensurate with 1.5°C mitigation pathways (IPCC, 2018; Zahasky & Krevor, 2020).

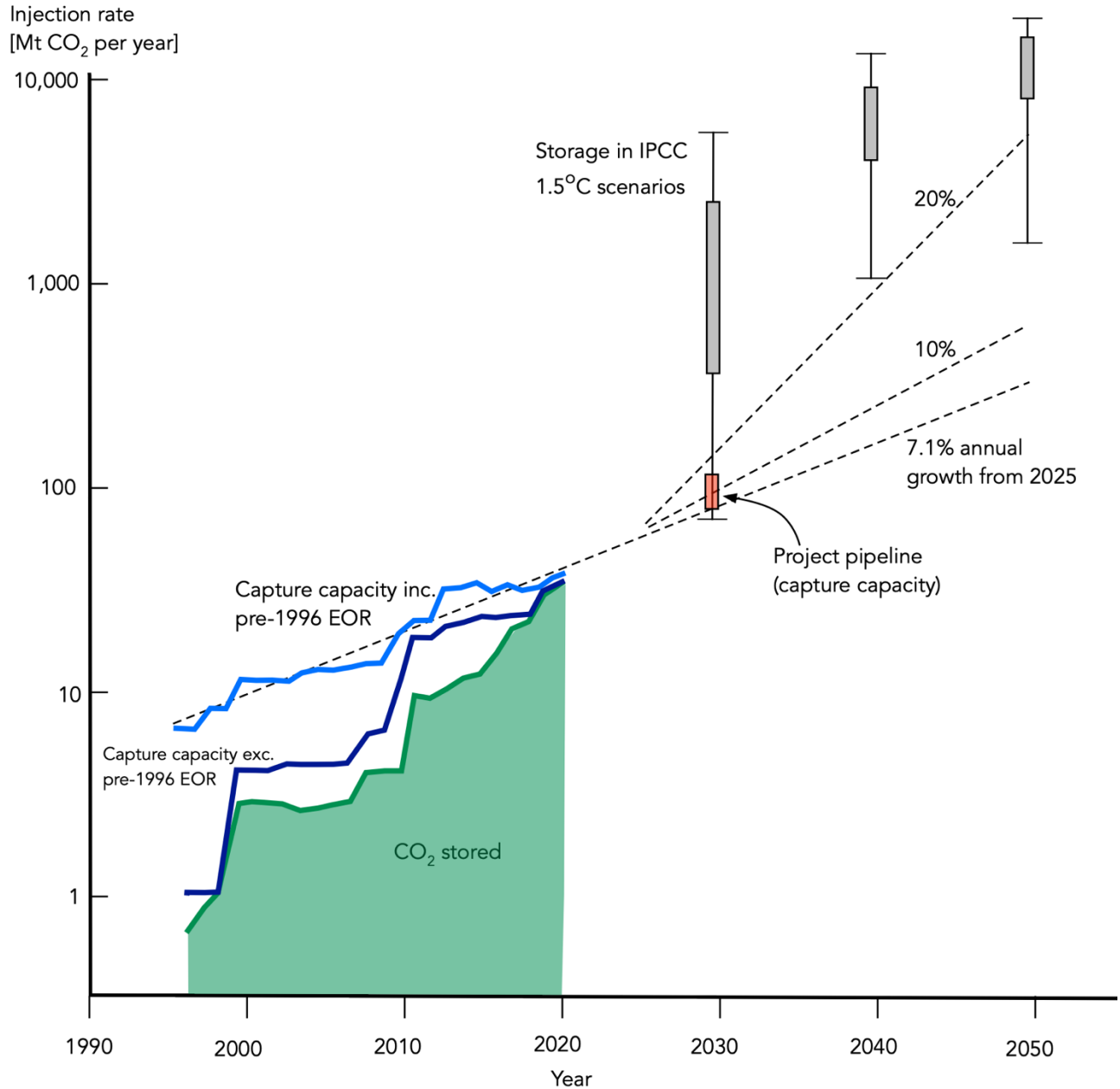


Figure 6. Current deployment, project pipeline, exponential growth trajectories, and storage rates in techno-economic scenarios synthesized by the IPCC

NOTE TO REVIEWERS: all figures are “mock-up” and will be professionally developed by NREE

6. Summary and future Perspectives

Industrial scale CO₂ storage is demonstrated in a variety of geological settings and is making a significant contribution to climate change mitigation today. The understanding of the geology of CO₂ stores has evolved beyond simple analogue to oil and gas systems to a variety of settings with complex geology and plume immobilisation achieved through both the use of geological structures and residual trapping. Studies in fluid

dynamics have identified the key controls of buoyancy, small scale reservoir heterogeneity, and residual and dissolution trapping on plume dynamics. The understanding of seismic risk during CO₂ storage has benefited from experience in managing seismicity associated with wastewater injection in the United States, highlighting the importance of site selection in mitigating seismic risk. Hydrogen storage underground has emerged as a prospect for terawatt scale energy storage, and can benefit from a range of geophysical similarities to both subsurface CO₂ and natural gas storage.

In socio-economic dimensions, the potential contributions of CCS to environmental sustainability are demonstrated at the single site scale, including support for the permanence of stored CO₂ and lifecycle climate benefits of the entire CCS chain. Leading public concerns around technical aspects of CCS are related to the subsurface including leakage and seismicity. Other leading concerns include a continued dependence on and legitimization of fossil fuel technologies, and a deferment of investments in renewable technologies. Legal instruments at international, national, and sub-national levels have been developed and facilitate successful project deployment. Carbon storage project development must be tailored to the local societal context to ensure public acceptance.

There are few engineering limitations to the near term scaleup of CO₂ storage. Engineering tools including site development, management, and plume monitoring are mature. Similarly, storage resource assessment and classification is mature. Successful business models exist today where project cost recovery through revenue from enhanced oil recovery, carbon credits, and tax schemes of \$30 tCO₂⁻¹ is possible in association with CCS chains capturing CO₂ from high concentration sources.

At the same time there are key areas where further development would support or is necessary for the scaleup envisioned over the coming 30 years. The progress in understanding the reactive fluid dynamics of subsurface CO₂ offer the promise of accurate predictive and history-matched modelling of plume behaviour. An evolution is underway in managing seismic risk, moving from the reactive traffic-light system towards a more sophisticated approach analogous to history matching in plume management. These advances would enable significant risk and cost reductions in the operation of sites. Subsurface hydrogen storage is comparatively little studied, but experience with CO₂ storage can guide approaches for efficient resolution of unknowns around the fluid flow properties, the impacts of cycling on store integrity, and the management of microbial degradation of stored H₂.

There are many uncertainties that arise from the scale of envisioned storage. At these scales, resource use expands well beyond the consideration of single sites to entire basins. New tools will be required to characterize these systems, and optimize resource development and management at regional scales. At gigaton scales, leakage rates must be kept to on average <.01% annually, but approaches for monitoring and verifying storage to this precision have not been developed. Business models supporting more expensive project chains have yet to be demonstrated. Techno-economic modelling shows that CO₂ storage with enhanced oil recovery can be a contributor to climate change mitigation, but there are questions about the environmental benefits and societal acceptability. Given the extent of policy and financial support likely required, major efforts must be made to increase both public awareness and societal acceptability. Model projections of the large and rapid scaleup of CCS should be revisited with more realistic constraints placed on growth trajectories, based on historical analogues and known geophysical limitations.

Thus CO₂ storage sits at a crossroads. It has developed to sufficient scale and varying contexts that it is as well placed as any low carbon energy technology to be considered in projections of future energy systems. The magnitude of its role, however, is far from certain, and the evolution from megatonne to gigatonne scale presents at least as many challenges as have yet been overcome.

7. References

- Abdulla, A., Hanna, R., Schell, K. R., Babacan, O., & Victor, D. G. (2020). Explaining successful and failed investments in US carbon capture and storage using empirical and expert assessments. *Environmental Research Letters*, 16(1), 014036.
- ACT Acorn (2018) D08 East Mey CO₂ Storage Site Development Plan

- Akhurst, M., Kirk, K., Neele, F., Grimstad, A. A., Bentham, M., & Bergmo, P. (2021). Storage Readiness Levels: communicating the maturity of site technical understanding, permitting and planning needed for storage operations using CO₂. *International Journal of Greenhouse Gas Control*, *110*, 103402.
- Akerboom, S., Waldmann, S., Mukherjee, A., Agaton, C., Sanders, M., & Kramer, G. J. (2021). Different This Time? The Prospects of CCS in the Netherlands in the 2020s. *Frontiers in Energy Research*, *9*, 193.
- Alcalde, J., Flude, S., Wilkinson, M. *et al.* (2018) Estimating geological CO₂ storage security to deliver on climate mitigation. *Nat Commun* **9**, 2201
- Alcalde, J., Heinemann, N., Mabon, L., Worden, R. H., De Coninck, H., Robertson, H., ... & Murphy, S. (2019). Acorn: Developing full-chain industrial carbon capture and storage in a resource-and infrastructure-rich hydrocarbon province. *Journal of Cleaner Production*, *233*, 963-971.
- Alcalde, J., Heinemann, N., James, A., Bond, C. E., Ghanbari, S., Mackay, E. J., ... & Allen, M. J. (2021). A criteria-driven approach to the CO₂ storage site selection of East Mey for the acorn project in the North Sea. *Marine and Petroleum Geology*, *133*, 105309.
- Alghannam, M., & Juanes, R. (2020). Understanding rate effects in injection-induced earthquakes. *Nature Communications*, *11*(1), 3053.
- Allen, P. A., & Allen, J. R. (2013). *Basin analysis: Principles and application to petroleum play assessment*. John Wiley & Sons.
- Amid, A., Mignard, D., & Wilkinson, M. (2016). Seasonal storage of hydrogen in a depleted natural gas reservoir. *International journal of hydrogen energy*, *41*(12), 5549-5558.
- Amos, C. B., Audet, P., Hammond, W. C., Bürgmann, R., Johanson, I. A., & Blewitt, G. (2014). Uplift and seismicity driven by groundwater depletion in central California. *Nature*, *509*(7501), 483-486.
- Ashworth, P., Wade, S., Reiner, D., & Liang, X. (2015). Developments in public communications on CCS. *International Journal of Greenhouse Gas Control*, *40*, 449-458.
- van der Baan, M. (2021). Earthquakes triggered by underground fluid injection modelled for a tectonically active oil field. *Nature*, *595*(7869), 655-656.
- Baines, S., Consoli, C., Davies, Al., Jennings, R., Lashko, E., Minervini, J., Wright, A. (2022) CO₂ Storage Resource Catalogue Cycle 3 Report, Oil and gas Climate Initiative, Global CCS Institute, Storegga, Report STOR-SW-RP-0001-A01. Downloaded from <https://www.ogci.com/download/co2-storage-catalogue-report-2022/>
- Baisch, S., Koch, C., & Muntendam-Bos, A. (2019). Traffic light systems: To what extent can induced seismicity be controlled?. *Seismological Research Letters*, *90*(3), 1145-1154.
- Bandilla, K. W., & Celia, M. A. (2017). Active pressure management through brine production for basin-wide deployment of geologic carbon sequestration. *International Journal of Greenhouse Gas Control*, *61*, 155-167.
- Barros, E. G. D., Leeuwenburgh, O., & Szklarz, S. P. (2021). Quantitative assessment of monitoring strategies for conformance verification of CO₂ storage projects. *International Journal of Greenhouse Gas Control*, *110*, 103403.
- Benham, G. P., Bickle, M. J. & Neufeld, J. A. (2021) Upscaling multiphase viscous-to-capillary transitions in heterogeneous porous media. *J Fluid Mech* **911**.
- Benson, S. M., & Cole, D. R. (2008). CO₂ sequestration in deep sedimentary formations. *Elements*, *4*(5), 325-331
- Benson, S. M., Bennaceur, K., Cook, P., Davison, J., de Coninck, H., Farhat, K., ... & Wright, I. (2012). Carbon capture and storage. *Global energy assessment-Toward a sustainable future*, 993.
- Bentham, M. (2019). A porous medium for all seasons. *Nature Energy*, *4*, 97-98
- Bentley, M., & Ringrose, P. (2021). *Reservoir Model Design: A Practitioner's Guide*. Springer.
- Bickle, M., Chadwick, A., Huppert, H. E., Hallworth, M. & Lyle, S. (2007) Modelling carbon dioxide accumulation at Sleipner: Implications for underground carbon storage. *Earth Planet Sc Lett* **255**, 164–176.
- Birkholzer, J. T., Zhou, Q., & Tsang, C. F. (2009). Large-scale impact of CO₂ storage in deep saline aquifers: A sensitivity study on pressure response in stratified systems. *international journal of greenhouse gas control*, *3*(2), 181-194
- Birkholzer, J. T., Cihan, A., & Zhou, Q. (2012). Impact-driven pressure management via targeted brine extraction—Conceptual studies of CO₂ storage in saline formations. *International Journal of Greenhouse Gas Control*, *7*, 168-180.
- Boon, M. & Benson, S. M. A (2021) physics-based model to predict the impact of horizontal lamination on CO₂ plume migration. *Adv Water Resour* **150**, 103881.

- Bourne, S., Crouch, S., & Smith, M. (2014). A risk-based framework for measurement, monitoring and verification of the Quest CCS Project, Alberta, Canada. *International Journal of Greenhouse Gas Control*, 26, 109-126.
- bp (2022) Multi-Store Development Philosophy. Key Knowledge Document NS051-SS-PHI-000-00010. Accessed at: <https://www.gov.uk/government/publications/carbon-capture-usage-and-storage-ccus-innovation-nepnzt-key-knowledge-deliverables>
- Brodsky, E. E., & Lajoie, L. J. (2013). Anthropogenic seismicity rates and operational parameters at the Salton Sea Geothermal Field. *Science*, 341(6145), 543-546.
- Broecks, K., Jack, C., Ter Mors, E., Boomsma, C., & Shackley, S. (2021). How do people perceive carbon capture and storage for industrial processes? Examining factors underlying public opinion in the Netherlands and the United Kingdom. *Energy Research & Social Science*, 81, 102236.
- Bürgmann, R. (2018). The geophysics, geology and mechanics of slow fault slip. *Earth and Planetary Science Letters*, 495, 112-134.
- Candela, T., Osinga, S., Ampuero, J. P., Wassing, B., Pluymaekers, M., Fokker, P. A., ... & Muntendam-Bos, A. G. (2019). Depletion-induced seismicity at the Groningen gas field: Coulomb rate-and-state models including differential compaction effect. *Journal of Geophysical Research: Solid Earth*, 124(7), 7081-7104.
- Brunsting, S., De Best-Waldhober, M., Feenstra, C. F. J., & Mikunda, T. (2011). Stakeholder participation practices and onshore CCS: Lessons from the Dutch CCS case Barendrecht. *Energy Procedia*, 4, 6376-6383.
- Buck, H. J. (2021). Social science for the next decade of carbon capture and storage. *The Electricity Journal*, 34(7), 107003.
- Caglayan, D. G., Weber, N., Heinrichs, H. U., Linßen, J., Robinius, M., Kukla, P. A., & Stolten, D. (2020). Technical potential of salt caverns for hydrogen storage in Europe. *International Journal of Hydrogen Energy*, 45(11), 6793-6805.
- Carroll, S., Carey, J. W., Dzombak, D., Huerta, N. J., Li, L., Richard, T., ... & Zhang, L. (2016). Role of chemistry, mechanics, and transport on well integrity in CO₂ storage environments. *International Journal of Greenhouse Gas Control*, 49, 149-160.
- Cesca, S., Grigoli, F., Heimann, S., González, A., Buforn, E., Maghsoudi, S., ... & Dahm, T. (2014). The 2013 September–October seismic sequence offshore Spain: a case of seismicity triggered by gas injection? *Geophysical Journal International*, 198(2), 941-953.
- Chen Z., Narayan S. P., Yang Z., & Rahman S. S. (2000). An experimental investigation of hydraulic behaviour of fractures and joints in granitic rock. *Int. J. Rock Mech. Min. Sci.* 37:1061-1071.
- Chen, Z.-A., Li, Q., Liu, L.-C., Zhang, X., Kuang, L., Jia, L., Liu, G., 2015. A large national survey of public perceptions of CCS technology in China. *Appl. Energy* 158, 366–377.
- Chevron (2022) Gorgon Project. Carbon Dioxide Injection Project. Low Emissions Technology Demonstration Fund. Annual Report. 1 July 2020 – 30 June 2021. Accessed at: <https://www.industry.gov.au/sites/default/files/2022-02/disclosure-log-22-006-70160.pdf>
- Chopra, S., & Castagna, J. P. (2014). AVO: Society of Exploration Geophysicists. *Investigations in Geophysics*, 16, 304.
- Cihan, A., Birkholzer, J. T., & Bianchi, M. (2015). Optimal well placement and brine extraction for pressure management during CO₂ sequestration. *International Journal of Greenhouse Gas Control*, 42, 175-187.
- de Coninck, H. (2008). Trojan horse or horn of plenty? Reflections on allowing CCS in the CDM. *Energy Policy*, 36(3), 929-936.
- de Coninck, H., & Benson, S. M. (2014). Carbon dioxide capture and storage: issues and prospects. *Annual review of environment and resources*, 39, 243-270.
- Cooney, G., Littlefield, J., Marriott, J., & Skone, T. J. (2015). Evaluating the climate benefits of CO₂-enhanced oil recovery using life cycle analysis. *Environmental science & technology*, 49(12), 7491-7500.
- CO2GeoNet (2021) The European Network of Excellence on the Geological Storage of CO₂, accessed at <http://www.co2geonet.com/home/>
- Cowton, L. R. et al. (2018) Benchmarking of vertically-integrated CO₂ flow simulations at the Sleipner Field, North Sea. *Earth And Planetary Science Letters* 491, 121–133.
- Cox, E., Spence, E., & Pidgeon, N. (2020). Public perceptions of carbon dioxide removal in the United States and the United Kingdom. *Nature Climate Change*, 10(8), 744-749.

- Davies, R. J., Almond, S., Ward, R. S., Jackson, R. B., Adams, C., Worrall, F., ... & Whitehead, M. A. (2014). Oil and gas wells and their integrity: Implications for shale and unconventional resource exploitation. *Marine and Petroleum Geology*, *56*, 239-254.
- Dean, M., & Tucker, O. (2017). A risk-based framework for Measurement, Monitoring and Verification (MMV) of the Goldeneye storage complex for the Peterhead CCS project, UK. *International Journal of Greenhouse Gas Control*, *61*, 1-15.
- Dean, M., Blackford, J., Connelly, D., & Hines, R. (2020). Insights and guidance for offshore CO₂ storage monitoring based on the QICS, ETI MMV, and STEMM-CCS projects. *International Journal of Greenhouse Gas Control*, *100*, 103120.
- Demski, C., Butler, C., Parkhill, K. A., Spence, A., & Pidgeon, N. F. (2015). Public values for energy system change. *Global Environmental Change*, *34*, 59-69.
- De Simone, S., Jackson, S. J., & Krevor, S. (2019). The error in using superposition to estimate pressure during multisite subsurface CO₂ storage. *Geophysical Research Letters*, *46*(12), 6525-6533.
- De Simone, S., & Krevor, S. (2021). A tool for first order estimates and optimisation of dynamic storage resource capacity in saline aquifers. *International Journal of Greenhouse Gas Control*, *106*, 103258.
- Dopffel, N., Jansen, S., & Gerritse, J. (2021). Microbial side effects of underground hydrogen storage—knowledge gaps, risks and opportunities for successful implementation. *International Journal of Hydrogen Energy*, *46*(12), 8594-8606.
- Dowd A-M, Rodriguez M, Jeanneret T. (2015) Social science insights for the BioCCS industry. *Energies*. 2015;8(5):4024–42
- Duguid, A., Glier, J., Heinrichs, M., Hawkins, J., Peterson, R., & Mishra, S. (2021). Practical leakage risk assessment for CO₂ assisted enhanced oil recovery and geologic storage in Ohio's depleted oil fields. *International Journal of Greenhouse Gas Control*, *109*, 103338.
- Duong, C., Bower, C., Hume, K., Rock, L., & Tassarolo, S. (2019). Quest carbon capture and storage offset project: Findings and learnings from 1st reporting period. *International Journal of Greenhouse Gas Control*, *89*, 65-75.
- Dütschke, E., Wohlfarth, K., Höller, S., Viebahn, P., Schumann, D., & Pietzner, K. (2016). Differences in the public perception of CCS in Germany depending on CO₂ source, transport option and storage location. *International Journal of Greenhouse Gas Control*, *53*, 149–159.
- Edwards, R. W., & Celia, M. A. (2018). Infrastructure to enable deployment of carbon capture, utilization, and storage in the United States. *Proceedings of the National Academy of Sciences*, *115*(38), E8815-E8824.
- van Egmond, S., & Hekkert, M. P. (2015). Analysis of a prominent carbon storage project failure - The role of the national government as initiator and decision maker in the Barendrecht case. *International Journal of Greenhouse Gas Control*, *34*, 1–11.
- Elenius, M., Skurtveit, E., Yarushina, V., Baig, I., Sundal, A., Wangen, M., ... & Gasda, S. E. (2018). Assessment of CO₂ storage capacity based on sparse data: Skade Formation. *International Journal of Greenhouse Gas Control*, *79*, 252-271.
- Ellsworth, W. L. (2013). Injection-induced earthquakes. *Science*, *341*(6142), 1225942.
- EPA (2018) Underground Injection Control (UIC) Program Class VI Implementation Manual for UIC Program Directors. Available at <https://www.epa.gov/uic/final-class-vi-guidance-documents> Accessed Sept. 2022
- EPA (2022) Class VI Wells Permitted by EPA. Accessed August, 2022 at: <https://www.epa.gov/uic/class-vi-wells-permitted-epa>
- Equinor (2020) Northern Lights FEED Report, RE-PM673-00057, Accessed at: <https://northernlightsccs.com/what-we-do/reports/>
- Finley, R. J. (2014). An overview of the Illinois Basin–Decatur project. *Greenhouse Gases: Science and Technology*, *4*(5), 571-579.
- Furre, A. K., Eiken, O., Alnes, H., Vevatne, J. N., & Kiær, A. F. (2017). 20 years of monitoring CO₂-injection at Sleipner. *Energy procedia*, *114*, 3916-3926.
- Gan, W., & Frohlich, C. (2013). Gas injection may have triggered earthquakes in the Cogdell oil field, Texas. *Proceedings of the National Academy of Sciences*, *110*(47), 18786-18791.
- Gasda, S. E., Nordbotten, J. M. & Celia, M. A. (2011) Vertically averaged approaches for CO₂ migration with solubility trapping. *Water Res. Res.* **47**, W05528.

- Gasda, S. E., Wangen, M., Bjørnarå, T. I., & Elenius, M. T. (2017). Investigation of caprock integrity due to pressure build-up during high-volume injection into the Utsira formation. *Energy Procedia*, *114*, 3157-3166.
- Ghaleigh, N. S. (2016). Carbon capture and storage as a bridging technology. In *Elgar Encyclopedia of Environmental Law* (pp. 189-199). Edward Elgar Publishing Limited.
- Gilmore, K. A., Neufeld, J. A. & Bickle, M. J. (2020) CO₂ Dissolution Trapping Rates in Heterogeneous Porous Media. *Geophys Res Lett* **47**, 229–8.
- Gilmore, K. A., Sahu, C. K., Benham, G. P., Neufeld, J. A. & Bickle, M. J. (2021) Leakage dynamics of fault zones: experimental and analytical study with application to CO₂ storage. *J Fluid Mech* **931**, A31.
- Glanz, S., & Schönauer, A. L. (2021). Towards a low-carbon society via hydrogen and carbon capture and storage: Social acceptance from a stakeholder perspective. *Journal of Sustainable Development of Energy, Water and Environment Systems*, *9*(1), 9-0.
- Global CCS Institute (2021) Global Status of CCS 2021: CCS Accelerating to Net Zero. Accessed at: <https://www.globalccsinstitute.com/resources/global-status-report/>
- Glubokovskikh, S., Pevzner, R., Gunning, J., Dance, T., Shulakova, V., Popik, D., ... & Gurevich, B. (2020). How well can time-lapse seismic characterize a small CO₂ leakage into a saline aquifer: CO₂CRC Otway 2C experiment (Victoria, Australia). *International Journal of Greenhouse Gas Control*, *92*, 102854.
- Gonzalez, A., Mabon, L., & Agarwal, A. (2021). Who wants North Sea CCS, and why? Assessing differences in opinion between oil and gas industry respondents and wider energy and environmental stakeholders. *International journal of greenhouse gas control*, *106*, 103288.
- Gough, C., Cunningham, R., & Mander, S. (2017). Societal Responses to CO₂ Storage in the UK: Media, Stakeholder and Public Perspectives. *Energy Procedia*, *114*, 7310–7316. <https://doi.org/10.1016/J.EGYPRO.2017.03.1861>
- Gough, C., Cunningham, R., & Mander, S. (2018). Understanding key elements in establishing a social license for CCS: An empirical approach. *International Journal of Greenhouse Gas Control*, *68*, 16–25. <https://doi.org/10.1016/J.IJGGC.2017.11.003>
- Gough, C., & Mander, S. (2019). Beyond Social Acceptability: Applying Lessons from CCS Social Science to Support Deployment of BECCS. *Current Sustainable/Renewable Energy Reports 2019 6:4*, *6*(4), 116–123. <https://doi.org/10.1007/S40518-019-00137-0>
- Griffiths, S., Sovacool, B. K., Kim, J., Bazilian, M., & Uratani, J. M. (2021). Industrial decarbonization via hydrogen: A critical and systematic review of developments, socio-technical systems and policy options. *Energy Research & Social Science*, *80*, 102208.
- Grigoli, F., Cesca, S., Priolo, E., Rinaldi, A. P., Clinton, J. F., Stabile, T. A., ... & Dahm, T. (2017). Current challenges in monitoring, discrimination, and management of induced seismicity related to underground industrial activities: A European perspective. *Reviews of Geophysics*, *55*(2), 310-340.
- Gross, R. (2015) Approaches to cost reduction in carbon capture and storage and offshore wind. Committee on Climate Change <https://www.theccc.org.uk/wp-content/uploads/2015/06/Gross-2015-Approaches-to-cost-reduction-in-carbon-capture-and-storage-and-offshore-wind.pdf>
- Gross, H., & Mazuyer, A. (2021). GEOSX: A Multiphysics, Multilevel Simulator Designed for Exascale Computing. In *SPE Reservoir Simulation Conference*. OnePetro.
- Grude, S., Landrø, M., & Dvorkin, J. (2014). Pressure effects caused by CO₂ injection in the Tubåen Fm., the Snøhvit field. *International Journal of Greenhouse Gas Control*, *27*, 178-187.
- Guglielmi, Y., Nussbaum, C., Cappa, F., De Barros, L., Rutqvist, J., & Birkholzer, J. (2021). Field-scale fault reactivation experiments by fluid injection highlight aseismic leakage in caprock analogs: Implications for CO₂ sequestration. *International Journal of Greenhouse Gas Control*, *111*, 103471.
- Hafsi, Z., Mishra, M., & Elaoud, S. (2018). Hydrogen embrittlement of steel pipelines during transients. *Procedia Structural Integrity*, *13*, 210-217.
- Hager, B. H., Dieterich, J., Fröhlich, C., Juanes, R., Mantica, S., Shaw, J. H., ... & Plesch, A. (2021). A process-based approach to understanding and managing triggered seismicity. *Nature*, *595*(7869), 684-689.
- Hannis, S., Lu, J., Chadwick, A., Hovorka, S., Kirk, K., Romanak, K., and Pearce, J. (2017) CO₂ Storage in Depleted or Depleting Oil and Gas Fields: What can We Learn from Existing Projects?, *Energy Procedia*, *114*, 5680-5690
- Hansson, A., Anshelm, J., Fridahl, M., & Haikola, S. (2022). The underworld of tomorrow? How subsurface carbon dioxide storage leaked out of the public debate. *Energy Research & Social Science*, *90*, 102606.

- Hashemi, L., Blunt, M. & Hajibeygi, H. (2021) Pore-scale modelling and sensitivity analyses of hydrogen-brine multiphase flow in geological porous media. *Sci Rep* 11, 8348.
- Haszeldine, R. S., Flude, S., Johnson, G., & Scott, V. (2018). Negative emissions technologies and carbon capture and storage to achieve the Paris Agreement commitments. *Philosophical Transactions of the Royal Society A: Mathematical, Physical and Engineering Sciences*, 376(2119), 20160447.
- Haug, J. K., & Stigson, P. (2016). Local acceptance and communication as crucial elements for realizing CCS in the Nordic region. *Energy Procedia*, 86, 315-323.
- Haugan, P. M., & Joos, F. (2004). Metrics to assess the mitigation of global warming by carbon capture and storage in the ocean and in geological reservoirs. *Geophysical Research Letters*, 31(18).
- Havercroft, I., Macrory R.B. & Stewart R.B. (eds), *Carbon Capture and Storage: Emerging Legal and Regulatory Issues* (Hart Publishing 2018)
- Heinemann, N., Scafidi, J., Pickup, G., Thaysen, E. M., Hassanpouryouzband, A., Wilkinson, M., Satterley, A. K., Booth, M. G., Edlmann, K., and Haszeldine, R. S. (2021a) Hydrogen storage in saline aquifers: The role of cushion gas for injection and production, *International Journal of Hydrogen Energy*, 46, 39284-39296
- Heinemann, N., Alcalde, J., Miocic, J. M., Hangx, S. J. T., Kallmeyer, J., Ostertag-Henning, C., Hassanpouryouzband, A., Thaysen, E. M., Strobel, G. J., Schmidt-Hattenberger, C., Edlmann, K., Wilkinson, M., Bentham, M., Stuart Haszeldine, R., Carbonell, R., and Rudloff, A. (2021b) Enabling large-scale hydrogen storage in porous media – the scientific challenges, *Energy & Environmental Science*, 14, 853-864
- Hepple, R. P., & Benson, S. M. (2005). Geologic storage of carbon dioxide as a climate change mitigation strategy: performance requirements and the implications of surface seepage. *Environmental Geology*, 47(4), 576-585.
- Herzog, H. (2016). Lessons learned from CCS demonstration and large pilot projects. *An MIT Energy Initiative Working Paper*.
- Hesse, M. A., Jr, F. M. O. & Tchelepi, H. A. (2008) Gravity currents with residual trapping. *J. Fluid Mech.* **611**, 35–60.
- Hesse, M. A. & Woods, A. W. (2010) Buoyant dispersal of CO₂ during geological storage. *Geophysical Research Letters* **37**, L01403.
- Hetland, J., & Anantharaman, R. (2009). Carbon capture and storage (CCS) options for co-production of electricity and synthetic fuels from indigenous coal in an Indian context. *Energy for Sustainable Development*, 13(1), 56-63.
- Hepburn, C., Adlen, E., Beddington, J., Carter, E. A., Fuss, S., Mac Dowell, N., ... & Williams, C. K. (2019). The technological and economic prospects for CO₂ utilization and removal. *Nature*, 575(7781), 87-97.
- Hodneland, E., Gasda, S., Kaufmann, R., Bekkvik, T. C., Hermanrud, C., & Midttømme, K. (2019). Effect of temperature and concentration of impurities in the fluid stream on CO₂ migration in the Utsira formation. *International Journal of Greenhouse Gas Control*, 83, 20-28.
- Huijts, N. M., Molin, E. J., & Steg, L. (2012). Psychological factors influencing sustainable energy technology acceptance: A review-based comprehensive framework. *Renewable and sustainable energy reviews*, 16(1), 525-531.
- Huppert, H. E. & Neufeld, J. A. (2014) The Fluid Mechanics of Carbon Dioxide Sequestration. *Ann. Rev. Fluid Mech.* **46**, 255–272.
- Huppmann, D., Rogelj, J., Kriegler, E., Krey, V., & Riahi, K. (2018). A new scenario resource for integrated 1.5 C research. *Nature climate change*, 8(12), 1027-1030.
- Ikari, M. J., Saffer, D. M., & Marone, C. (2009). Frictional and hydrologic properties of clay-rich fault gouge. *Journal of Geophysical Research: Solid Earth*, 114, B05409.
- IEA (2022) Policies Database. <https://www.iea.org/policies> Accessed September, 2022.
- IEA (2021), CCUS in Industry and Transformation, IEA, Paris <https://www.iea.org/reports/ccus-in-industry-and-transformation>
- IEA (2015) Storing CO₂ through Enhanced Oil Recovery
- International Maritime Organisation (1996) Convention on the Prevention of Marine Pollution by Dumping of Wastes and Other Matter <https://www.imo.org/en/OurWork/Environment/Pages/London-Convention-Protocol.aspx>

International Maritime Organisation (2021) Status of IMO Treaties, accessed at

<https://wwwcdn.imo.org/localresources/en/About/Conventions/StatusOfConventions/Status%20-%202021.pdf>

- IPCC (2014) Climate Change 2014: Mitigation of Climate Change. Contribution of Working Group III to the Fifth Assessment [Edenhofer, O., R. Pichs-Madruga, Y. Sokona, E. Farahani, S. Kadner, K. Seyboth, A. Adler, I. Baum, S. Brunner, P. Eickemeier, B. Kriemann, J. Savolainen, S. Schlömer, C. von Stechow, T. Zwickel and J.C. Minx (eds.)]. Cambridge University Press, Cambridge, United Kingdom and New York, NY, USA. Report of the Intergovernmental Panel on Climate Change
- IPCC (2018) Global Warming of 1.5 °C. An IPCC Special Report on the impacts of global warming of 1.5 °C above pre-industrial levels and related global greenhouse gas emission pathways, in the context of strengthening the global response to the threat of climate change, sustainable development, and efforts to eradicate poverty [Masson-Delmotte, V., P. Zhai, H.-O. Pörtner, D. Roberts, J. Skea, P.R. Shukla, A. Pirani, W. Moufouma-Okia, C. Pan, R. Pidcock, S. Connors, J.B.R. Matthews, Y. Chen, X. Zhou, M.I. Gomis, E. Lonnoy, T. Maycock, M. Tignor, and T. Waterfield (eds.)].
- IPCC (2022) Climate Change 2022: Mitigation of Climate Change. Working Group III Contribution to the Sixth Assessment Report of the Intergovernmental Panel on Climate Change.
- I.R.C. 26 U.S. Code § 45Q - Credit for carbon oxide sequestration
- Jackson, S. J. & Krevor, S. (2020) Small-Scale Capillary Heterogeneity Linked to Rapid Plume Migration During CO₂ Storage. *Geophys. Res. Lett.* **47**.
- Janipour, Z., Swennenhuis, F., de Gooyert, V., & de Coninck, H. (2021). Understanding contrasting narratives on carbon dioxide capture and storage for Dutch industry using system dynamics. *International Journal of Greenhouse Gas Control*, *105*, 103235.
- Jaramillo, P., Griffin, W. M., & McCoy, S. T. (2009). Life Cycle Inventory of CO₂ in an Enhanced Oil Recovery System. *Environmental Science and Technology*, *43*(21), 8027-8032.
- Jha, B., & Juanes, R. (2014). Coupled multiphase flow and poromechanics: A computational model of pore pressure effects on fault slip and earthquake triggering. *Water Resources Research*, *50*(5), 3776-3808.
- Jones, D. G., Beaubien, S. E., Blackford, J. C., Foekema, E. M., Lions, J., De Vittor, C., ... & Queirós, A. M. (2015). Developments since 2005 in understanding potential environmental impacts of CO₂ leakage from geological storage. *International Journal of Greenhouse Gas Control*, *40*, 350-377.
- Juanes, R., Hager, B. H., & Herzog, H. J. (2012). No geologic evidence that seismicity causes fault leakage that would render large-scale carbon capture and storage unsuccessful. *Proceedings of the National Academy of Sciences*, *109*(52), E3623-E3623.
- Kabuth, A., Dahmke, A., Beyer, C., Bilke, L., Dethlefsen, F., Dietrich, P., ... & Bauer, S. (2017). Energy storage in the geological subsurface: dimensioning, risk analysis and spatial planning: the ANGUS+ project. *Environmental Earth Sciences*, *76*(1), 1-17.
- Kaldi, J., Daniel, R., Tenthoey, E., Michael, K., Schacht, U., Nicol, A., ... & Backe, G. (2013). Containment of CO₂ in CCS: Role of Caprocks and Faults. *Energy Procedia*, *37*, 5403-5410.
- Kang, M., Christian, S., Celia, M. A., Mauzerall, D. L., Bill, M., Miller, A. R., ... & Jackson, R. B. (2016). Identification and characterization of high methane-emitting abandoned oil and gas wells. *Proceedings of the National Academy of Sciences*, *113*(48), 13636-13641.
- Keranen, K. M., Weingarten, M., Abers, G. A., Bekins, B. A., & Ge, S. (2014). Sharp increase in central Oklahoma seismicity since 2008 induced by massive wastewater injection. *Science*, *345*(6195), 448-451.
- Kolster, C., Masnadi, M. S., Krevor, S., Mac Dowell, N., & Brandt, A. R. (2017). CO₂ enhanced oil recovery: a catalyst for gigatonne-scale carbon capture and storage deployment?. *Energy & Environmental Science*, *10*(12), 2594-2608.
- Krevor, S. C. M., Pini, R., Li, B. & Benson, S. M. (2011) Capillary heterogeneity trapping of CO₂ in a sandstone rock at reservoir conditions. *Geophysical Research Letters* **38**, L15401.
- Krevor, S., Blunt, M. J., Benson, S. M., Pentland, C. H., Reynolds, C., Al-Menhali, A., and Niu, B. (2015). Capillary trapping for geologic carbon dioxide storage – From pore scale physics to field scale implications, *International Journal of Greenhouse Gas Control*, *40*, 221-237,
- Krevor, S., Blunt, M. J., Trusler, J. P. M., & De Simone, S. (2019). An Introduction to Subsurface CO₂ Storage. In *Carbon Capture and Storage* (pp. 238-295). Royal Society of Chemistry
- Kumar, R., K., Makhmutov, A., Spiers, C. J., & Hajibeygi, H. (2021). Geomechanical simulation of energy storage in salt formations. *Scientific Reports*, *11*(1), 1-24.

- Lambert, V., Ashworth, P. (2018). The Australian public's perception of hydrogen for energy. Report for the Australian Government's Renewable Energy Agency. H21 project
- Lane, J., Greig, C., & Garnett, A. (2021). Uncertain storage prospects create a conundrum for carbon capture and storage ambitions. *Nature Climate Change*, 11(11), 925-936.
- Lee, K. K., Ellsworth, W. L., Giardini, D., Townend, J., Ge, S., Shimamoto, T., ... & Langenbruch, C. (2019). Managing injection-induced seismic risks. *Science*, 364(6442), 730-732.
- Leeson, D., Mac Dowell, N., Shah, N., Petit, C., & Fennell, P. S. (2017). A Techno-economic analysis and systematic review of carbon capture and storage (CCS) applied to the iron and steel, cement, oil refining and pulp and paper industries, as well as other high purity sources. *International Journal of Greenhouse Gas Control*, 61, 71-84.
- Linker, M. F., & Dieterich, J. H. (1992). Effects of variable normal stress on rock friction: Observations and constitutive equations. *Journal of Geophysical Research: Solid Earth*, 97(B4), 4923-4940.
- Lloyd, C., Huuse, M., Barrett, B. J., & Newton, A. M. W. (2021). Regional Exploration and Characterisation of CO₂ Storage Prospects in the Utsira-Skade Aquifer, North Viking Graben, North Sea. *Earth Science, Systems and Society*, 3.
- Loizzo, M., Lecampion, B., Berard, T., Harichandran, A., and Jammes, L. (2010) Reusing O&G-Depleted Reservoirs for CO₂ Storage: Pros and Cons, *SPE Projects Facilities & Construction*, 5, 166-172, 10.2118/124317-PA.
- Mabon, L., Kita, J., & Xue, Z. (2017). Challenges for social impact assessment in coastal regions: a case study of the Tomakomai CCS demonstration project. *Marine Policy*, 83, 243-251.
- Macminn, C. W. & Juanes, R. (2013) Buoyant currents arrested by convective dissolution. *Geophys. Res. Lett.* doi:10.1002/grl.50473.
- Markusson, N., Kern, F., Watson, J., Arapostathis, S., Chalmers, H., Ghaleigh, N., ... & Russell, S. (2012). A socio-technical framework for assessing the viability of carbon capture and storage technology. *Technological Forecasting and Social Change*, 79(5), 903-918.
- Martin-Roberts, E., Scott, V., Flude, S., Johnson, G., Haszeldine, R. S., & Gilfillan, S. (2021). Carbon capture and storage at the end of a lost decade. *One Earth*, 4(11), 1569-1584.
- McGarr, A. (2014). Maximum magnitude earthquakes induced by fluid injection. *J. Geophys. Res. Solid Earth* 119, 1008–1019.
- Merk, C., Nordø, Å. D., Andersen, G., Læg Reid, O. M., & Tvinnereim, E. (2022). Don't send us your waste gases: Public attitudes toward international carbon dioxide transportation and storage in Europe. *Energy Research & Social Science*, 87, 102450.
- Miocic, J. M., Johnson, G., and Bond, C. E. (2019) Uncertainty in fault seal parameters: implications for CO₂ column height retention and storage capacity in geological CO₂ storage projects, *Solid Earth*, 10, 951–967
- Mikunda, T., Brunner, L., Skylogianni, E., Monteiro, J., Rycroft, L., & Kemper, J. (2021). Carbon capture and storage and the sustainable development goals. *International Journal of Greenhouse Gas Control*, 108, 103318.
- Moghadasli, R., Basirat, F., Bensabat, J., Doughty, C., & Niemi, A. (2022). Role of critical gas saturation in the interpretation of a field scale CO₂ injection experiment. *International Journal of Greenhouse Gas Control*, 115, 103624.
- Morgan, D., Grant, T. (2014) FE/NETL CO₂ Saline Storage Cost Model: Model Description and Baseline Results, DOE/NETL-2014/1659
- Mykkeltvedt, T. S., & Nordbotten, J. M. (2012). Estimating effective rates of convective mixing from commercial-scale injection. *Environmental Earth Sciences*, 67(2), 527-535.
- National Energy Technology Laboratory (2017) Best Practices: Site Screening, Site Selection, and Site Characterization for Geologic Storage Projects. DOE/NETL-2017/1844
- National Research Council (2013). Induced Seismicity Potential in Energy Technologies. National Academy Press, Washington, DC, 2013. http://www.nap.edu/catalog.php?record_id=13355.
- Neufeld, J. A. *et al.* (2010) Convective dissolution of carbon dioxide in saline aquifers. *Geophys. Res. Lett.* 37, L22404.B
- Nicol, A., Carne, R., Gerstenberger, M., & Christophersen, A. (2011). Induced seismicity and its implications for CO₂ storage risk. *Energy Procedia*, 4, 3699-3706.
- Nordbotten, J. M., Kavetski, D., Celia, M. A. & Bachu, S. (2009) Model for CO₂ Leakage Including Multiple Geological Layers and Multiple Leaky Wells. *Environ Sci Technol* 43, 743–749.

- Nordbotten, J.M., Celia, M. (2012) Geological Storage of CO₂. Modeling Approaches for Large-Scale Simulation., Wiley
- Norwegian Ministry of Petroleum and Energy (2020) Longship – Carbon Capture and Storage. Meld. St. 33 (2019-2020) Report to the Storting (white paper)
- Núñez-López, V., & Moskal, E. (2019). Potential of CO₂-EOR for near-term decarbonization. *Frontiers in Climate*, 1, 5.
- Olsson, W. A. (1988). The effects of normal stress history on rock friction. Paper ARMA-88-0111, in The 29th US Symposium on Rock Mechanics (USRMS).
- Orr, F. M. (2018). Carbon capture, utilization, and storage: an update. *SPE Journal*, 23(06), 2444-2455
- OSPAR Commission (1992) Convention for the Protection of the Marine Environment of the North-East Atlantic, Accessed at: <https://www.ospar.org/convention/text>
- Ostfeld, R., & Reiner, D. M. (2020). Public views of Scotland's path to decarbonization: Evidence from citizens' juries and focus groups. *Energy Policy*, 140, 111332.
- Recent advances in risk assessment and risk management of geologic CO₂ storage. *International Journal of Greenhouse Gas Control*, 40, 292-311.
- Pawar, R. J., Bromhal, G. S., Chu, S., Dilmore, R. M., Oldenburg, C. M., Stauffer, P. H., ... & Guthrie, G. D. (2016). The National Risk Assessment Partnership's integrated assessment model for carbon storage: A tool to support decision making amidst uncertainty. *International Journal of Greenhouse Gas Control*, 52, 175-189.
- Pehnt, M., & Henkel, J. (2009). Life cycle assessment of carbon dioxide capture and storage from lignite power plants. *International Journal of Greenhouse Gas Control*, 3(1), 49-66.
- Pettersson, P., Tveit, S., & Gasda, S. E. (2022). Dynamic estimates of extreme-case CO₂ storage capacity for basin-scale heterogeneous systems under geological uncertainty. *International Journal of Greenhouse Gas Control*, 116, 103613.
- Pevzner, R., Isaenkov, R., Yavuz, S., Yurikov, A., Tertyshnikov, K., Shashkin, P., ... & Barraclough, P. (2021). Seismic monitoring of a small CO₂ injection using a multi-well DAS array: Operations and initial results of Stage 3 of the CO2CRC Otway project. *International Journal of Greenhouse Gas Control*, 110, 103437.
- Pianta, S., Rinscheid, A., & Weber, E. U. (2021). Carbon Capture and Storage in the United States: Perceptions, preferences, and lessons for policy. *Energy Policy*, 151, 112149.
- Popik, S. et al. (2020) 4D surface seismic monitoring the evolution of a small CO₂ plume during and after injection: CO2CRC Otway Project study. *Explor Geophys* 51, 1–11.
- Raleigh, C. B., Healy, J. H., & Bredehoeft, J. D. (1976). An experiment in earthquake control at Rangely, Colorado. *Science*, 191(4233), 1230-1237.
- Rassool, D., Consoli, C., Townsend, A., & Liu, H. (2020). Overview of Organisations and Policies Supporting the Deployment of Large-Scale CCS Facilities. *Global CCS Institute: Washington, DC, USA*.
- Raza, A., Gholami, R., Rezaee, R., Bing, CH, Nagarajan, R & Hamid, MA (2018) 'CO₂ storage in depleted gas reservoirs: A study on the effect of residual gas saturation', *Petroleum*, vol. 4, no. 1, pp. 95-107.
- Riaz, A., Hesse, M., Tchelepi, H. A. & Jr, F. M. O. (2006) Onset of convection in a gravitationally unstable diffusive boundary layer in porous media. *J. Fluid Mech.* 548, 87–111.
- Ricci, M., Bellaby, P., Flynn, R. (2008). What do we know about public perceptions and acceptance of hydrogen? A critical review and new case study evidence. *International Journal of Hydrogen Energy* 33 (21) 5868-5880.
- Ringrose P., Greenberg S., Whittaker S., Nazarian B., Oye V. (2017) Building Confidence in CO₂ Storage Using Reference Datasets from Demonstration Projects. *Energy Procedia*, 114, 3547– 3557.
- Ringrose P. (2018) The CCS hub in Norway: some insights from 22 years of saline aquifer storage. *Energy Procedia*, 146, 166– 172.
- Ringrose P. (2020) How to Store CO₂ Underground: Insights from early-mover CCS Projects. *Springer Briefs in Earth Sciences*. Springer International Publishing
- Ringrose, P. S., & Meckel, T. A. (2019). Maturing global CO₂ storage resources on offshore continental margins to achieve 2DS emissions reductions. *Scientific Reports*, 9(1), 17944.
- Ringrose, P. S., Furre, A. K., Gilfillan, S. M., Krevor, S., Landrø, M., Leslie, R., ... & Zahid, A. (2021). Storage of carbon dioxide in saline aquifers: physicochemical processes, key constraints, and scale-up potential. *Annual review of chemical and biomolecular engineering*, 12, 471-494.

- Rohaldin Miri, Helge Hellevang (2016) Salt precipitation during CO₂ storage— A review, *International Journal of Greenhouse Gas Control*, Volume 51, Pages 136-147
- Roberts, J. J., Wilkinson, M., Naylor, M., Shipton, Z. K., Wood, R. A., & Haszeldine, R. S. (2017). Natural CO₂ sites in Italy show the importance of overburden geopressure, fractures and faults for CO₂ storage performance and risk management. Geological Society, London, Special Publications, 458(1), 181-211.
- Rubin, E. S., Davison, J. E., & Herzog, H. J. (2015). The cost of CO₂ capture and storage. *International Journal of Greenhouse gas control*, 40, 378-400.
- Sathaye, K. J., Hesse, M. A., Cassidy, M. & Stockli, D. F. (2014) Constraints on the magnitude and rate of CO₂ dissolution at Bravo Dome natural gas field. *Proc. Natl. Acad. Sci.* **111**, 15332–15337.
- Segall, P. (1989). Earthquakes triggered by fluid extraction. *Geology*, 17(10), 942-946.
- Selma, L., Seigo, O., Dohle, S., & Siegrist, M. (2014). Public perception of carbon capture and storage (CCS): A review. *Renewable and Sustainable Energy Reviews*, 38, 848-863.
- Shaffer, G. (2010). Long-term effectiveness and consequences of carbon dioxide sequestration. *Nature Geoscience*, 3(7), 464-467.
- Shackley, S., Reiner, D., Upham, P., de Coninck, H., Sigurthorsson, G., & Anderson, J. (2009). The acceptability of CO₂ capture and storage (CCS) in Europe: An assessment of the key determining factors: Part 2. The social acceptability of CCS and the wider impacts and repercussions of its implementation. *International Journal of Greenhouse Gas Control*, 3(3), 344-356.
- Shell Canada Energy (2021) Quest Carbon Capture and Storage Project Annual Summary Report – Alberta Department of Energy 2020. Available at <https://open.alberta.ca/publications>
- Shell UK Limited (2016) Peterhead CCS Project Cost Estimate Report, Document No. PCCS-00-MM-FA-3101-00001. Available from <https://www.gov.uk/government/collections/carbon-capture-and-storage-knowledge-sharing>
- Sherry-Brennan, F., Devine-Wright, H., and Devine-Wright, P. (2010). Public understanding of hydrogen energy: A theoretical approach: *Energy Policy*, v. 38, (10), 5311-5319
- Scholz, C. H. (1998). Earthquakes and friction laws. *Nature*, 391(6662), 37-42.
- Shaffer, G. (2010) Long-term effectiveness and consequences of carbon dioxide sequestration, *Nature Geoscience*, 3, 464-467.
- Simón, J., Ferriz, A. M., & Correas, L. C. (2015). HyUnder–hydrogen underground storage at large scale: case study Spain. *Energy procedia*, 73, 136-144.
- Society of Petroleum Engineers (2017) CO₂ Storage Resources Management System. Accessed at: <https://www.spe.org/en/industry/co2-storage-resources-management-system/>
- Smith, E., Morris, J., Kheshgi, H., Teletzke, G., Herzog, H., & Paltsev, S. (2021). The cost of CO₂ transport and storage in global integrated assessment modeling. *International Journal of Greenhouse Gas Control*, 109, 103367.
- Snæbjörnsdóttir, S. Ó., Sigfússon, B., Marieni, C., Goldberg, D., Gislason, S. R., & Oelkers, E. H. (2020). Carbon dioxide storage through mineral carbonation. *Nature Reviews Earth & Environment*, 1(2), 90-102.
- Stewart, R. J., & Haszeldine, R. S. (2015). Can producing oil store carbon? Greenhouse gas footprint of CO₂ EOR, offshore North Sea. *Environmental Science & Technology*, 49(9), 5788-5795.
- Sun, X., Alcalde, J., Gomez-Rivas, E., Struth, L., Johnson, G., and Travé, A. (2020): Appraisal of CO₂ storage potential in compressional hydrocarbon-bearing basins: Global assessment and case study in the Sichuan Basin (China), *Geoscience Frontiers*, 11, 2309-2321.
- Sun, X., Alcalde, J., Bakhtbidar, M., Elfo, J., Vilarrasa, V., Canal, J., Ballesteros, J., Heinemann, N., Haszeldine, S., Cavanagh, A., Vega-Maza, D., Rubiera, F., Martínez-Orio, R., Johnson, G., Carbonell, R., Marzan, I., Travé, A., and Gomez-Rivas, E. (2021) Hubs and clusters approach to unlock the development of carbon capture and storage – Case study in Spain, *Applied Energy*, 300, 117418.
- Swennenhuis, F., Mabon, L., Flach, T. A., & de Coninck, H. (2020). What role for CCS in delivering just transitions? An evaluation in the North Sea region. *International Journal of Greenhouse Gas Control*, 94, 102903.
- Swennenhuis, F., de Gooyert, V., & de Coninck, H. (2022). Towards a CO₂-neutral steel industry: Justice aspects of CO₂ capture and storage, biomass-and green hydrogen-based emission reductions. *Energy Research & Social Science*, 88, 102598.
- Szulczewski, M., MacMinn, C., Herzog, H. J. & Juanes, R. (2012) Lifetime of carbon capture and storage as a climate-change mitigation technology. *Proc. Natl. Acad. Sci.* 109 5185–5189.

- Tang, L., Lu, Z., Zhang, M., Sun, L., & Wen, L. (2018). Seismicity induced by simultaneous abrupt changes of injection rate and well pressure in Hutubi gas field. *Journal of Geophysical Research: Solid Earth*, 123(7), 5929-5944.
- Tarkowski, R. (2019). Underground hydrogen storage: Characteristics and prospects. *Renewable and Sustainable Energy Reviews*, 105, 86-94.
- Tarkowski, R., Uliasz-Misiak, B., and Tarkowski, P. (2021) Storage of hydrogen, natural gas, and carbon dioxide – Geological and legal conditions, *International Journal of Hydrogen Energy*, 46, 20010-20022,
- Tcvetkov, P., Cherepovitsyn, A., & Fedoseev, S. (2019). Public perception of carbon capture and storage: A state-of-the-art overview. *Heliyon*, 5(12), e02845.
- Thaysen, E. M., McMahon, S., Strobel, G. J., Butler, I. B., Ngwenya, B. T., Heinemann, N., Wilkinson, M., Hassanpouryouzband, A., McDermott, C. I., and Edlmann, K. (2021) Estimating microbial growth and hydrogen consumption in hydrogen storage in porous media, *Renewable and Sustainable Energy Reviews*, 151, 111481
- Tucker, O., & Tinios, L. (2017). Experience in developing the Goldeneye storage permit application. *Energy Procedia*, 114, 7466-7479.
- Torp, T. A., & Brown, K. R. (2005). CO₂ underground storage costs as experienced at Sleipner and Weyburn. In *Greenhouse Gas Control Technologies 7* (pp. 531-538). Elsevier Science Ltd.
- Tveit, S., Mannseth, T., Park, J., Sauvin, G., & Agersborg, R. (2020). Combining CSEM or gravity inversion with seismic AVO inversion, with application to monitoring of large-scale CO₂ injection. *Computational Geosciences*, 24(3), 1201-1220.
- UK Department for Business, Energy, & Industrial Strategy (2021a) Carbon Capture Usage and Storage Public Dialogue. Accessed at <https://www.gov.uk/government/publications/carbon-capture-usage-and-storage-ccus-public-dialogue>
- UK Department for Business, Energy, & Industrial Strategy (2021b) Carbon Capture Usage and Storage: An update on the business model for Transport and Storage. Available at <https://www.gov.uk/government/publications/carbon-capture-usage-and-storage-ccus-business-models>
- UNECE (2016) Specifications for the Application of the United Nations Classification for Fossil Energy and Mineral Reserves and Resources 2009 to Injection Projects for the Purpose of Geological Storage. Accessed at: <https://unece.org/sustainable-energy/unfc-and-sustainable-resource-management/unfc-documents>
- United Nations (1992) Rio Declaration on Environment and Development. https://www.un.org/en/development/desa/population/migration/generalassembly/docs/globalcompact/A_C_ONF.151_26_Vol.I_Declaration.pdf
- USGS (2019), <https://www.usgs.gov/media/images/increasing-rate-earthquakes-beginning-2009>
- United States Department of State and the United States Executive Office of the President (2021) The Long-Term Strategy of the United States: Pathways to Net-Zero Greenhouse Gas Emissions by 2050
- Veil, J., U.S. Produced Water Volumes and Management Practices in 2012, Groundwater Protection Council, 2015
- Vercelli, S., Lombardi, S., Bigi, S., Tartarello, M. C., Finoia, M. G., & Dolcetti, F. (2017). Topic and Concerns Related to the Potential Impacts of CO₂ Storage: Results from a Stakeholders Questionnaire. *Energy Procedia*, 114, 7379–7398.
- Verdon, J. P., Kendall, J.-M. & Stork, A. L. (2013) Comparison of geomechanical deformation induced by megatonne-scale CO₂ storage at Sleipner, Weyburn, and In Salah. *Proc. Natl. Acad. Sci.* 1–10. doi:10.1073/pnas.1302156110/
- Vergragt, P. J., Markusson, N., & Karlsson, H. (2011). Carbon capture and storage, bio-energy with carbon capture and storage, and the escape from the fossil-fuel lock-in. *Global Environmental Change*, 21(2), 282-292.
- Vilarrasa, V., & Carrera, J. (2015). Geologic carbon storage is unlikely to trigger large earthquakes and reactivate faults through which CO₂ could leak. *Proceedings of the National Academy of Sciences*, 112(19), 5938-5943.
- Voldsund, M., Jordal, K., Anantharaman, R. (2016). Hydrogen production with CO₂ capture. *International Journal of hydrogen energy*, 41, 4969-4992.
- Volkart, K., Bauer, C., & Boulet, C. (2013). Life cycle assessment of carbon capture and storage in power generation and industry in Europe. *International Journal of Greenhouse Gas Control*, 16, 91-106.

- Waage, M., Singhroha, S., Bünz, S., Planke, S., Waghorn, K. A., & Bellwald, B. (2021). Feasibility of using the P-Cable high-resolution 3D seismic system in detecting and monitoring CO₂ leakage. *International Journal of Greenhouse Gas Control*, *106*, 103240.
- Wang, N., Akimoto, K., & Nemet, G. F. (2021). What went wrong? Learning from three decades of carbon capture, utilization and sequestration (CCUS) pilot and demonstration projects. *Energy Policy*, *158*, 112546.
- Watkins, T. J., Verdon, J. P., & Rodríguez-Pradilla, G. (2022) The temporal evolution of induced seismicity sequences generated by long-term, low pressure fluid injection, (available at https://www1.gly.bris.ac.uk/~gljpv/PDFS/Watkins_etal_Preprint.pdf).
- Watson, J (ed.), Kern, F, Gross, M, Gross, R, Heptonstall, P, Jones, F, Haszeldine, S, Ascui, F, Chalmers, H, Ghaleigh, NS, Gibbins, J, Markusson, N, Marsden, W, Rossati, D, Russell, S, Winskel, M, Pearson, P & Arapostathis, S (2012), Carbon Capture and Storage: Realising the Potential? UK Energy Research Centre.
- Wei, Y. M., Kang, J. N., Liu, L. C., Li, Q., Wang, P. T., Hou, J. J., ... & Yu, B. (2021). A proposed global layout of carbon capture and storage in line with a 2 C climate target. *Nature Climate Change*, *11*(2), 112-118.
- Weingarten, M., Ge, S., Godt, J. W., Bekins, B. A., & Rubinstein, J. L. (2015). High-rate injection is associated with the increase in US mid-continent seismicity. *Science*, *348*(6241), 1336-1340.
- White, J. A., & Foxall, W. (2016). Assessing induced seismicity risk at CO₂ storage projects: Recent progress and remaining challenges. *International Journal of Greenhouse Gas Control*, *49*, 413-424.
- Whitmarsh, L., Xenias, D., & Jones, C. R. (2019). Framing effects on public support for carbon capture and storage. *Palgrave Communications*, *5*(1), 1-10.
- Whitmore, A. (2022) Contracts to support deployment of carbon capture. Oxford Energy Forum. Issue 130, pp 13-16
- Wu, L., Thorsen, R., Ottesen, S., Meneguolo, R., Hartvedt, K., Ringrose, P., & Nazarian, B. (2021). Significance of fault seal in assessing CO₂ storage capacity and containment risks—an example from the Horda Platform, northern North Sea. *Petroleum Geoscience*, *27*(3).
- Zahasky, C., & Krevor, S. (2020). Global geologic carbon storage requirements of climate change mitigation scenarios. *Energy & Environmental Science*, *13*(6), 1561-1567.
- Zhai, G., Shirzaei, M., Manga, M., & Chen, X. (2019). Pore-pressure diffusion, enhanced by poroelastic stresses, controls induced seismicity in Oklahoma. *Proceedings of the National Academy of Sciences*, *116*(33), 16228-16233.
- Zhang, Y., Jackson, C., & Krevor, S. (2022). An Estimate of the Amount of Geological CO₂ Storage over the Period of 1996–2020. *Environmental Science & Technology Letters*, *9*, 8, 693-698
- Zhang, Y., Jackson, C., Zahasky, C., Nadhira, A., & Krevor, S. (2022). European carbon storage resource requirements of climate change mitigation targets. *International Journal of Greenhouse Gas Control*, *114*, 103568.
- Zimmer, R. and Welke, J. (2012). Let's go green with hydrogen! The general public's perspective. *International Journal of Hydrogen Energy*, *37*, 17502–17508.
- Zoback, M. D., & Gorelick, S. M. (2012). Earthquake triggering and large-scale geologic storage of carbon dioxide. *Proceedings of the National Academy of Sciences*, *109*(26), 10164-10168.

8. Acknowledgements

NG acknowledges support of the CO₂RE Hub, funded by the UK's Natural Environment Research Council (Grant Ref: NE/V013106/1); JN acknowledges funding through the GeoCquest consortium, a BHP-funded collaborative project between the Universities of Cambridge, Stanford and Melbourne; RJ acknowledges funding from the U.S. Department of Energy (Grant No. DE-SC0018357)

9. Competing interests

The authors declare no competing interests

10. Author contributions

All authors contributed to writing the introduction, summary and future perspectives, and reviewing and editing the manuscript

§ Environmental sustainability was principally written by: SK, JR.

§ Societal acceptability was principally written by: HdC, VdG, JR, FS
§ Regulatory frameworks was principally written by: NG, SK
§ Economics was principally written by: SK
§ Geology of stored was principally written by: JR, SG
§ The reactive fluid dynamics... was principally written by: JN
§ Induced seismicity was principally written by: RJ
§ Spotlight on Underground Hydrogen Storage was principally written by: HH, JR, SG
§ Storage resource assessment was principally written by: SK
§ Site Development and Engineering was principally written by: SG
§ Current progress and scaleup... was principally written by: SK
SK Coordinated the writing