



An Initial Framework for use of Ultrasound by Speech and Language Therapists in the UK: Scope of Practice, Education and Governance

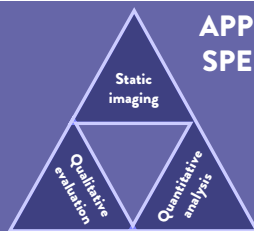
Visit to view the full paper:
<https://doi.org/10.1177/1742271X221122562>

J ALLEN
 The National Hospital for Neurology & Neurosurgery, University College Hospitals London
jodi.allen@nhs.net

J CLELAND
 School of Psychological Sciences and Health, University of Strathclyde, Glasgow

M SMITH
 School of Healthcare Sciences, Cardiff University

An adaptable model for supporting expansion of ultrasound across a range of Speech and Language Therapy (SLT) services, including those outside of the current scope of SLT practice and under research development



APPLICATIONS OF ULTRASOUND IN SPEECH, VOICE AND SWALLOWING

- Assessment
- Screening
- Treatment
- Biofeedback
- Outcome Measurement
- Education & Training



SCOPE OF PRACTICE FOR SPEECH AND LANGUAGE THERAPISTS

DEPENDENT ON:

- Clinical domain
- Multidisciplinary support
- Clinical utility & usability
- Research evidence

CURRENT EMPHASIS ON:

Static imaging of structures as part of staff and patient education to enable:

- Understanding of normal anatomy
- Landmark identification as a precursor to dynamic imaging
- Theoretical and technical skill development

Qualitative evaluation of structures for biofeedback therapy or augmentative assessment tool to:

- Improve understanding of normal speech, voice and/or swallowing movements
- Support differential between normal versus disordered movement (e.g. presence vs absence of vocal fold movement)



FURTHER EXPANSION AS RESEARCH EVOLVES



EDUCATION & COMPETENCY



EDUCATIONAL ELEMENTS:

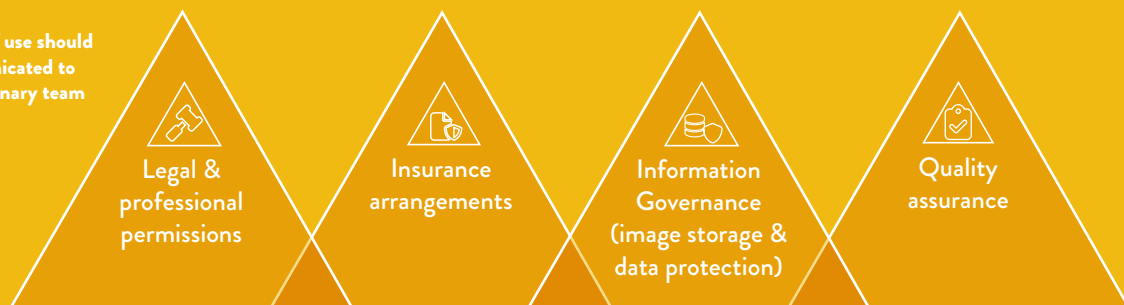
- Theoretical understanding:** (i) understanding how an ultrasound image is generated & (ii) safety & professional considerations
- Technical skill:** image acquisition & optimisation
- Analysis & Interpretation:** (i) static imaging (ii) qualitative evaluation (iii) quantitative analysis



INSURANCE & GOVERNANCE

Rationale and remit of use should be clarified & communicated to the wider multidisciplinary team

INCLUDES:

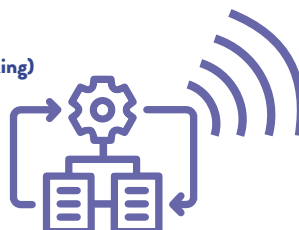


RESEARCH

Expansion of the evidence base in relation to if, where and how ultrasound can enhance clinical effectiveness and efficiency of SLT assessment/treatment pathways, including:

- Application as a quantitative assessment tool
- Improvement in ultrasound technology (e.g. machine learning & auto-tracking)
- Optimum SLT training & education
- Service delivery models

Opportunities for pooled research and inter-disciplinary collaboration.



This framework has been endorsed by the RCSLT



Designed by freshwater.media