

## RESEARCH ARTICLE

# Photocatalytic treatment of organic pollutants in a synthetic wastewater using UV light and combinations of TiO<sub>2</sub>, H<sub>2</sub>O<sub>2</sub> and Fe(III)

Stavros G. Pouloupoulos<sup>1\*</sup>, Azat Yerkinova, Gaukhar Ulykbanova, Vassilis J. Inglezakis<sup>1</sup>

The Environment & Resource Efficiency Cluster (EREC), Environmental Science & Technology Group (ESTg), Chemical Engineering Department, School of Engineering, Nazarbayev University, Astana, Kazakhstan

\* [stavros.pouloupoulos@nu.edu.kz](mailto:stavros.pouloupoulos@nu.edu.kz)**OPEN ACCESS**

**Citation:** Pouloupoulos SG, Yerkinova A, Ulykbanova G, Inglezakis VJ (2019) Photocatalytic treatment of organic pollutants in a synthetic wastewater using UV light and combinations of TiO<sub>2</sub>, H<sub>2</sub>O<sub>2</sub> and Fe(III). PLoS ONE 14(5): e0216745. <https://doi.org/10.1371/journal.pone.0216745>

**Editor:** Hans-Joachim Lehmler, University of Iowa, UNITED STATES

**Received:** January 26, 2019

**Accepted:** April 28, 2019

**Published:** May 15, 2019

**Copyright:** © 2019 Pouloupoulos et al. This is an open access article distributed under the terms of the [Creative Commons Attribution License](https://creativecommons.org/licenses/by/4.0/), which permits unrestricted use, distribution, and reproduction in any medium, provided the original author and source are credited.

**Data Availability Statement:** All relevant data are within the manuscript and its Supporting Information files.

**Funding:** This work was supported by the Social Policy Grant of Nazarbayev University (Astana, Kazakhstan) awarded to Dr. Stavros Pouloupoulos. The funders had no role in study design, data collection and analysis, decision to publish, or preparation of the manuscript.

**Competing interests:** The authors have declared that no competing interests exist.

## Abstract

In this study, the photocatalytic treatment of an organic wastewater with/without phenolic compounds by means of ultraviolet irradiation, titanium dioxide and hydrogen peroxide was examined in an annular photoreactor. Specifically, the effect of initial total carbon concentration, catalyst loading and H<sub>2</sub>O<sub>2</sub> amount on the removal of total carbon was first examined in the case of a synthetic organic wastewater. The influence of partial carbon substitution by phenol, 2-chlorophenol, 2,4-dichlorophenol, trichlorophenol, and 4-nitrophenol on total carbon removal and target compounds' conversion was studied keeping constant the initial organic carbon load. It was shown that the process applied was effective in treating the wastewater for initial total carbon 32 mg L<sup>-1</sup>, 0.5 g L<sup>-1</sup> TiO<sub>2</sub>, and 66.6 mg L<sup>-1</sup> H<sub>2</sub>O<sub>2</sub>. Applying UV/TiO<sub>2</sub> and UV/H<sub>2</sub>O<sub>2</sub>, 58% and 53% total carbon removals were achieved, respectively, but combining TiO<sub>2</sub> and H<sub>2</sub>O<sub>2</sub> did not result in a better performance in the case of the synthetic wastewater without any phenolic compounds. In contrast, when a phenolic compound was added, the addition of H<sub>2</sub>O<sub>2</sub> was beneficial, eliminating the differences observed from one phenolic compound to another. The total carbon removals observed were lower than the corresponding final conversions of the target phenolic compounds. Finally, the electric energy per order values were calculated and found to range in 52–248 kWh/m<sup>3</sup>/order, being dependent from the process applied and the phenolic compound present in the wastewater.

## 1 Introduction

Water pollution is a globally pressing ecological problem and has adverse impacts on both natural ecosystems and human daily life. The growth of industry along with the unprecedented increase in the human population have led to a high demand for water resources, whereas at the same time large amounts of various wastewaters are generated and threaten the quality of these resources. Food and energy security, sustainable development, human and ecosystems health rely on water availability and quality [1]. Therefore, it is of utmost importance to make sure that industrial wastewaters are adequately treated prior to their disposal so as to minimize

the impact on the human health and environment [2]. Although by means of conventional methods and especially of biological processes, 80–90% of all pollutants are usually removed [3], it has been found that hazardous organic pollutants may escape these processes [4].

Chlorophenols constitute a group of organic compounds that is widely used in the dye manufacture, petroleum refineries, herbicide production, and in pharmaceutical industry [5]. They can be found in the environment through the release of polluted water from these industries [6]. They are harmful to humans and ecosystems and considered as potential carcinogenics [7]. Moreover, they are known to exhibit a bio-resistant nature [8]. Advanced Oxidation Processes (AOPs) can be utilized to eliminate such toxic organic pollutants in wastewaters by converting them into water and carbon dioxide [9].

Specifically, AOPs are an attractive alternative when bioresistant organic pollutants are to be mineralized in wastewaters. In the oxidation process, highly active hydroxyl radicals are involved, which are generated by a variety of mechanisms [10]. Among them, photochemical and photocatalytic methods constitute sustainable treatment technologies with “zero” waste [11]. Hydrogen peroxide ( $H_2O_2$ ) is commonly used to provide the active hydroxyl radicals, but its use increases the operating cost of the process, whereas the low oxidation rate when complex wastewaters are processed is the main drawback of titanium dioxide use [12]. The employment of photo-Fenton processes or combining  $H_2O_2$  with  $TiO_2$  could be effective alternatives. Regarding the elimination of phenols and chlorophenols in water, these processes have been proved promising [13]. Particularly, AOPs can effectively decompose toxic and bioresistant compounds in water like phenol, 2-chlorophenol and 2,4-dichlorophenol [13–15]. For example, Andreozzi et al. [16] studied the photochemical oxidation of 2,4-dichlorophenol and 3,4-dichlorophenol using homogeneous photocatalysis with Fe(III) under UV-A irradiation. They reported complete removal of both compounds with increased concentrations of iron and proper adjustment of the solution pH.

There is an extensive list of applications of photochemical processes to eliminate toxic or emerging pollutants in water [17–22], but significantly less research has been conducted to degrade these compounds in complex wastewaters or treat effectively complex wastewaters in terms of carbon removal [23,24]. Photochemical reactions take place through complex and variable pathways based on radical mechanisms that are sensitive to experimental parameters, and thus their efficiency can be adversely influenced by the occurrence of rest compounds in a wastewater [25]. As a result, further research is essential to investigate the application of photochemical processes in the case of complex wastewaters.

In this study, UV/ $TiO_2$ , UV/ $H_2O_2$ , UV/ $TiO_2/H_2O_2$  and UV/ $TiO_2/H_2O_2/Fe(III)$  processes were used to treat a synthetic wastewater containing mainly organic load. The UV/ $TiO_2/H_2O_2$  process was also applied to treat the synthetic wastewater containing the following compounds: Phenol, 2-chlorophenol, 2,4-dichlorophenol, 2,4,6-trichlorophenol, and 4-nitrophenol. Finally, electrical energy consumption due to artificial light irradiation was estimated as it is connected directly to the environmental footprint of photochemical processes.

## 2 Materials and methods

### 2.1. Chemicals and wastewater composition

The composition of the stock synthetic wastewater prepared is shown in Table 1. The total carbon content was  $1080\text{ mg L}^{-1}$ , 95% organic and 5% inorganic. It is a typical non-toxic and biodegradable wastewater that has been used as substrate to examine the effect of the presence of toxic compounds on the efficiency of wastewater treatment technologies [26,27]. Fresh stock solutions were prepared every three days. The following ratios of stock solution volume to water volume were used to achieve the experimental total carbon of 477, 124, 61, and  $32\text{ mg L}^{-1}$ ,

**Table 1. The composition of the synthetic wastewater.**

Component	Molecular Weight (g mol <sup>-1</sup> )	Concentration (mg L <sup>-1</sup> )	Total Carbon (mg L <sup>-1</sup> )	Company
D-Glucose anhydrous	180.16	1600	639.4	Fisher Scientific
Bacterial Peptone		480	227.8*	Fisher Scientific
Lab Lemco		320	144.9*	Oxoid
Ammonium Hydrogen Carbonate	79.06	160	24.3	Fisher Scientific
Potassium Hydrogen Carbonate	100.12	80	9.6	Fisher Scientific
Sodium Hydrogen Carbonate	84	80	11.4	Fisher Scientific

\*measured by TC analysis.

<https://doi.org/10.1371/journal.pone.0216745.t001>

respectively, for the UV/TiO<sub>2</sub> experiments: 110 mL/140 mL, 28 mL/222 mL, 14 mL/236 mL, and 7.5 mL/242.5. Phenol was supplied by Sigma Aldrich. 2-Chlorophenol (≥99% w/w), 2,4,6-Trichlorophenol (≥98% w/w), and 4-Nitrophenol (≥99% w/w) were purchased from Sigma Aldrich. 2,4-Dichlorophenol (≥99% w/w) was supplied by Acros Organics. Titanium (IV) dioxide (Aeroxide P25, nanopowder, 21 nm average primary particle size, ≥99.5% trace metals basis, 80/20 anatase to rutile weight ratio, specific surface area 50 m<sup>2</sup> g<sup>-1</sup>) from Sigma-Aldrich was used as catalyst, whereas hydrogen peroxide (37.6% w/w) was purchased from Skat-Reactiv. Iron chloride anhydrous (≥97% w/w) was obtained from Fisher scientific.

## 2.2. Experimental procedure

All experiments were conducted using an annular photoreactor operated in batch recycle mode with an OSRAM ultraviolet lamp with the following specifications: order reference HNS 6 W G5, voltage 42 V, nominal wattage 6.00 W, wavelength 254 nm, diameter 16.00 mm, length 212 mm, lifespan 9000 h. (Fig 1). The volume of the treated wastewater was 250 mL, whereas the irradiated volume was 56.8 mL. The non-irradiated part was continuously magnetically stirred. A peristaltic pump (Heidolph) was employed to achieve a 175 mL min<sup>-1</sup> flow rate. All pH measurements were conducted by means of a LE409 electrode by Mettler Toledo.

Each experiment lasted 120 minutes and samples were withdrawn periodically for analysis. Prior to High Pressure Liquid Chromatography (HPLC) and Total Carbon (TC) analysis, samples were filtrated by means of Chromofil Xtra RC-20/25 filters (0.20 μm). TC concentrations were determined by means of a Multi N/C 3100 analyzer (Analytik Jena AG) and phenolic compounds were quantified using an Agilent 1290 Infinity HPLC. A summary of the experimental conditions is shown in Table 2. The details of HPLC and TC analysis are presented in Tables 3 and 4, respectively.

The conversion of the phenolic compounds to intermediates and the TC removal because of CO<sub>2</sub> production were calculated using the following formulas, respectively:

$$\text{conversion (\%)} = \frac{C_0 - C_t}{C_0} \times 100 \quad (1)$$

$$\text{TC removal (\%)} = \frac{[TC]_0 - [TC]_t}{[TC]_0} \times 100 \quad (2)$$

The average error was estimated to be below 3.5% (as one standard deviation of the mean) via repeating initially a few experiments in triplicates.

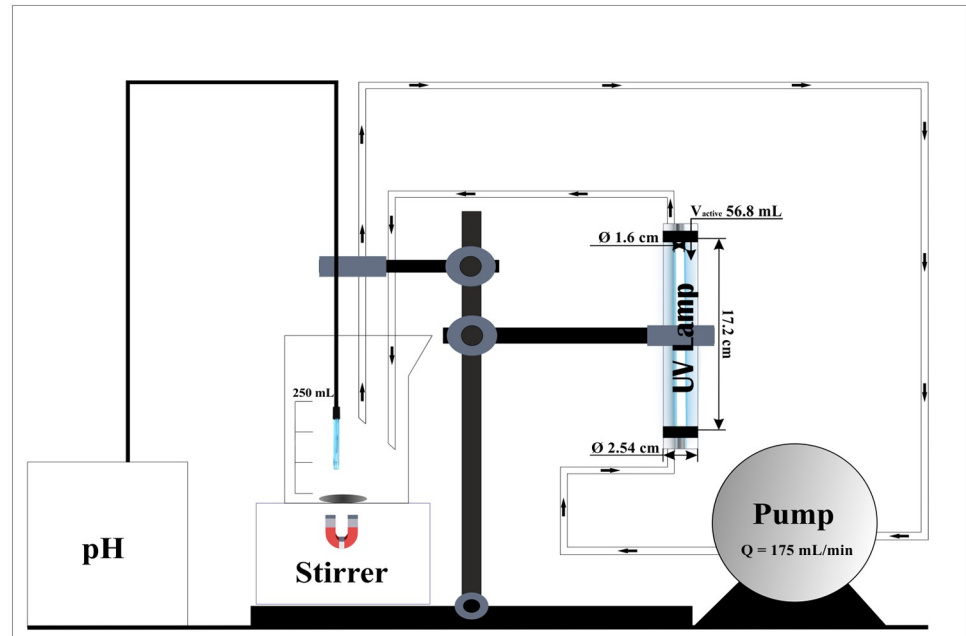


Fig 1. Experimental apparatus.

<https://doi.org/10.1371/journal.pone.0216745.g001>

### 3 Results and discussion

#### 3.1. UV/TiO<sub>2</sub> process: The effect of initial TC and TiO<sub>2</sub> concentration

Under UV light irradiation, electrons and positive holes are generated in the conduction ( $e^-_{cb}$ ) and valence band ( $h\nu^+_{vb}$ ) of titanium dioxide according to the first reaction [12]. The holes can either react directly with organic molecules (reaction 7) or form hydroxyl radicals (reactions 4–5) that subsequently oxidize organic molecules (reaction 8) [28,29]. The electrons can also react with organic compounds to provide reduction products (reaction 9). The role of oxygen (reaction 6) is important because it can react with the photo-generated electrons,

Table 2. Experimental conditions.

Parameter	Range	Comments
TC (mg L <sup>-1</sup> )	30–500	most experiments were performed with initial TC 32 mg L <sup>-1</sup>
Phenolic compound (mg L <sup>-1</sup> )	0/5/10	Ph or 2-CP or 2,4-DCP or 2,4,6-TCP or 4-NP was added keeping always initial TC equal to 32 mg L <sup>-1</sup>
TiO <sub>2</sub> (g L <sup>-1</sup> )	0–1	most experiments were performed with 0.5 g L <sup>-1</sup>
H <sub>2</sub> O <sub>2</sub> (mg L <sup>-1</sup> )	0–266	
Fe(III)	0/10	most experiments were conducted without iron addition
UV lamp (W / nm)	6 / 254	annular photoreactor
Total volume treated (mL)	250	irradiated volume 56.8 mL
Flow rate (mL min <sup>-1</sup> )	175	batch recycle mode
Experiment duration (min)	120	equal to irradiation time
Temperature (°C)	20–25	room temperature
Initial pH	6–7	no adjustment of pH

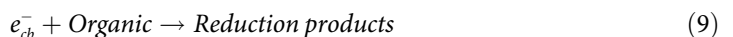
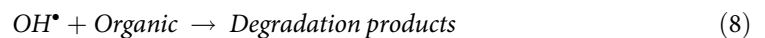
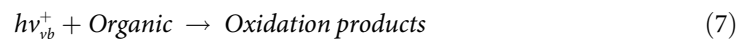
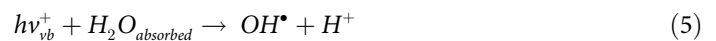
<https://doi.org/10.1371/journal.pone.0216745.t002>

**Table 3. The details of HPLC analysis.**

Compound Parameter	Phenol	2-Chlorophenol	2,4-Dichlorophenol	2,4,6-Trichlorophenol	4-Nitrophenol
Column	ZORBAX Rapid Resolution High Definition column (Agilent), phase SB-C18, internal diameter = 2.1 mm, length = 100 mm, particle size = 1.8 μm				
Injection volume (μL)	5				
Eluent	50% ultra-pure water / 50% acetonitrile	85% ultra-pure water / 15% acetonitrile	85% ultra-pure water / 15% acetonitrile	85% ultra-pure water / 15% acetonitrile	85% ultra-pure water / 15% acetonitrile
Flow rate (mL min <sup>-1</sup> )	0.4				
Column temperature (°C)	20				
Detector wavelength (nm)	280				

<https://doi.org/10.1371/journal.pone.0216745.t003>

preventing thus the fast recombination between electrons and holes on the catalytic surface [12].



Firstly, the impact of the initial total carbon on its removal was examined. The initial total carbon ranged in 30–500 mg L<sup>-1</sup>, whereas the concentration of TiO<sub>2</sub> was 1 g L<sup>-1</sup> for all the experiments shown in Fig 2. When the initial TC was above 120 mg L<sup>-1</sup>, the final TC removal observed was lower than 15%. The photocatalytic treatment was adversely affected by the initial carbon concentration due to the shortage of reactive species at increased concentrations

**Table 4. The details of TC analysis.**

Carrier gas	Oxygen (99.999%)
Detector	Focus Radiation Non-Dispersive Infrared
Digestion method	high-temperature combustion
Combustion temperature (°C)	800
Catalyst	Platinum catalyst multi NC
Sample volume (μL)	250
Rinse volume (μL)	2000
Repetitions for TC	min 2, max 3. Coefficient of variation (CV) for TC ≤ 2%

<https://doi.org/10.1371/journal.pone.0216745.t004>

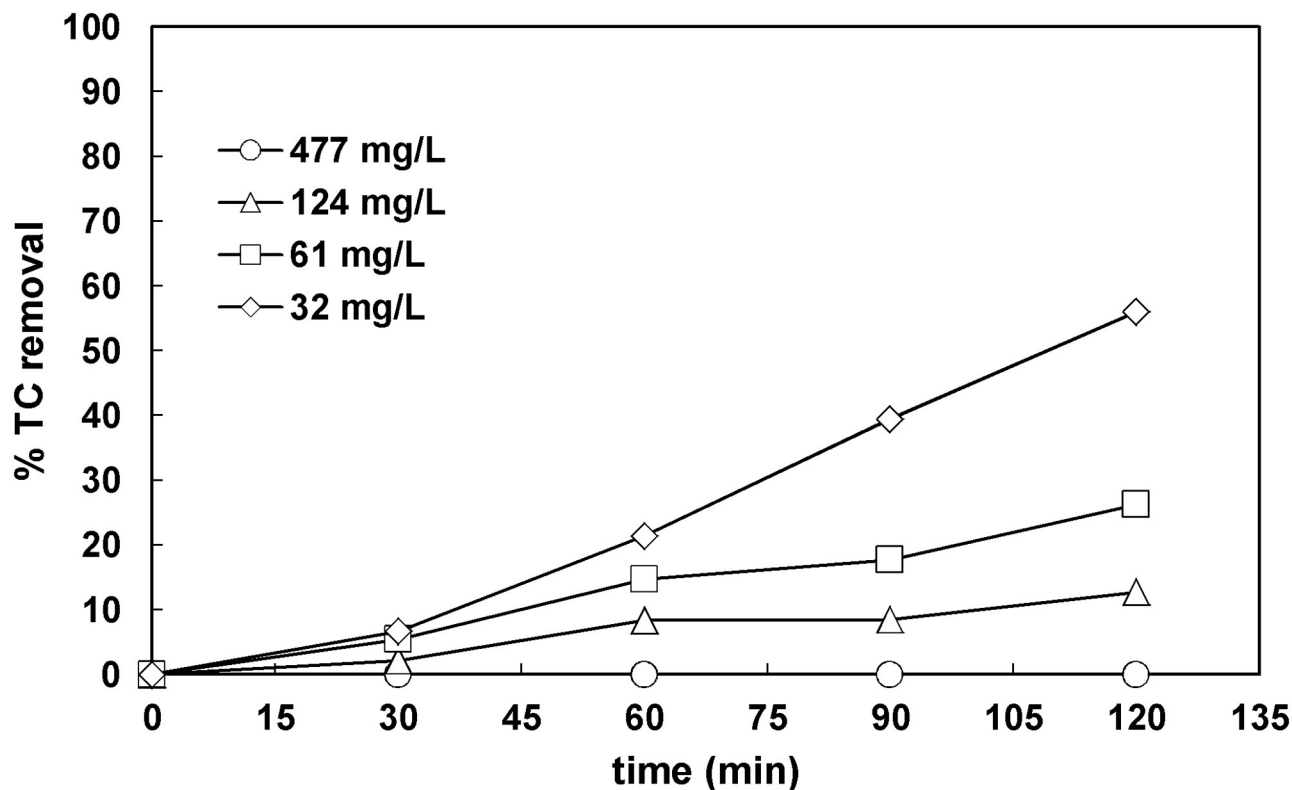


Fig 2. Effect of TC initial concentration on TC removal ( $[\text{TiO}_2]_0 = 1 \text{ g L}^{-1}$ ).

<https://doi.org/10.1371/journal.pone.0216745.g002>

[30]. Specifically, when the initial TC was increased from 32 to 61  $\text{mg L}^{-1}$ , the final removal of total carbon observed was decreased from 56% to 26%. Taking into account the final TC removal achieved, the initial TC concentration of 32  $\text{mg L}^{-1}$  was used in the next experiments. TC concentrations close to this value have been reported previously for synthetic wastewaters effluents [26], and settled influent samples from wastewater treatment plants [31]. The photocatalytic treatment was adversely affected by the initial carbon concentration due to the shortage of reactive species at increased concentrations as expected [30].

The effect of titanium dioxide loading ranging in 0.1–1  $\text{g L}^{-1}$  on TC removal was then studied for initial TC equal to 32  $\text{mg L}^{-1}$ . For 0.1  $\text{g L}^{-1}$   $\text{TiO}_2$ , 36% TC removal was obtained. Increasing titanium dioxide loading to 0.5  $\text{g L}^{-1}$  led to 58% TC removal, which remained practically the same when the  $\text{TiO}_2$  amount used was 1  $\text{g L}^{-1}$ , as shown in Fig 3. Increased concentrations of  $\text{TiO}_2$  above a certain value do not advance the process because UV irradiation cannot penetrate the treated solution [32]. It is also obvious that combining UV irradiation and photocatalyst was crucial for achieving considerable TC removals. Consequently, the concentration of 0.5  $\text{g L}^{-1}$  was subsequently used.

For high initial concentrations of the target organic compound the oxidation rate can be increased significantly, whereas for moderate concentrations of the target compound,  $\text{TiO}_2$  concentration might not affect the process [33]. In contrast, for low concentrations of the target compound, higher oxidation rates can be observed for decreasing catalyst amounts. These observations are attributed to the trade-off between two competitive factors: the light penetration and the availability of active sites on catalyst surface; increased concentrations of  $\text{TiO}_2$  provide more active sites, however the light penetration is decreased and as a result the photo-irradiated part of the reactor is decreased too. The definition of the terms “low,” “medium,”

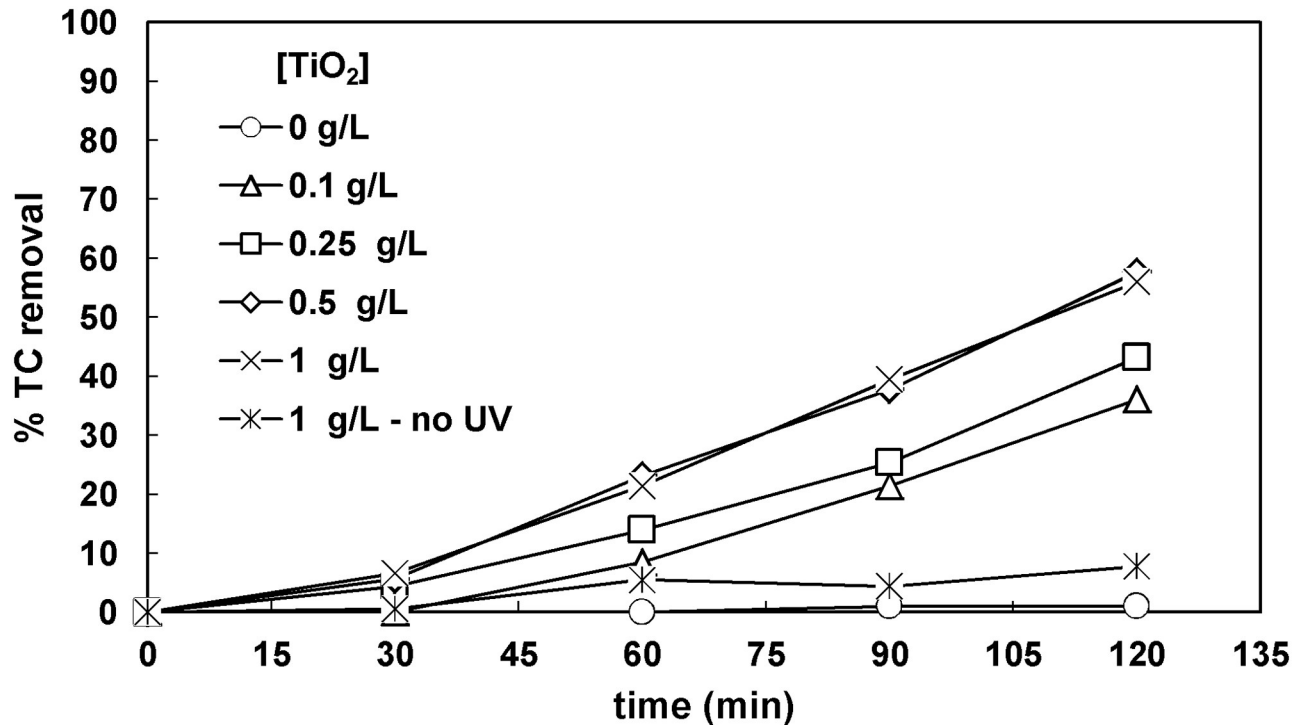


Fig 3. Effect of TiO<sub>2</sub> loading on TC removal ([TC]<sub>0</sub> = 32 mg L<sup>-1</sup>).

<https://doi.org/10.1371/journal.pone.0216745.g003>


and “high” for the initial concentration of the target compound depends on the photo-catalytic configuration.

### 3.2. UV/H<sub>2</sub>O<sub>2</sub> process: The effect of H<sub>2</sub>O<sub>2</sub> initial concentration

For comparison reasons, the effect of H<sub>2</sub>O<sub>2</sub> initial concentration in 27–266 mg L<sup>-1</sup> was examined without TiO<sub>2</sub>. The initial total carbon was equal to 32 mg L<sup>-1</sup>. As it is shown in Fig 4, increasing concentrations of H<sub>2</sub>O<sub>2</sub> up to 133.2 mg L<sup>-1</sup> led to higher TC removals after 120 min. This can be explained by higher concentrations of OH• formed (reactions 10–11); these radicals attack most organic compounds without discrimination [34].



Increasing the initial amount of H<sub>2</sub>O<sub>2</sub> to 266 mg L<sup>-1</sup> did not alter the final TC removal as previously observed [35–37], which can be attributed to the reaction of excess H<sub>2</sub>O<sub>2</sub> with already produced hydroxyl radicals (reactions 12–13), namely H<sub>2</sub>O<sub>2</sub> itself consumes the highly reactive OH• formed.



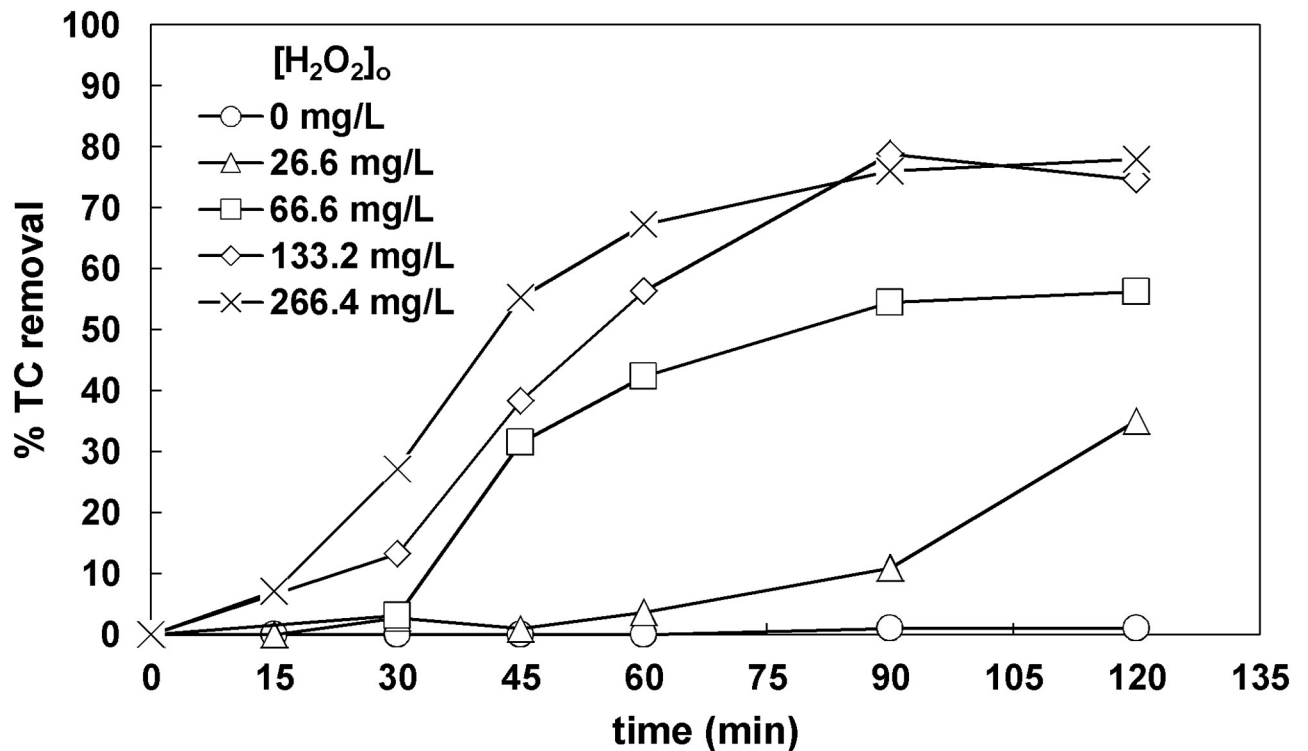


Fig 4. Effect of H<sub>2</sub>O<sub>2</sub> initial concentration on TC removal ([TC]<sub>0</sub> = 32 mg L<sup>-1</sup>).

<https://doi.org/10.1371/journal.pone.0216745.g004>

### 3.3. UV/TiO<sub>2</sub>/H<sub>2</sub>O<sub>2</sub> process: The effect of combining TiO<sub>2</sub> with H<sub>2</sub>O<sub>2</sub>

The effect of combining UV light, titanium dioxide as photocatalyst and hydrogen peroxide as oxidant on TC removal was subsequently studied. The initial concentrations used were: 32 mg L<sup>-1</sup> total carbon, 0.5 g L<sup>-1</sup> TiO<sub>2</sub>, and 66.6 mg L<sup>-1</sup> H<sub>2</sub>O<sub>2</sub>. Combining TiO<sub>2</sub> and H<sub>2</sub>O<sub>2</sub> did not result in higher final TC removals.

There is no agreement in previously reported works about the effectiveness of combining hydrogen peroxide with titanium dioxide under UV irradiation. For example, on one hand it has been reported that such a combination increased the process efficiency as ultraviolet rays were coupled with both oxidant and photocatalyst [38], whereas on the other hand, competition for UV light between the oxidant and the photocatalyst [12] or the H<sub>2</sub>O<sub>2</sub> adsorption on TiO<sub>2</sub> that decreases catalyst activity [39] have been reported to decrease the overall process efficiency.

### 3.4. UV/TiO<sub>2</sub>/H<sub>2</sub>O<sub>2</sub>/Fe(III) process: The effect of ferric ions addition

The influence of ferric ions on the TC was also examined (photo Fenton-like process). Iron chloride (FeCl<sub>3</sub>, anhydrous) was added to produce ferric ions. The initial concentrations of TC, catalyst, oxidant and ferric ions along with the final TC removals achieved are presented in Table 5. The total carbon removal was increased from 52% for the UV/TiO<sub>2</sub>/H<sub>2</sub>O<sub>2</sub> to 84% when Fe(III) was initially added. However, the presence of TiO<sub>2</sub> was not beneficial as the same TC removal was observed after 120 min for both the UV/H<sub>2</sub>O<sub>2</sub>/Fe(III) and UV/TiO<sub>2</sub>/H<sub>2</sub>O<sub>2</sub>/Fe(III) processes. The explanation could be similar to the one stated in paragraph 3.1. The entirely different trend of the time curves obtained indicates that different kinetics were observed and that the oxidation of TC followed a different chemical reaction path for each process.

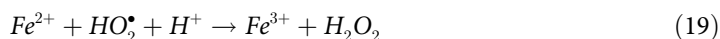
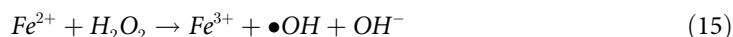
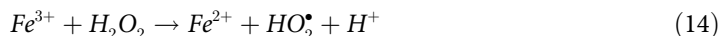


**Table 5. The effect of Fe(III) presence on TC removal.**

Reagents	UV/TiO <sub>2</sub> /H <sub>2</sub> O <sub>2</sub>	UV/H <sub>2</sub> O <sub>2</sub> /Fe(III)	UV/TiO <sub>2</sub> /H <sub>2</sub> O <sub>2</sub> /Fe(III)
TC (mg L <sup>-1</sup> )	32	32	32
TiO <sub>2</sub> (g L <sup>-1</sup> )	0.5	0	0.5
H <sub>2</sub> O <sub>2</sub> (mg L <sup>-1</sup> )	66.6	66.6	66.6
Fe(III) (ppm)	0	10	10
TC removal	52%	84%	84%

<https://doi.org/10.1371/journal.pone.0216745.t005>

Photo Fenton is the easiest way to cause hydroxyl radicals formation without the necessity of using temperature, pressure or even UV light [40] although the reduction of Fe(III) to Fe(II) and oxidation of organics have been suggested to be greatly accelerated in the presence of ultraviolet irradiation [36,40]. The photo Fenton-like process starts using Fe(III) and reaction 14 instead of Fe(II) and reaction 15 in the case of the classic photo Fenton. Then, reactions 16 to 20 are common for both mechanisms.



The pH evolution with time is presented in Fig 5. It started from a value around 7, then started to drop as the process proceeded, probably because of the transformation of organic carbon into organic acids. It has been reported that at the final step organic acids are slowly decomposed to CO<sub>2</sub> leaving the solution, which results in increasing pH values [41].

In Fig 6, all TC removals obtained at the end of each process applied are shown.

### 3.5. Decomposition of phenolic compounds in wastewater

**3.5.1. Phenol.** The photocatalytic process was also used to treat the synthetic wastewater with 5 mg L<sup>-1</sup> or 10 mg L<sup>-1</sup> of phenol. 0.5 g L<sup>-1</sup> TiO<sub>2</sub> was always used as photocatalyst, whereas one more experiment was conducted for 10 mg L<sup>-1</sup> of phenol using additionally 66.6 mg L<sup>-1</sup> H<sub>2</sub>O<sub>2</sub>. In all the experiments shown afterwards, the wastewater was always prepared so as to keep the same initial TC concentration of 32 mg L<sup>-1</sup> as in the previous experiments. The results obtained are presented in Fig 7. The phenol conversion was practically the same for both initial phenol concentrations 5 and 10 mg L<sup>-1</sup>, whereas a higher conversion was achieved when H<sub>2</sub>O<sub>2</sub> was used. Specifically, the TC removal was in the range of 45–48% in the presence of phenol, whereas 58% TC removal was achieved without phenol. The final phenol conversion was above 94% in all cases. From the results obtained, it can be suggested that phenol was rather easily decomposed by photocatalysis. However, it was not completely converted into carbon

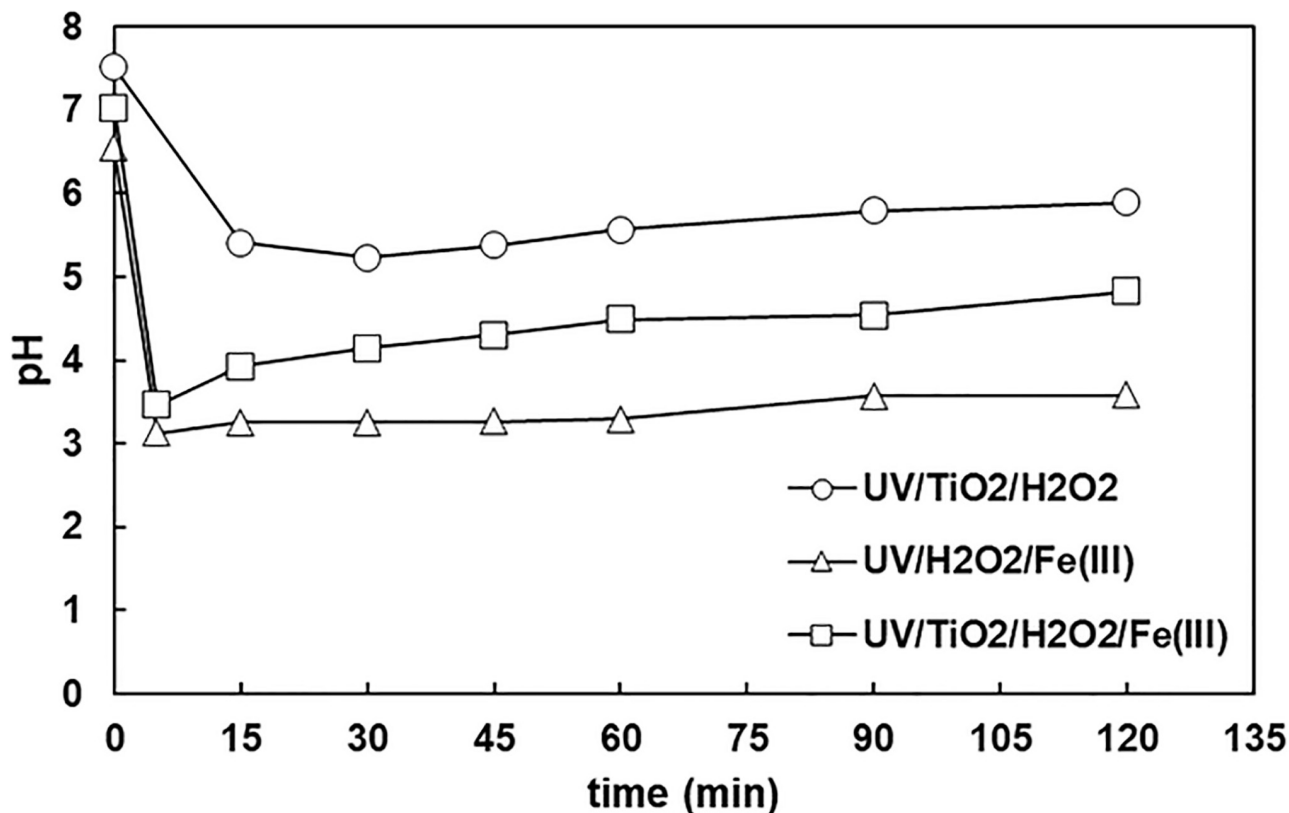


Fig 5. The evolution of pH with time ( $[TC]_0 = 32 \text{ mg L}^{-1}$ ,  $[TiO_2]_0 = 0.5 \text{ g L}^{-1}$ ,  $[H_2O_2]_0 = 66.6 \text{ mg L}^{-1}$ ,  $[Fe(III)]_0 = 10 \text{ ppm}$ ).

<https://doi.org/10.1371/journal.pone.0216745.g005>

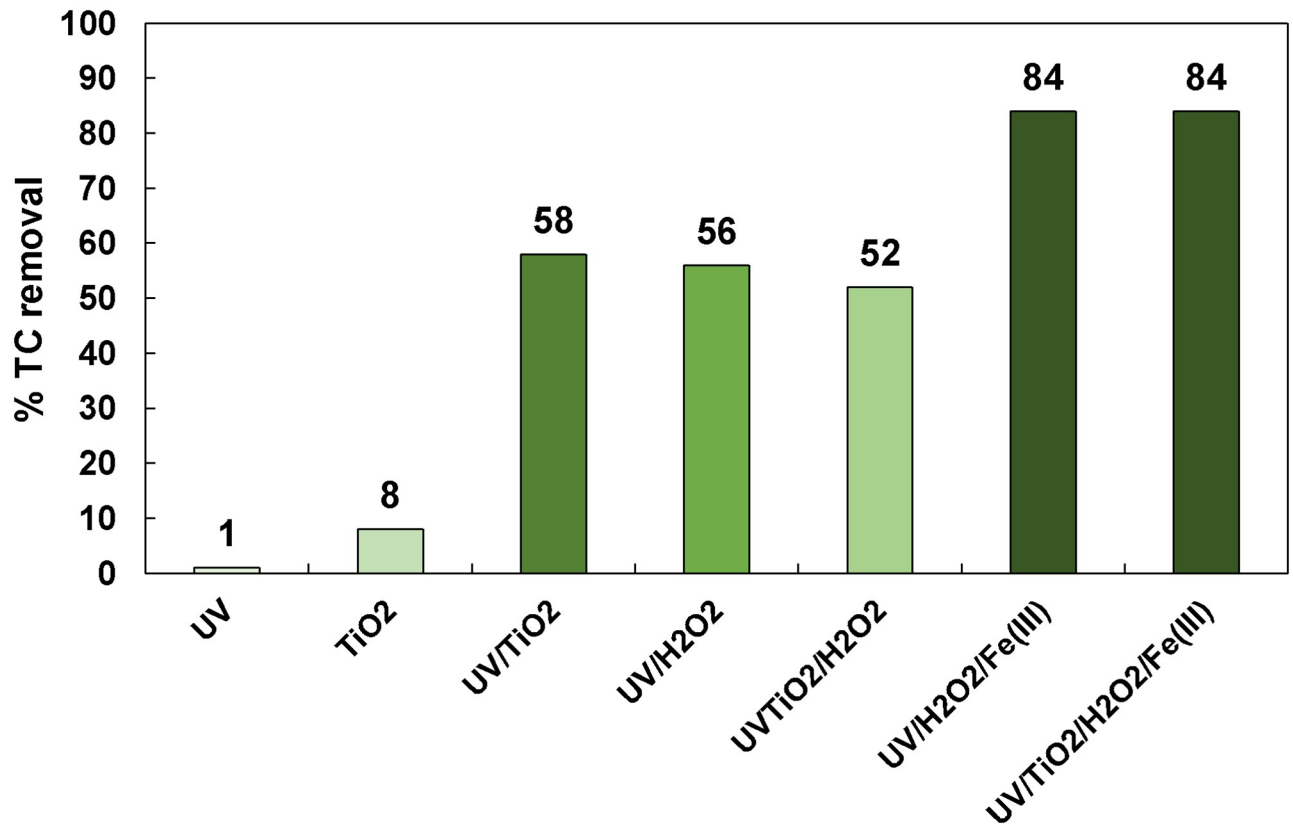
dioxide and water. Adding  $H_2O_2$  seems to have provided surplus of hydroxyl radicals that promoted both phenol degradation and carbon mineralization, since the phenol conversion was 100% and the TC removal was 80% after 120 min.

**3.5.2. 2-Chlorophenol.** 2-Chlorophenol (2-CP) was also added to the wastewater keeping the same initial TC. Increasing the initial chlorophenol concentration resulted in an increased final TC removal (Fig 8). The addition of  $H_2O_2$  into the UV/ $TiO_2$  process promoted the mineralization of the wastewater during the first 90 min of treatment but did not result in any change in the final TC removal. In all cases, 2-CP was completely decomposed after 90 min.

**3.5.3. 2,4-Dichlorophenol.** The results obtained for 2,4-dichlorophenol (2,4-DCP) are shown in Fig 9. 2,4-DCP had no effect on TC removal at the end of the process, whereas  $H_2O_2$  was again beneficial for carbon mineralization. The conversion of 2,4-DCP was above 95% after 120 min.

**3.5.4. 2,4,6-Trichlorophenol.** The results obtained for 2,4,6-Trichlorophenol (2,4,6-TCP) were similar to the ones obtained for phenol. There was no difference between  $5 \text{ mg L}^{-1}$  and  $10 \text{ mg L}^{-1}$  in terms of TC removal, whereas the presence of hydrogen peroxide enhanced the mineralization of the wastewater (Fig 10). According to HPLC results, the addition of  $H_2O_2$  resulted in an enhancement of degradation rate, as 100% 2,4,6-TCP conversion was achieved in 30 minutes.

**3.5.5. 4-Nitrophenol.** The results for TC removal in the case of 4-nitrophenol (4-NP) are shown in Fig 11. TC removals for  $5 \text{ mg L}^{-1}$  4-NP were almost identical to the ones without any nitrophenol. In contrast, for 4-NP initial concentration equal to  $10 \text{ mg L}^{-1}$ , the TC removal



**Fig 6.** Final TC removal achieved in each process ( $[TC]_0 = 32 \text{ mg L}^{-1}$ ,  $[TiO_2]_0 = 0.5 \text{ g L}^{-1}$ ,  $[H_2O_2]_0 = 66.6 \text{ mg L}^{-1}$ ,  $[Fe(III)]_0 = 10 \text{ ppm}$ ).

<https://doi.org/10.1371/journal.pone.0216745.g006>

declined. The use of hydrogen peroxide was considerably beneficial. The conversion of 4-NP was complete in all cases after 120 min.

**3.5.6. Comparison.** All final TC removals observed in the treatment of synthetic wastewater containing phenolic compounds are shown in Table 6. In the UV/TiO<sub>2</sub> process, the wastewater containing 2-CP was generally the easiest to mineralize whereas the one containing 2,4,6-TCP was the most resistant. The degradation order has been reported to be connected strongly to the photochemical system and the amounts of oxidant and catalyst initially used because they affect considerably the reaction pathway and thus the intermediates formed [12,42,43]. The addition of hydrogen peroxide eliminated the differences in TC removals observed from one compound to another at the end of the process as shown in Fig 12.

It is clear that the photocatalytic treatment was able to effectively treat the synthetic wastewater containing concentrations at the ppm range of phenolic compounds. Especially, the UV/TiO<sub>2</sub>/H<sub>2</sub>O<sub>2</sub> process removed more than 80% of total carbon in the wastewater and converted 100% all phenolic compounds after 120 min.

**3.5.7. Energy consumption.** The knowledge of the electrical energy consumed by the UV lamp is important because it adds to the wastewater treatment operating cost. The electric energy per order,  $E_{EO}$  (kWh/m<sup>3</sup>/order), is commonly used, which can be estimated through the following equation for a batch reactor [44]:

$$E_{EO} = \frac{P \cdot t \cdot 1000}{V \cdot 60 \cdot \log(C_o/C_f)} \quad (21)$$

where:

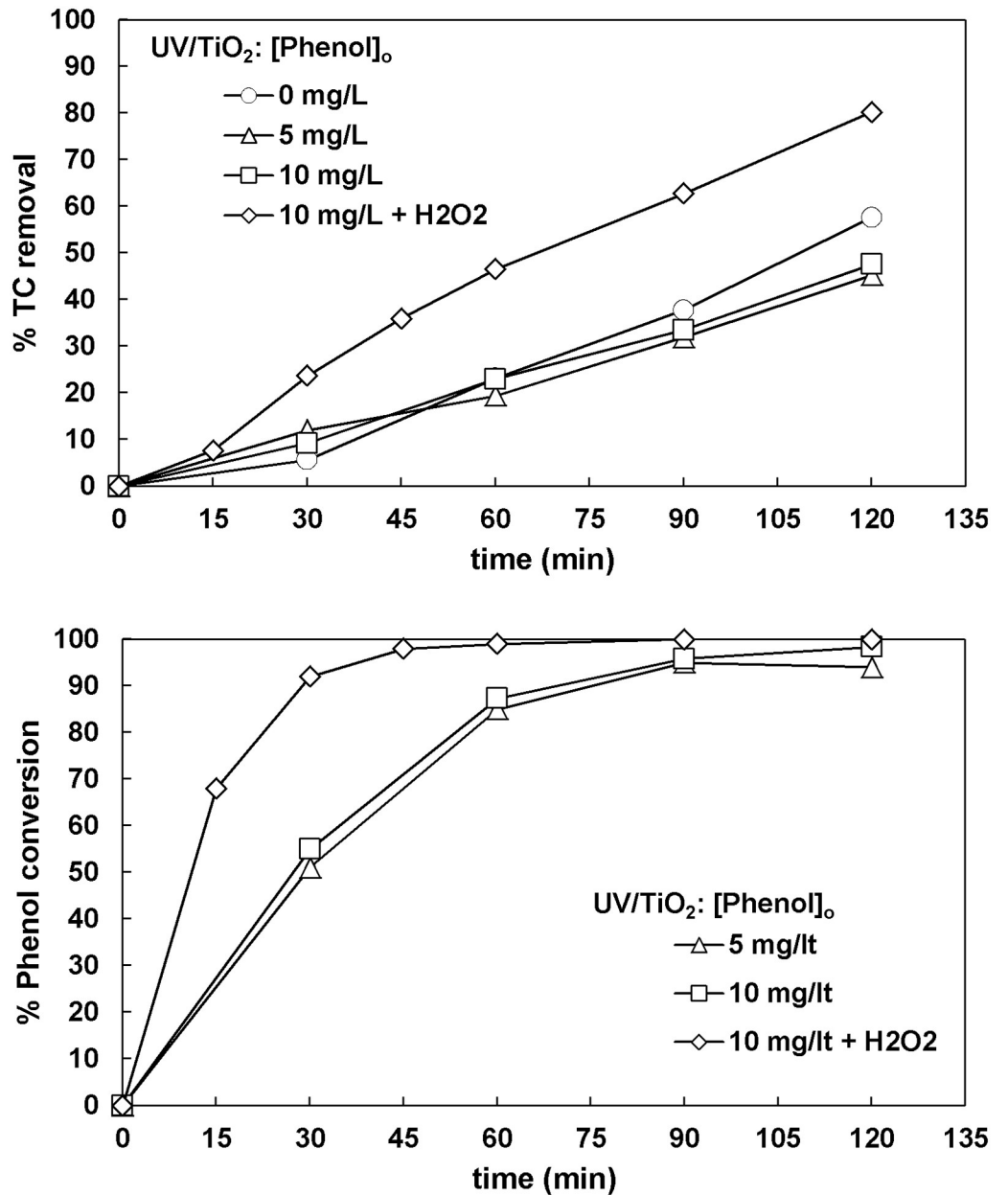


Fig 7. The effect of phenol concentration on TC removal and phenol conversion ( $[TC]_o = 32 \text{ mg L}^{-1}$ ,  $[TiO_2]_o = 0.5 \text{ g L}^{-1}$ ,  $[H_2O_2]_o = 66.6 \text{ mg L}^{-1}$  when used).

<https://doi.org/10.1371/journal.pone.0216745.g007>

$P$  = electrical power of the UV lamp, kW

$T$  = irradiation time, min

$V$  = the volume of the treated wastewater, L

$C_o$  = the initial concentration of the pollutant,  $\text{mg L}^{-1}$

$C_f$  = the final concentration of the pollutant,  $\text{mg L}^{-1}$

The values obtained are shown in Table 7. It is clear that the influence of the compound present in the wastewater affected substantially the energy consumed despite the fact that the total initial carbon was kept constant and it was only partially substituted. The extent of

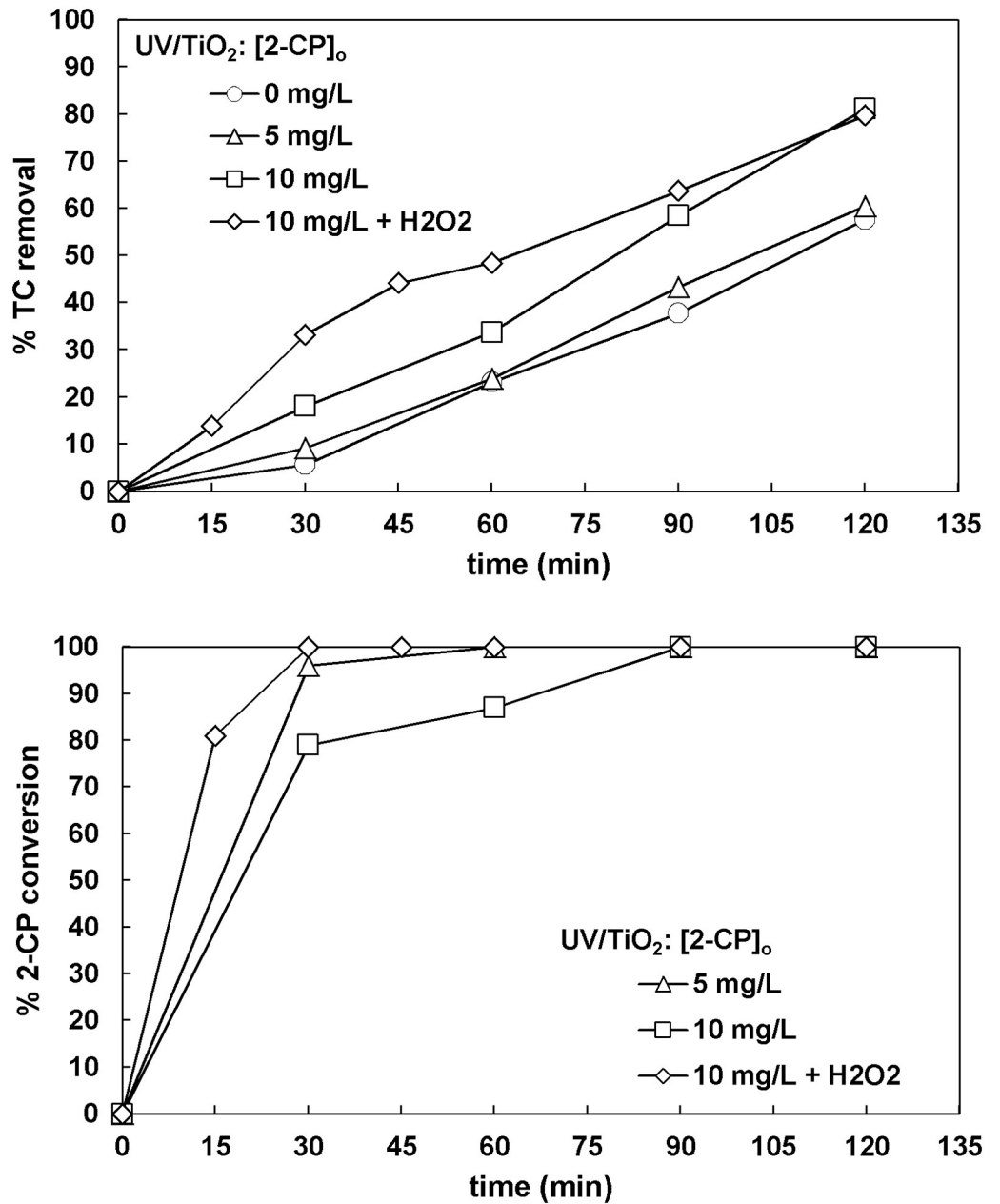


Fig 8. The effect of 2-chlorophenol concentration on TC removal and 2-chlorophenol conversion ( $[TC]_0 = 32 \text{ mg L}^{-1}$ ,  $[TiO_2]_0 = 0.5 \text{ g L}^{-1}$ ,  $[H_2O_2]_0 = 66.6 \text{ mg L}^{-1}$  when used).

<https://doi.org/10.1371/journal.pone.0216745.g008>

carbon substitution (5 or 10 mg L<sup>-1</sup>) affected  $E_{EO}$  too, whereas the addition of hydrogen peroxide led to lower energy consumptions and decreased significantly the differences from one compound to another. These observations are in accordance with previously reported ones. Specifically, Foteinis et al. [45] estimated  $E_{EO}$  values in the range of 4–958 kWh/m<sup>3</sup>/order in the photochemical oxidation of an endocrine disrupting micro-pollutant. The authors reported also the great dependence of energy consumption on the process applied and the fact that by adding small amounts of oxidative agents, the environmental footprint can be drastically decreased.

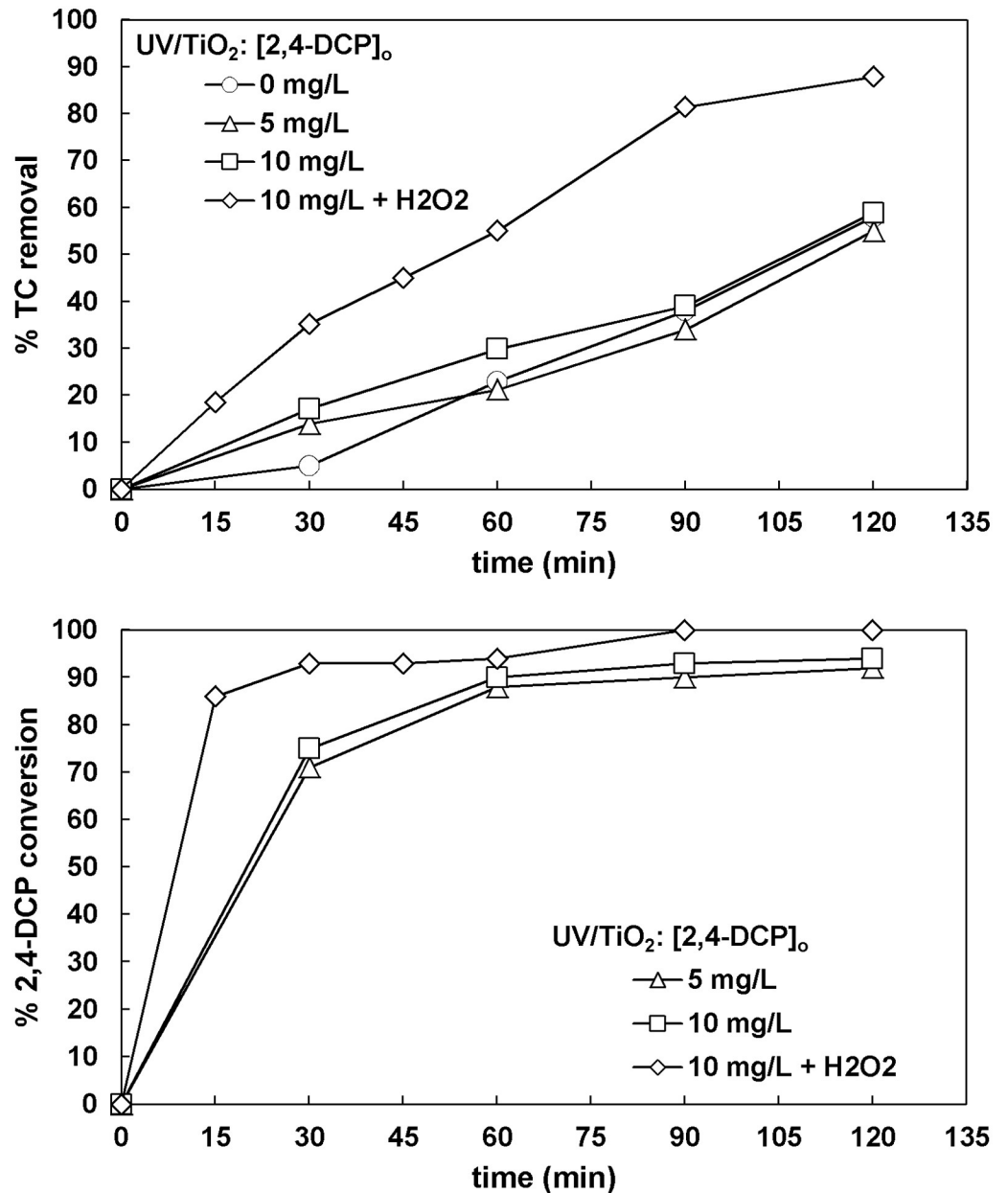


Fig 9. The effect of 2,4-dichlorophenol concentration on TC removal and 2,4-dichlorophenol conversion ( $[TC]_0 = 32 \text{ mg L}^{-1}$ ,  $[TiO_2]_0 = 0.5 \text{ g L}^{-1}$ ,  $[H_2O_2]_0 = 66.6 \text{ mg L}^{-1}$  when used).

<https://doi.org/10.1371/journal.pone.0216745.g009>

## 4 Conclusions

In this work, the photocatalytic process was employed to treat a synthetic wastewater mainly composed of organic carbon. Various combinations of UV light, titanium dioxide, hydrogen peroxide and ferric ions were tested and the performance was evaluated in terms of carbon removal and target compound's conversion. The main results are:

1. Both UV/TiO<sub>2</sub> and UV/H<sub>2</sub>O<sub>2</sub> processes were effective as TC removals 58% and 56% were achieved, respectively, for the following conditions:  $[TC]_0 = 32 \text{ mg L}^{-1}$ ,  $[TiO_2]_0 = 0.5 \text{ g L}^{-1}$

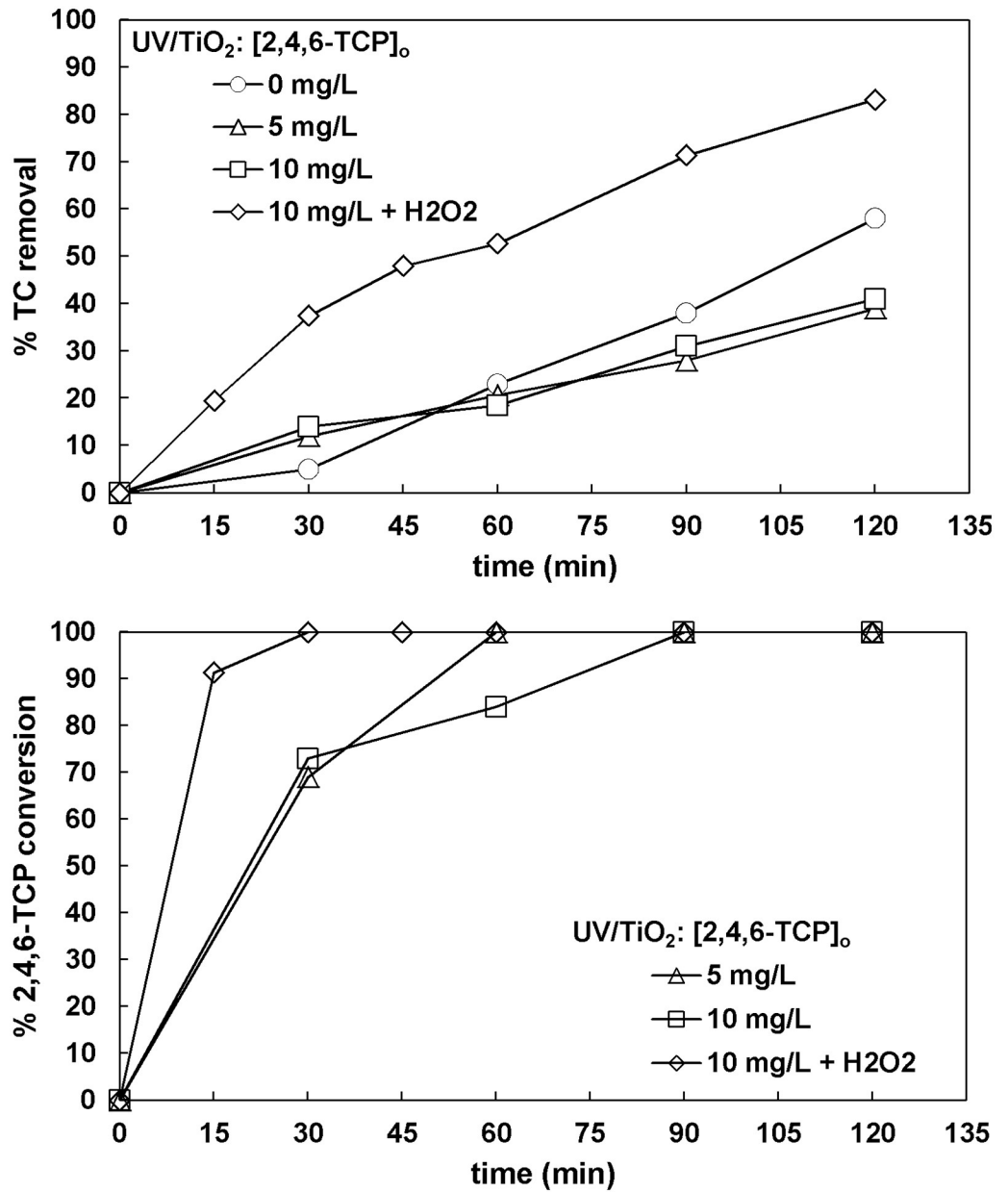


Fig 10. The effect of 2,4,6-trichlorophenol concentration on TC removal and 2,4,6-trichlorophenol conversion ([TC]<sub>0</sub> = 32 mg L<sup>-1</sup>, [TiO<sub>2</sub>]<sub>0</sub> = 0.5 g L<sup>-1</sup>, [H<sub>2</sub>O<sub>2</sub>]<sub>0</sub> = 66.6 mg L<sup>-1</sup> when used).

<https://doi.org/10.1371/journal.pone.0216745.g010>

and [H<sub>2</sub>O<sub>2</sub>]<sub>0</sub> = 66.6 mg L<sup>-1</sup>. However, the combination of TiO<sub>2</sub> with H<sub>2</sub>O<sub>2</sub> resulted in only 52% TC removal.

2. The addition of ferric ions increased considerably the TC removal obtained (84%) for UV/H<sub>2</sub>O<sub>2</sub> treatment. However, adding titanium dioxide as photocatalyst did not further improve the efficiency of the process.
3. When the carbon of the wastewater was partially substituted by either 5 mg L<sup>-1</sup> or 10 mg L<sup>-1</sup> of phenol or 2,4,6-trichlorophenol, the final TC removal in the UV/TiO<sub>2</sub> process was decreased.

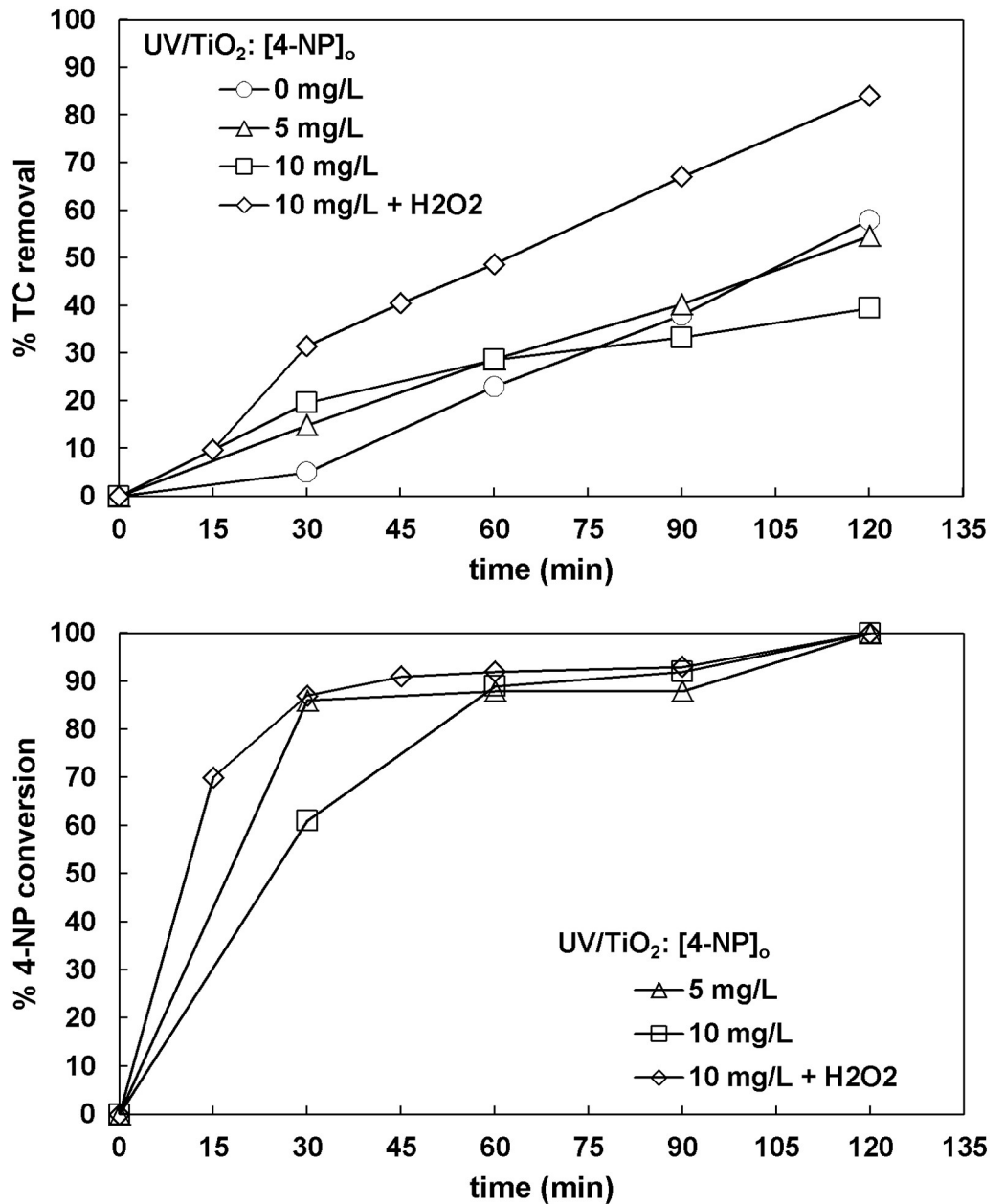


Fig 11. The effect of 4-nitrophenol concentration on TC removal and 4-nitrophenol conversion ( $[TC]_0 = 32 \text{ mg L}^{-1}$ ,  $[TiO_2]_0 = 0.5 \text{ g L}^{-1}$ ,  $[H_2O_2]_0 = 66.6 \text{ mg L}^{-1}$  when used).

<https://doi.org/10.1371/journal.pone.0216745.g011>

Table 6. TC removals after 120 min for wastewater containing phenolic compounds.

Concentration	Phenol	2-CP	2,4-DCP	2,4,6-TCP	4-NP
5 mg L <sup>-1</sup>	45%	60%	55%	38%	55%
10 mg L <sup>-1</sup>	48%	81%	59%	42%	39%
10 mg L <sup>-1</sup> + H <sub>2</sub> O <sub>2</sub>	80%	80%	88%	83%	84%

<https://doi.org/10.1371/journal.pone.0216745.t006>



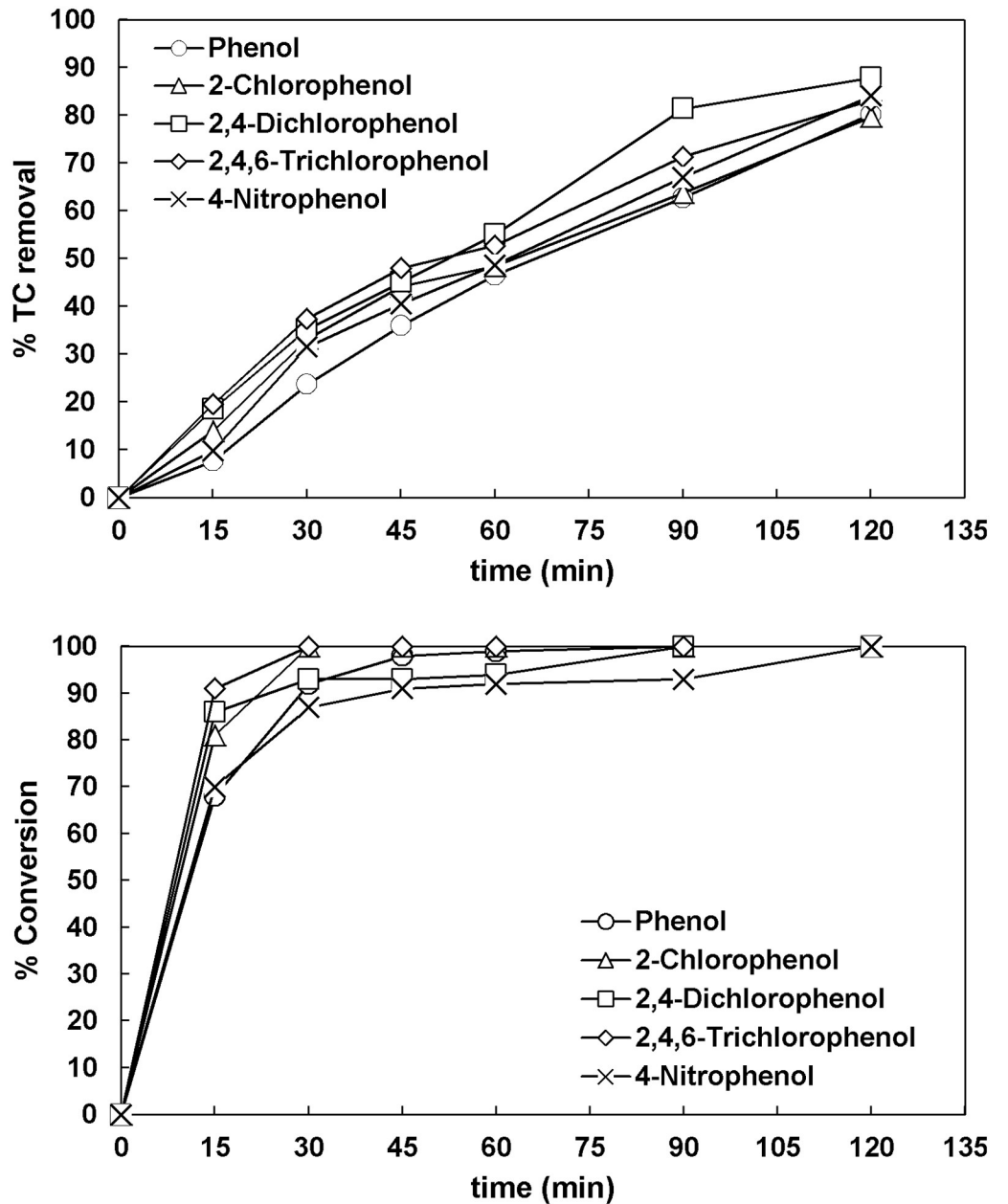


Fig 12. The effect of phenolic compound on TC removal and on conversion in the UV/TiO<sub>2</sub>/H<sub>2</sub>O<sub>2</sub> process ([TC]<sub>0</sub> = 32 mg L<sup>-1</sup>, [phenolic compound]<sub>0</sub> = 10 mg L<sup>-1</sup>, [TiO<sub>2</sub>]<sub>0</sub> = 0.5 g L<sup>-1</sup>, [H<sub>2</sub>O<sub>2</sub>]<sub>0</sub> = 66.6 mg L<sup>-1</sup>).

<https://doi.org/10.1371/journal.pone.0216745.g012>

Table 7. The consumption of electrical energy ( $E_{EO}$ , kWh/m<sup>3</sup>/order) per compound and treatment case.

Concentration	Phenol	2-CP	2,4-DCP	2,4,6-TCP	4-NP
5 mg L <sup>-1</sup>	185	121	216	248	138
10 mg L <sup>-1</sup>	169	67	124	191	224
10 mg L <sup>-1</sup> + H <sub>2</sub> O <sub>2</sub>	69	69	52	62	60

<https://doi.org/10.1371/journal.pone.0216745.t007>

4. In the UV/TiO<sub>2</sub> process, the wastewater containing 2-chlorophenol was generally the easiest to mineralize whereas the one containing 2,4,6-TCP was the most resistant. The addition of hydrogen peroxide eliminated the differences observed in relation with TC removal from one compound to another.
5. The consumption of electrical energy ( $E_{EO}$ ) estimated per compound and treatment case ranged in 52–248 kWh/m<sup>3</sup>/order. The addition of hydrogen peroxide in the UV/TiO<sub>2</sub> eliminated the differences in calculated  $E_{EO}$  values from one compound to another.

## Supporting information

**S1 File. Total carbon removal, phenolic compound conversion and pH data for the photocatalytic treatment of organic pollutants in a synthetic wastewater using UV light and combinations of TiO<sub>2</sub>, H<sub>2</sub>O<sub>2</sub> and Fe(III).**

(XLSX)

## Author Contributions

**Conceptualization:** Stavros G. Pouloupoulos.

**Funding acquisition:** Stavros G. Pouloupoulos.

**Investigation:** Azat Yerkinova, Gaukhar Ulykbanova.

**Methodology:** Stavros G. Pouloupoulos.

**Supervision:** Stavros G. Pouloupoulos, Vassilis J. Inglezakis.

**Validation:** Stavros G. Pouloupoulos.

**Writing – original draft:** Azat Yerkinova, Vassilis J. Inglezakis.

**Writing – review & editing:** Stavros G. Pouloupoulos.

## References

1. Bachmann Pinto H, Miguel de Souza B, Dezotti M. Treatment of a pesticide industry wastewater mixture in a moving bed biofilm reactor followed by conventional and membrane processes for water reuse. *J Clean Prod.* 2018; 201:1061–70.
2. Babuponnusami A, Muthukumar K. A review on Fenton and improvements to the Fenton process for wastewater treatment. *J Environ Chem Eng.* 2014; 2(1):557–72.
3. Jallouli N, Pastrana-Martínez LM, Ribeiro AR, Moreira NFF, Faria JL, Hentati O, et al. Heterogeneous photocatalytic degradation of ibuprofen in ultrapure water, municipal and pharmaceutical industry wastewaters using a TiO<sub>2</sub>/UV-LED system. *Chem Eng J.* 2018; 334:976–84.
4. Hui L, Yan W, Juan W, Zhongming L. A review: Recent advances in oily wastewater treatment. *Recent Innov Chem Eng.* 2014; 7(1):17–24.
5. Eslami A, Hashemi M, Ghanbari F. Degradation of 4-chlorophenol using catalyzed peroxymonosulfate with nano-MnO<sub>2</sub>/UV irradiation: Toxicity assessment and evaluation for industrial wastewater treatment. *J Clean Prod.* 2018; 195:1389–97.
6. Doong RA, Maithreepala RA, Chang SM. Heterogeneous and homogeneous photocatalytic degradation of chlorophenols in aqueous titanium dioxide and ferrous ion. *Water Sci Technol.* 2000; 42(7–8):253–60.
7. Michałowicz J, Duda W. Phenols—Sources and toxicity. *Polish J Environ Stud.* 2007; 16(3):347–62.
8. Rahim Pouran S, Abdul Raman AA, Wan Daud WMA. Review on the application of modified iron oxides as heterogeneous catalysts in Fenton reactions. *J Clean Prod.* 2014; 64:24–35.
9. Chong MN, Jin B, Chow CWK, Saint C. Recent developments in photocatalytic water treatment technology: A review. *Water Res.* 2010; 44(10):2997–3027. <https://doi.org/10.1016/j.watres.2010.02.039> PMID: 20378145

10. Ledezma Estrada A, Li YY, Wang A. Biodegradability enhancement of wastewater containing cefalexin by means of the electro-Fenton oxidation process. *J Hazard Mater.* 2012; 227–228:41–8. <https://doi.org/10.1016/j.jhazmat.2012.04.079> PMID: 22664258
11. Sacco O, Vaiano V, Rizzo L, Sannino D. Photocatalytic activity of a visible light active structured photocatalyst developed for municipal wastewater treatment. *J Clean Prod.* 2018; 175:38–49.
12. Pouloupoulos SG, Philippopoulos CJ. Photo-assisted oxidation of chlorophenols in aqueous solutions using hydrogen peroxide and titanium dioxide. *J Environ Sci Heal—Part A Toxic/Hazardous Subst Environ Eng.* 2004; 39(6):1385–97.
13. Pera-Titus M, García-Molina V, Baños MA, Giménez J, Esplugas S. Degradation of chlorophenols by means of advanced oxidation processes: A general review. *Appl Catal B Environ.* 2004; 47(4):219–56.
14. Abeish AM, Ang M, Znad H. Enhanced solar-photocatalytic degradation of combined chlorophenols using ferric ions and hydrogen peroxide. *Ind Eng Chem Res.* 2014; 53(26):10583–9.
15. Dionysiou DD, Khodadoust AP, Kern AM, Suidan MT, Baudin I, Lainé JM. Continuous-mode photocatalytic degradation of chlorinated phenols and pesticides in water using a bench-scale TiO<sub>2</sub> rotating disk reactor. *Appl Catal B Environ.* 2000; 24(3–4):139–55.
16. Andreozzi R, Di Somma I, Marotta R, Pinto G, Pollio A, Spasiano D. Oxidation of 2,4-dichlorophenol and 3,4-dichlorophenol by means of Fe(III)-homogeneous photocatalysis and algal toxicity assessment of the treated solutions. *Water Res.* 2011; 45(5):2038–48. <https://doi.org/10.1016/j.watres.2010.12.016> PMID: 21251692
17. Dhaka S, Kumar R, Lee S hun, Kurade MB, Jeon BH. Degradation of ethyl paraben in aqueous medium using advanced oxidation processes: Efficiency evaluation of UV-C supported oxidants. *J Clean Prod.* 2018; 180:505–13.
18. Huang Y, Liu Y, Kong M, Xu EG, Coffin S, Schlenk D, et al. Efficient degradation of cytotoxic contaminants of emerging concern by UV/H<sub>2</sub>O<sub>2</sub>. *Environ Sci Water Res Technol.* 2018; 4(9):1272–81.
19. Wu Y, Zhu X, Chen H, Dong W, Zhao J. Photodegradation of 4-tert-butylphenol in aqueous solution by UV-C, UV/H<sub>2</sub>O<sub>2</sub> and UV/S<sub>2</sub>O<sub>8</sub><sup>2-</sup>-system. *J Environ Sci Heal—Part A Toxic/Hazardous Subst Environ Eng.* 2016; 51(5):440–5.
20. Yamal-Turbay E, Jaén E, Graells M, Pérez-Moya M. Enhanced photo-fenton process for tetracycline degradation using efficient hydrogen peroxide dosage. *J Photochem Photobiol A Chem.* 2013; 267:11–6.
21. Klavarioti M, Mantzavinos D, Kassinos D. Removal of residual pharmaceuticals from aqueous systems by advanced oxidation processes. *Environ Int.* 2009; 35(2):402–17. <https://doi.org/10.1016/j.envint.2008.07.009> PMID: 18760478
22. Kavitha V, Palanivelu K. The role of ferrous ion in Fenton and photo-Fenton processes for the degradation of phenol. *Chemosphere.* 2004; 55(9):1235–43. <https://doi.org/10.1016/j.chemosphere.2003.12.022> PMID: 15081764
23. Mena E, Rey A, Beltrán FJ. TiO<sub>2</sub> photocatalytic oxidation of a mixture of emerging contaminants: A kinetic study independent of radiation absorption based on the direct-indirect model. *Chem Eng J.* 2018; 339:369–80.
24. Nasseh N, Taghavi L, Barikbin B, Nasser MA. Synthesis and characterizations of a novel FeNi<sub>3</sub>/SiO<sub>2</sub>/CuS magnetic nanocomposite for photocatalytic degradation of tetracycline in simulated wastewater. *J Clean Prod.* 2018; 179:42–54.
25. Inglezakis VJ, Amzebek A, Kuspangaliyeva B, Sabrassov Y, Balbayeva G, Yerkinova A, et al. Treatment of municipal solid waste landfill leachate by use of combined biological, physical and photochemical processes. *Desalin Water Treat.* 2018; 112:218–31.
26. Wilson F, Lee WM. Rotating biological contactors for wastewater treatment in an equatorial climate. *Water Sci Tech.* 1997; 35(8):177–84.
27. Doskaliyev D, Pouloupoulos SG, Yeshmuratov A, Aldyngurova F, Zorpas AA, Inglezakis VJ. Effects of 2-chlorophenol and 2,4,6-trichlorophenol on an activated sludge sequencing batch reactor. *Desalin Water Treat.* 2018; 133:283–91.
28. Ahmad R, Ahmad Z, Khan AU, Mastoi NR, Aslam M, Kim J. Photocatalytic systems as an advanced environmental remediation: Recent developments, limitations and new avenues for applications. *J Environ Chem Eng.* 2016; 4(4):4143–64.
29. Akpan UG, Hameed BH. Parameters affecting the photocatalytic degradation of dyes using TiO<sub>2</sub>-based photocatalysts: A review. *J Hazard Mater.* 2009; 170(2–3):520–9. <https://doi.org/10.1016/j.jhazmat.2009.05.039> PMID: 19505759
30. Rabindranathan S, Devipriya S, Yesodharan S. Photocatalytic degradation of phosphamidon on semiconductor oxides. *J Hazard Mater.* 2003; 102(2–3):217–29. PMID: 12972239

31. Dubber D, Gray NF. Replacement of chemical oxygen demand (COD) with total organic carbon (TOC) for monitoring wastewater treatment performance to minimize disposal of toxic analytical waste. *J Environ Sci Heal—Part A Toxic/Hazardous Subst Environ Eng.* 2010; 45(12):1595–600.
32. Chakrabarti S, Dutta BK. Photocatalytic degradation of model textile dyes in wastewater using ZnO as semiconductor catalyst. *J Hazard Mater.* 2004; 112(3):269–78. <https://doi.org/10.1016/j.jhazmat.2004.05.013> PMID: 15302448
33. Matthews RW. Purification of water with near-u.v. illuminated suspensions of titanium dioxide. *Water Res.* 1990; 24(5):653–60.
34. Esplugas S, Gimenez J, Contreras S, Pascual E, Rodri'guez M. Comparison of different advanced oxidation processes for phenol degradation. *Water Res.* 2002; 36(4):1034–42. PMID: 11848342
35. Kuřmirek K. The removal of chlorophenols from aqueous solutions using activated carbon adsorption integrated with H<sub>2</sub>O<sub>2</sub> oxidation. *React Kinet Mech Catal.* 2016; 119(1):19–34.
36. Deng Y. Advanced Oxidation Processes (AOPs) for reduction of organic pollutants in landfill leachate: a review. *Int J Environ Waste Manag.* 2009; 4(3/4):366.
37. Ghaly MY, Härtel G, Mayer R, Haseneder R. Photochemical oxidation of p-chlorophenol by UV/H<sub>2</sub>O<sub>2</sub> and photo-Fenton process. A comparative study. *Waste Manag.* 2001; 21(1):41–7. PMID: 11150131
38. Dixit A, Mungray AK, Chakraborty M. Photochemical oxidation of phenolic wastewaters and its kinetic study. *Desalin Water Treat.* 2012; 40(1–3):56–62.
39. Tanaka K, Hisanaga T, Harada K. Efficient photocatalytic degradation of chloral hydrate in aqueous semiconductor suspension. *J Photochem Photobiol A Chem.* 1989; 48(1):155–9.
40. Safarzadeh-Amiri A, Bolton JR, Cater SR. Ferrioxalate-mediated photodegradation of organic pollutants in contaminated water. *Water Res.* 1997; 31(4):787–98.
41. Pouloupoulos SG, Nikolaki M, Karampetsos D, Philippopoulos CJ. Photochemical treatment of 2-chlorophenol aqueous solutions using ultraviolet radiation, hydrogen peroxide and photo-Fenton reaction. *J Hazard Mater.* 2008; 153(1–2):582–7. <https://doi.org/10.1016/j.jhazmat.2007.09.002> PMID: 17931771
42. Benitez FJ, Beltran-Heredia J, Acero JL, Rubio FJ. Contribution of free radicals to chlorophenols decomposition by several advanced oxidation processes. *Chemosphere.* 2000; 41(8):1271–7. PMID: 10901258
43. Li Puma G, Yue PL. Photocatalytic oxidation of chlorophenols in single-component and multicomponent systems. *Ind Eng Chem Res.* 1999; 38(9):3238–45.
44. Bolton JR, Bircher KG, Tumas W, Tolman CA. Figures-of-merit for the technical development and application of advanced oxidation technologies for both electric- and solar-driven systems (IUPAC Technical Report). *Pure Appl Chem.* 2001; 73(4).
45. Foteinis S, Borthwick AGL, Frontistis Z, Mantzavinos D, Chatzisyneon E. Environmental sustainability of light-driven processes for wastewater treatment applications. *J Clean Prod.* 2018; 182:8–15.