

## COMMENT



<https://doi.org/10.1038/s42004-020-0288-z>

OPEN

# Organic heterojunctions for direct solar fuel generation

Reiner Sebastian Sprick<sup>1</sup>✉, Marc A. Little<sup>1</sup>✉ & Andrew I. Cooper<sup>1</sup>✉

Organic polymers have demonstrated promise as photocatalysts, but their photocatalytic efficiencies remain relatively low. Now, borrowing principles from organic photovoltaics, heterojunctions of polymer photocatalysts and small molecule acceptors have been shown to have excellent solar hydrogen production efficiencies.

There has been a surge of interest over the last decade in organic photocatalysts for solar fuel production<sup>1</sup>. Hydrogen production from water has been studied extensively: in particular, direct photochemical water splitting has been touted for its technological simplicity—no metal contacts or wiring is required—which could make it potentially scalable, if solar efficiencies can be improved. Traditionally, inorganic semiconductors have dominated the field of photocatalysis, but the discovery of carbon nitride photocatalysts in 2009 by Xinchun Wang and co-workers provoked intense interest in soft organic materials as photocatalysts<sup>2</sup>. Many carbon nitride based materials followed, as well as other organic materials with more well-defined structures, such as conjugated polymers, conjugated microporous polymers, and covalent organic frameworks. All of these materials have been reported to act as photocatalysts for hydrogen production from water in the presence of hole-scavengers<sup>1</sup>.

The key challenge for organic polymer photocatalysts is the relatively low photocatalytic efficiency compared to inorganic semiconductors. In part, this is due to the high exciton binding energies in organic materials—typically on the order of tenths of electronvolts—that result from the Coulombic attraction between the negative and positive charges that are generated after light absorption. Organic semiconductors also have comparatively poor charge-transport, which results in short exciton diffusion lengths and poor exciton separation. Hence, most charges generated in these organic solids will not reach the surface and reduce protons, particularly in the case of micron-sized particles, which results in low overall efficiencies because charges are lost due to recombination.

Another problem is that most of the organic photocatalysts investigated so far do not absorb light where the output of the Sun that reaches the Earth's surface is strongest; indeed, most materials reported only absorb visible light up to around 500 nm. While far infrared light does not have the required energy to facilitate water splitting, many photons in the red region are not used to generate hydrogen by the organic catalysts reported thus far.

<sup>1</sup>Department of Chemistry and Materials Innovation Factory, University of Liverpool, Liverpool L7 3NY, United Kingdom. ✉email: [ssprick@liverpool.ac.uk](mailto:ssprick@liverpool.ac.uk); [malittle@liverpool.ac.uk](mailto:malittle@liverpool.ac.uk); [aicooper@liverpool.ac.uk](mailto:aicooper@liverpool.ac.uk)

Recently, McCulloch and co-workers overcame these limitations by using conjugated polymer/non-fullerene acceptor heterojunction nanoparticles<sup>3</sup>. The energy off-set of the conjugated polymer (**PTB7-Th**) relative to the acceptor molecule (**EH-IDTBR**) results in exciton separation at the interface. This approach has been used extensively in organic photovoltaic devices<sup>4</sup> (Fig. 1a) and it was found to be highly effective here for photocatalytic hydrogen production. Control of the interface and mixing was found to be crucial, and core-shell nanoparticles were found to be inefficient. A transition to heterojunctions was made by controlling the polymer–acceptor interface (Fig. 1b). Much higher photocatalytic activities were observed for these heterojunction photocatalysts compared to the core-shell photocatalysts after loading with a metal co-catalyst in the presence of a sacrificial hole scavenger (Fig. 2). While the so-called external quantum efficiencies (EQE) were relatively low (2% at 400 nm to 6.2% at 700 nm) compared to state-of-the-art organic photocatalysts (e.g., 22.8% at 420 nm for covalent triazine-based frameworks<sup>5</sup>), the light absorption was extended to the range of 500–750 nm for the **PTB7-Th/EH-IDTBR** heterojunctions, thus covering a much larger proportion of the visible light spectrum, which greatly enhances the performance of these heterojunction composites. This is an important step forward in the control of function for organic photocatalysts.

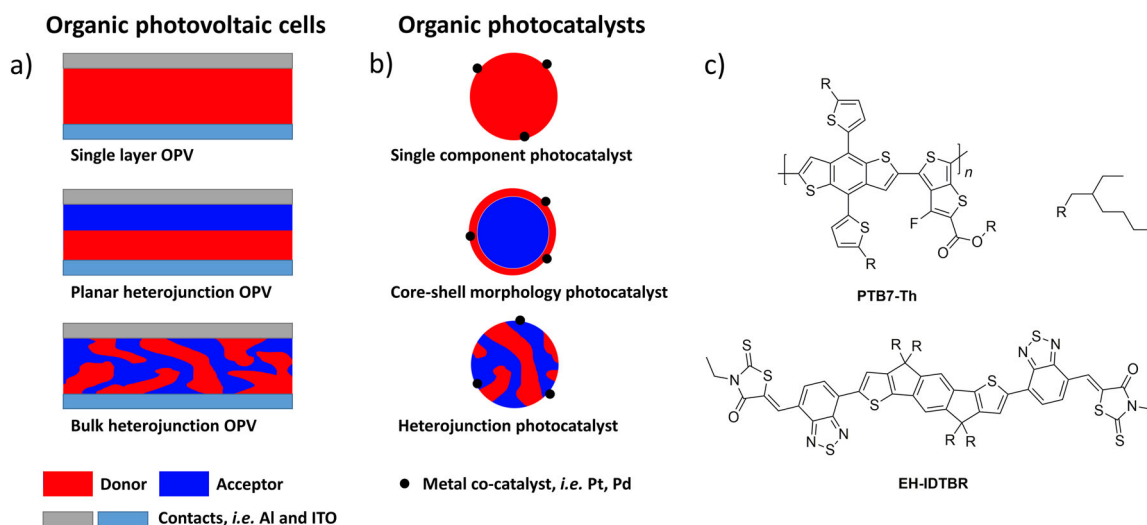
Independently, we explored a very similar approach in creating heterojunctions of conjugated polymers/non-fullerene acceptors using a semi-automated robotic screening approach that allowed us to explore a large number of donor–acceptor combinations and different ratios, including ternary systems<sup>6</sup>. As in the work of McCulloch and co-workers, we also found that this approach leads to large improvements in activity for sacrificial hydrogen production from water. Similarly, we also used nanoparticles because it increases the area of the composite that is in contact with water and hole scavenger.

The organic heterojunction approach can, in principle, be extended to a whole range of other organic materials including covalent organic frameworks (COFs) and molecular organic crystals. COFs and molecular crystals are modular materials, meaning that they can be processed into co-crystals or solid solutions to tune their structures and functions. However, it remains challenging to alter structural features in these organic

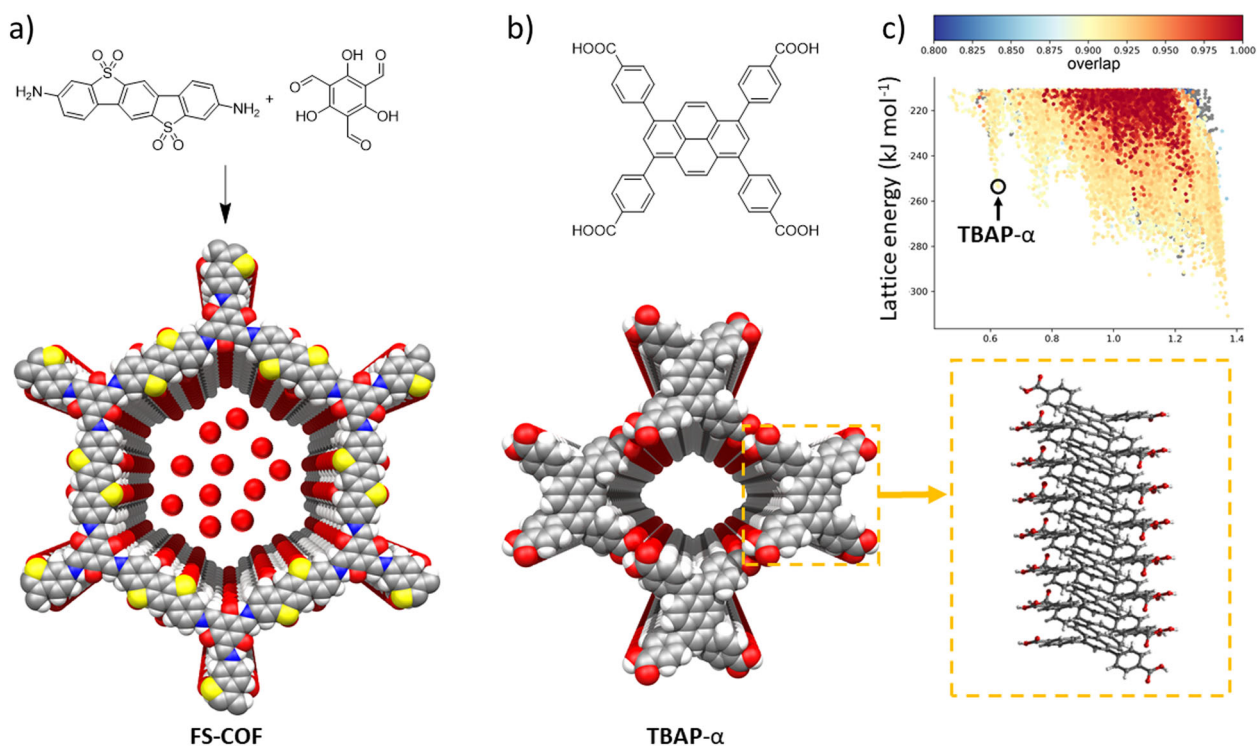
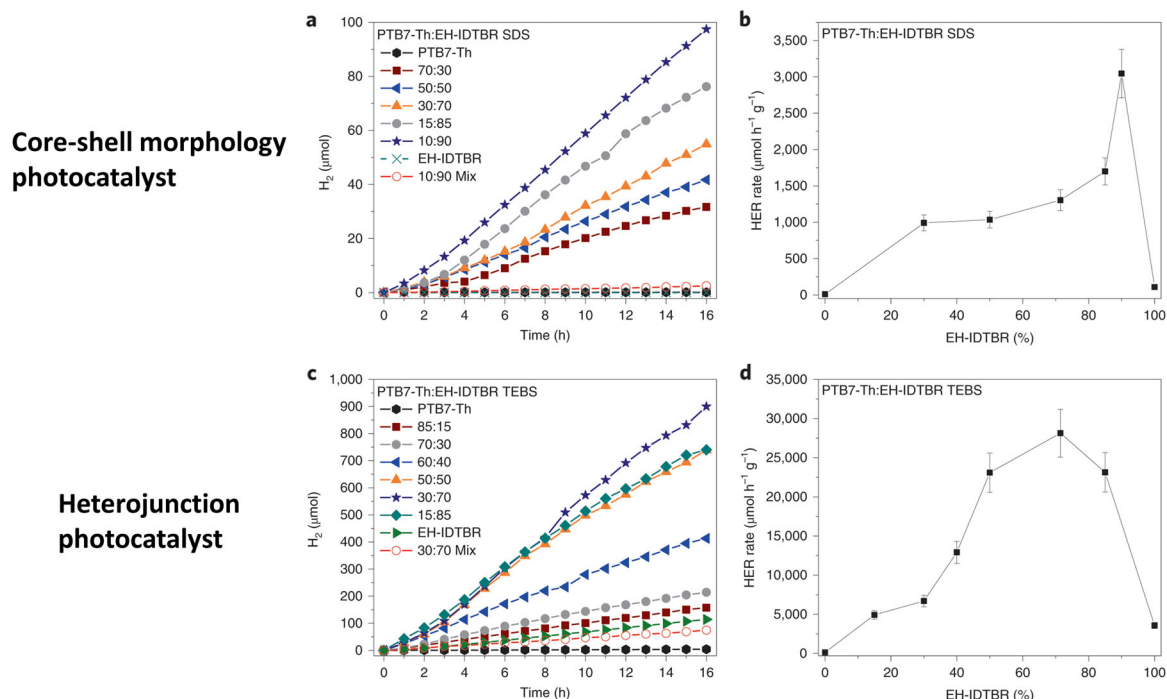
solids in a purposeful way to achieve superior function: for example, to favorably tune their light adsorption profile, charge-transport behavior, electronic conductivity, porosity, and wettability.

Recently, we have been studying the relationship between the structures of COFs and organic molecular crystals and their photocatalytic performance. Previously, we found that a porous fused sulfone-based 2D COF could be dye sensitised to improve its photocatalytic performance (**FS-COF**, Fig. 3a)<sup>7</sup>. By introducing a near-infrared absorbing dye into the pores of **FS-COF**, we increased the EQE of the COF from 0.6 to 2.2% at 600 nm. Likewise, **FS-COF** was completely inactive at 700 nm, while the COF composite had an EQE of 0.7%. The dye-sensitised COF showed a 61% enhancement in hydrogen production under visible light irradiation. The high photocatalytic rate for this material was ascribed to aligned stacking of 2D layers in **FS-COF**, but it is often difficult to control interlayer packing in COFs—also, single crystals of COFs are very rare<sup>8</sup>. By comparison, it is often straightforward to produce molecular crystals with high crystallinity, which offers exciting opportunities to deconvolute structure–property relationships at the atomistic level. For example, in a recent study, we found a molecular crystal (**TBAP- $\alpha$** , Fig. 3b) that is the first example of a hydrogen-bonded organic framework (HOF) that shows appreciable photocatalytic hydrogen evolution from water under sacrificial conditions<sup>9</sup>. **TBAP- $\alpha$**  is highly porous, but we attribute the high proton reduction rate for this material more to the aligned stacking of conjugated pyrene cores than to its porosity. We screened for the crucial  $\pi$ -stacking motif in this study using *in silico* searches (Fig. 3c). Interestingly, the EQE for **TBAP- $\alpha$**  is 4.1% at 420 nm, which is higher than some conjugated polymer catalysts, even though this material lacks extended conjugated bonding.

In principle, crystal engineering with COFs and molecular crystals can be used to control the interface of donor/acceptor components with atomistic precision. It should, therefore, be possible to create heterojunctions of crystalline materials by combining two components, as in the polymer approach reported by McCulloch and co-workers, perhaps to create controlled, near-ideal interdigitated structures that give an even higher photocatalytic performance. The future looks bright, both for polymer heterojunctions and crystalline organic photocatalysts.



**Fig. 1** Different architectures that have been used in organic photovoltaic cells<sup>4</sup>. **a** Device architectures and **b** photocatalyst structures. **c** The photocatalyst system used by McCulloch and co-workers<sup>3</sup>.



### Outlook

Organic heterojunctions have shown new potential for direct photocatalytic hydrogen production by borrowing principles

from organic photovoltaics. These ideas might also be applicable to carbon dioxide reduction and nitrogen fixation. The ability to process organic materials at low temperatures into films offers

the potential for future applications on a large scale, and also for the development of Z-schemes to facilitate overall water splitting without using scavengers.

Received: 10 March 2020; Accepted: 11 March 2020;

Published online: 27 March 2020

## References

1. Wang, Y. et al. Current understanding and challenges of solar-driven hydrogen generation using polymeric photocatalysts. *Nat. Energy* **4**, 746–760 (2019).
2. Wang, X. et al. A metal-free polymeric photocatalyst for hydrogen production from water under visible light. *Nat. Mater.* **8**, 76–80 (2009).
3. Kosco, J. et al. Enhanced photocatalytic hydrogen evolution from organic semiconductor heterojunction nanoparticles. *Nat. Mater.* <https://doi.org/10.1038/s41563-019-0591-1> (2020).
4. Brabec, C. J., Dyakonov, V., Paroso, J. & Sariciftci, N. S. *Organic Photovoltaics. Organic Photovoltaics Concepts and Realization*, vol **6**, (Springer Berlin Heidelberg, 2003).
5. Guo, L., Niu, Y., Razzaque, S., Tan, B. & Jin, S. Design of D–A1–A2 covalent triazine frameworks via copolymerization for photocatalytic hydrogen evolution. *ACS Catal.* **9**, 9438–9445 (2019).
6. Yang, H., Li, X., Sprick, R. S. & Cooper, A. I. Conjugated polymer donor-molecular acceptor nano hybrids for photocatalytic hydrogen evolution. *ChemRxiv* <https://doi.org/10.26434/chemrxiv.11418375.v2> (2019).
7. Wang, X. et al. Sulfone-containing covalent organic frameworks for photocatalytic hydrogen evolution from water. *Nat. Chem.* **10**, 1180–1189 (2018).
8. Beaudoin, D., Maris, T. & Wuest, J. D. Constructing monocrystalline covalent organic networks by polymerization. *Nat. Chem.* **5**, 830–834 (2013).
9. Aitchison, C. M. et al. Photocatalytic proton reduction by a computationally identified, molecular hydrogen-bonded framework. *J. Mater. Chem. A* <https://doi.org/10.1039/d0ta00219d>.

## Acknowledgements

We thank the Engineering and Physical Sciences Research Council (EPSRC) for financial support under Grant EP/N004884/1.

## Author contributions

R.S.S., M.A.L., and A.I.C. all contributed to the writing and preparation of this manuscript.

## Competing interests

The authors declare no competing interests.

## Additional information

**Correspondence** and requests for materials should be addressed to R.S.S., M.A.L. or A.I.C.

**Reprints and permission information** is available at <http://www.nature.com/reprints>

**Publisher's note** Springer Nature remains neutral with regard to jurisdictional claims in published maps and institutional affiliations.



**Open Access** This article is licensed under a Creative Commons Attribution 4.0 International License, which permits use, sharing, adaptation, distribution and reproduction in any medium or format, as long as you give appropriate credit to the original author(s) and the source, provide a link to the Creative Commons license, and indicate if changes were made. The images or other third party material in this article are included in the article's Creative Commons license, unless indicated otherwise in a credit line to the material. If material is not included in the article's Creative Commons license and your intended use is not permitted by statutory regulation or exceeds the permitted use, you will need to obtain permission directly from the copyright holder. To view a copy of this license, visit <http://creativecommons.org/licenses/by/4.0/>.

© The Author(s) 2020