

Palladium-Catalyzed Synthesis of Aryl Amides *via* Silanoate Mediated Hydrolysis of Nitriles.

Christopher G. McPherson,^a Keith Livingstone,^a Craig Jamieson^{a*} and Iain Simpson^b

(a) Department of Pure and Applied Chemistry, University of Strathclyde, 295 Cathedral Street, Glasgow, G1 1XL, UK

(b) AstraZeneca, Oncology Innovative Medicines, Darwin Building, Unit 310 Cambridge Science Park, Milton Road, Cambridge, CB4 0WE, UK.

Fax: +44 141 548 5743

E-mail: craig.jamieson@strath.ac.uk

Received:

Dedicated to Professor Steven V. Ley on the occasion of his 70th birthday

Abstract: A procedure for the formation of aryl amides through the palladium-catalyzed coupling of nitriles and aryl bromides, *via* the formation of intermediary silanoate derived imidate species is reported. Optimization and exemplification of the process is described, furnishing products in up to 86% isolated yield.

Key words: Amidation, palladium, catalysis, nitriles, hydrolysis.

The amide functional group is pervasive within nature and medicinal chemistry, being commonly encountered in peptide bonds in proteins and small molecules drugs, respectively.^{1,2} Within medicinal chemistry, the formation of amide bonds is one of the most frequently performed reactions, and as such, mild conditions enabling the efficient synthesis of amides are of great importance in this setting.³ Accordingly, a wide variety of methods and reagents have been reported, however these can have considerable drawbacks limiting their effective use, particularly with regard to atom economy and sustainability.⁴⁻⁶ Having stated this, in recent years methods have been developed allowing amide condensations to be performed catalytically⁷⁻¹² as an alternative to the more traditional stoichiometric approaches.

In relation to this important objective, and continuing a program focused on catalytic methods of amide bond formation,¹³ we were interested in developing a catalytic approach to form aryl amides from nitrile starting materials. The aryl amide motif is an abundant pharmacophoric feature in many drug molecules, and some representative examples are shown in Figure 1. Based on this, catalytic methods of preparing such substrates is clearly a worthwhile means of enabling access to this highly important class of compound.

Examination of the literature indicated that nitrile derivatives could be competently converted into the corresponding primary amide product, *via* an intermediate salt (**1**, Scheme 1) through reaction with potassium trimethylsilanolate.¹⁴ By analogy with the Pd-catalyzed synthesis of aniline derivatives with LiHMDS,¹⁵ we reasoned that reagents of this type could participate in a Buchwald-Hartwig coupling reaction with aryl bromides to furnish aryl amide derivatives upon hydrolytic workup (Scheme 1).

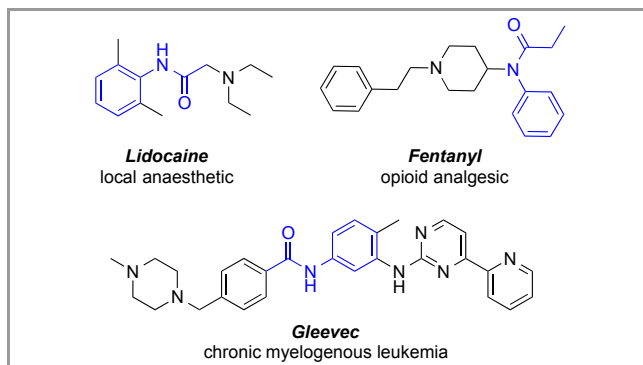
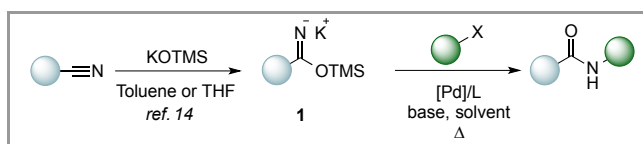


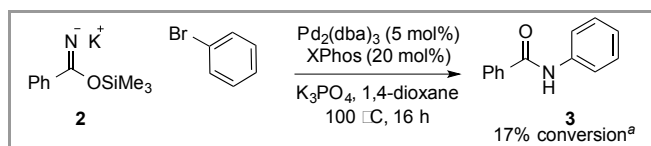
Figure 1 Examples of pharmaceutical products containing an aryl amide motif.

The proposed reaction would then formally represent an Umpolung approach to amide bond formation, and would be complimentary to, for example, copper-mediated arylation of primary and secondary amide derivatives.¹⁶ In this publication, we wish to report our efforts at enabling this useful transformation and provide details of its scope and limitations, as well as showcasing its utility in the preparation of bioactive compounds.



Scheme 1

Our survey commenced by selecting a range of bases, ligands and solvents to screen conditions in a model reaction, building on established precedent for the coupling of aryl bromides.^{17,18} Conditions in the absence of base were also assessed to examine whether the negative charge residing on the nitrogen of the intermediate was sufficient to allow the reaction to proceed, based on precedence established with LiHMDS.¹⁵ The palladium(0) catalyst Pd₂(dba)₃ was selected for use in all screening reactions, so as to avoid the necessary reduction of Pd(II) catalysts, at an initial loading of 5 mol%. From this study, it was determined that the palladium catalyzed conversion of the benzonitrile adduct **2** to anilide **3** could be achieved as shown in Scheme 2, providing proof of principle that imidate species such as **2** were capable of undergoing Buchwald-Hartwig arylation.

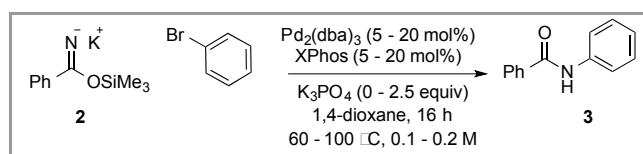


Having established the feasibility of achieving this transformation, albeit in relatively low conversion, we next sought to optimize the process in order to render this approach to forming amide bonds an attractive alternative to existing stoichiometric methods. We had previously used the statistical technique of Design of Experiments (DoE)^{19,20} as an expedient means of optimizing amide bond forming processes, therefore, this approach was applied in the current study. Accordingly, a half-fractional, two-level factorial design was utilized, examining the following variables: equivalents of base (0 – 2.5 eq.); catalyst loading (0 – 20 mol%); ligand loading (0 – 20 mol%); concentration (0.1 M – 0.2 M); and, temperature (60 – 100 °C) (Table 1). Two center point reactions were also performed to allow estimation of error and variability associated with the process. (Table 1, Entries 1 and 2).

Initial inspection of the data generated in Table 1 indicated that the optimum conditions for the formation of **3** via a Buchwald-Hartwig approach was through the use of XPhos and Pd₂(dba)₃ both at a loading of 20 mol%, without the requirement for exogenous base, and at a concentration of 0.1 M, affording **3** in 59% conversion (Table 1, Entry 9). Closer examination of the data through the use of a response surface²⁰ (Figure 1) implied that the most important factors affecting the conversion were both catalyst and ligand loading. The other parameters studied in the experimental design were not found to influence the conversion over the ranges studied. Pleasingly, the isolated yield using the optimum conditions was determined to be 77% (Table 2, entry 1). We believe that the discrepancy between the solution conversion calculated and isolated yield obtained can be attributed to the somewhat limited solubility of the product in the reaction milieu.

With optimal conditions for the palladium mediated arylation of the imidate derivative **2** in hand, the next phase of our study focused on establishing the scope and limitations of this nascent process (Table 2).²¹ The requisite imidate derivatives were in each case prepared according to the procedure previously intimated by Merchant,¹⁴ which were used directly without purification in the Buchwald-Hartwig step.

Table 1 Design of Experiments based optimization.



| | Eq. Base | Catalyst (mol%) | Ligand (mol%) | Conc. (M) | Temp. (°C) | Conv. ^a (%) |
|----|----------|-----------------|---------------|-----------|------------|------------------------|
| 1 | 1.25 | 12.5 | 12.5 | 0.15 | 80 | 28 |
| 2 | 1.25 | 12.5 | 12.5 | 0.15 | 80 | 25 |
| 3 | 0 | 5 | 20 | 0.20 | 100 | 14 |
| 4 | 2.5 | 20 | 5 | 0.20 | 60 | 2 |
| 5 | 0 | 20 | 5 | 0.10 | 60 | 3 |
| 6 | 0 | 20 | 5 | 0.20 | 100 | 16 |
| 7 | 0 | 5 | 20 | 0.10 | 60 | 0 |
| 8 | 2.5 | 20 | 20 | 0.20 | 100 | 51 |
| 9 | 0 | 20 | 20 | 0.10 | 100 | 59 |
| 10 | 2.5 | 5 | 5 | 0.10 | 60 | 0 |
| 11 | 2.5 | 20 | 5 | 0.10 | 100 | 11 |
| 12 | 2.5 | 5 | 5 | 0.20 | 100 | 1 |
| 13 | 2.5 | 20 | 20 | 0.10 | 60 | 24 |
| 14 | 0 | 20 | 20 | 0.20 | 60 | 20 |
| 15 | 2.5 | 5 | 20 | 0.10 | 100 | 7 |
| 16 | 0 | 5 | 5 | 0.20 | 60 | 0 |
| 17 | 2.5 | 5 | 20 | 0.20 | 60 | 1 |
| 18 | 0 | 5 | 20 | 0.10 | 100 | 1 |

^a Conversion determined by HPLC using an internal standard. See supporting information.

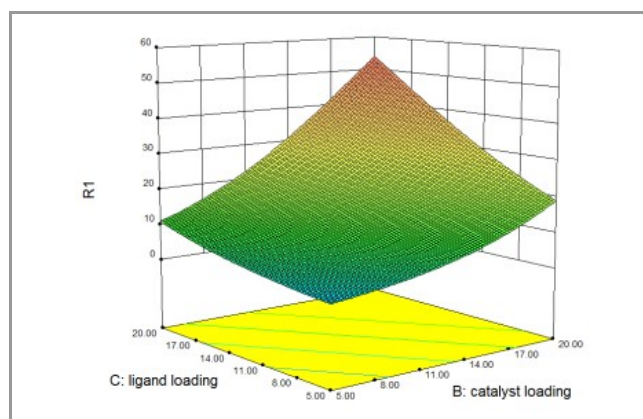


Figure 2 Response surface for the half-fractional design.

Focusing on a benzonitrile derived imidate as the nucleophilic coupling partner, a range of aryl bromides were examined (entries 1 – 9). As discussed previously, bromobenzene provided the anilide product in excellent yield (entry 1). Using either a more electron withdrawing (entries 2 and 3) or electron donating substituent (entry 4) results in higher or lower yields of the amide product, respectively. The relatively lower yields observed with an electron donating substituent is in keeping with the reduced propensity towards oxidative addition, and perhaps indicates a potential limitation associated with the methodology. Having stated this, the current approach still retains the advantage of being catalytic

in nature and offers efficient access to electron deficient aryl amides which frequently require more forcing conditions (e.g. use of acid chlorides) for their preparation. This observation is borne out in the synthesis of the highly electron deficient anilide **7**, which would again require more aggressive reagents such as acid chlorides to enable its preparation from the corresponding aniline.

Subjecting 4-bromobenzyl alcohol to our conditions furnished the corresponding anilide containing an aldehyde moiety. The palladium(0) mediated oxidation of the primary benzylic alcohols is a known process,²² which accounts for the fact that the aldehyde product was isolated in this instance.

Turning our attention to heterocyclic aryl bromide derivatives, pyridyl systems proved to be competent substrates, furnishing the associated benzamide systems in good to excellent yields (entries 7 and 8). By contrast, however, π -excessive heterocycles were not compatible with this newly developed reaction manifold (entry 9).

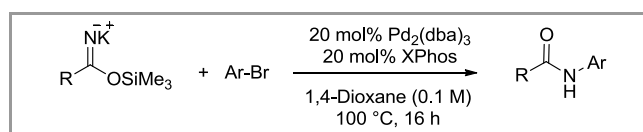
We next examined alternative nitrile-based starting materials in order to further delineate this aspect of the process. Heterocyclic-derived silanoate adducts such as pyridyl and furoyl based systems were effective (entries 10 – 12) as well as a range of alkyl-derived species (entries 13 – 18).

The initial trends of reactivity noted above were again observed in this phase of the study in that electron deficient aryl halide coupling partners generally performed better than neutral species, which in turn were superior to more electron rich systems. Of particular note is that we were able to prepare the anti-androgen agent Flutamide²³ (**20**, entry 18), which is used for treatment of prostate cancer, in excellent yield using the process developed here.

We also explored a one-pot process for the preparation of **3** which obviates the need to isolate the silanoate adduct **2**. Starting from benzonitrile, hydrolysis to the silanoate adduct in toluene at reflux followed by addition of bromobenzene and Pd₂(dba)₃/XPhos (20 mol%) furnished the benzamide **3** in 67% isolated yield, which compares favorably to the original hyphenated process.

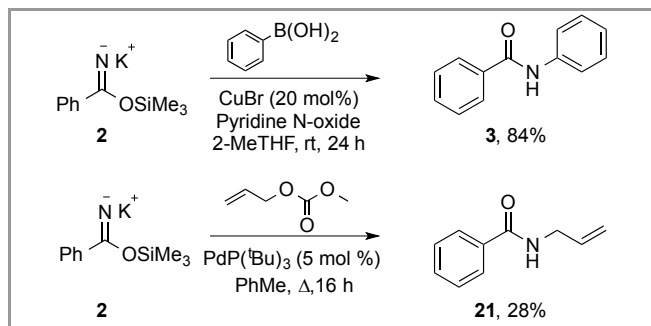
Lastly, we sought to determine the applicability of silanoate adducts of the type **1** in other metal mediated coupling processes. In recent years, the Chan-Evans-Lam arylation has emerged as a versatile means of preparing aryl amine derivatives from the corresponding aniline and boronic acid coupling partners.²⁴ Based on this, we explored the reaction of **2** with phenylboronic acid in the presence of a copper catalyst to produce the model benzamide derivative **3** (Scheme 3).

Table 2 Investigation of substrate scope.



| Entry | R | ArBr | Product | Yield (%) |
|-------|-------------------|---|---|-----------|
| | | | | |
| 1 | Ph | R' = H | 3 R = H | 77 |
| 2 | Ph | R' = 2-NO ₂ | 4 R = 2-NO ₂ | 86 |
| 3 | Ph | R' = 4-NO ₂ | 5 R = 4-NO ₂ | 72 |
| 4 | Ph | R' = 4-OMe | 6 R = 4-OMe | 36 |
| 5 | Ph | R' = 4-NO ₂ , 3-CF ₃ | 7 R = 4-NO ₂ , 3-CF ₃ | 72 |
| 6 | Ph | 4-CH ₂ OH | 8 R = 4-CHO | 56 |
| 7 | Ph | | 9 | 57 |
| 8 | Ph | | 10 | 81 |
| 9 | Ph | | 11 | 0 |
| 10 | 3-pyridyl | | 12 | 37 |
| 11 | 3-pyridyl | | 13 | 75 |
| 12 | 2-furoyl | | 14 | 46 |
| 13 | PhCH ₂ | | 15 | 60 |
| 14 | <i>i</i> -Pr | | 16 | 77 |
| 15 | <i>i</i> -Pr | | 17 | 66 |
| 16 | <i>i</i> -Pr | | 18 | 43 |
| 17 | Et | | 19 | 67 |
| 18 | <i>i</i> -Pr | | 20 | 86 |

Pleasingly, this resulted in an excellent isolated yield of the target benzamide, highlighting the utility of species such as **1** in related catalytic processes. Additionally, we also explored the applicability of adducts of the type **1** in the Tsuji-Trost allylation²⁵ (Scheme 3). Reaction of **2** with methyl allylcarbonate in the presence of a palladium catalyst enabled the isolation of the target allylic amide **21** in a 28% yield (unoptimized).



Scheme 3 Alternative metal-catalyzed cross couplings examined.

In summary, we have demonstrated the development of a Pd-catalyzed cross coupling of nitrile derivatives with aryl bromides through the intermediacy of silanoate adducts, enabling the formation of a range of aryl amide derivatives. The methodology has been applied to the synthesis of pharmaceutically relevant compounds such as Flutamide (**20**) as well as showing utility in other metal catalyzed reaction manifolds. Optimization and exemplification of these additional processes will be reported in due course.

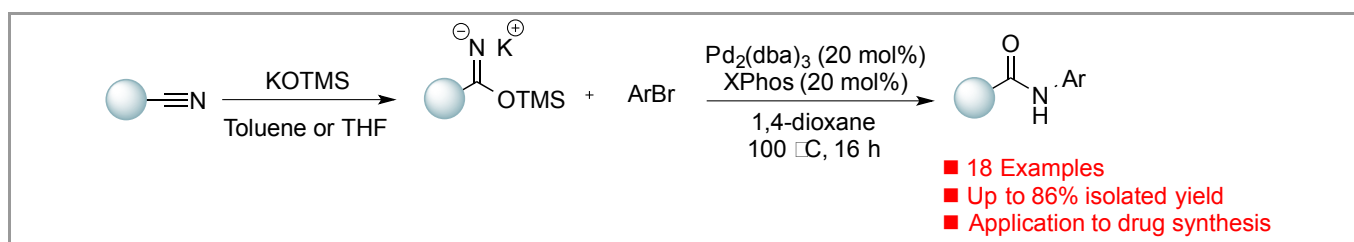
Supporting Information for this article is available online at <http://www.thieme-connect.com/products/ejournals/journal/10.1055/s-00000083>.

Acknowledgments

We thank the University of Strathclyde and AstraZeneca for support of this work. We are also indebted to Dr Paul Davey (AstraZeneca, Cambridge) for generation of HRMS data on the compounds generated.

References

- (1) Sewald, N.; Jakubke, H. D. *Peptides: Chemistry and Biology*, 2nd edition, Wiley-VCH, 2009;
- (2) Biraman, V. R.; Bode, J. W. *Nature* **2011**, *480*, 471.
- (3) Roughley, S. D.; Jordan, A. M. *J. Med. Chem.* **2011**, *54*, 3451.
- (4) El-Faham, A.; Albericio, F. *Chem. Rev.* **2011**, *111*, 6557.
- (5) Valeur, E.; Bradley, M. *Chem. Soc. Rev.* **2009**, *38*, 606.
- (6) Montalbetti, C. A. G. N.; Falque, V. *Tetrahedron* **2005**, *61*, 10827.
- (7) For a review, see: Lanigan, R. M. and Sheppard, T. D. *Eur. J. Org. Chem.*, **2013**, 7453
- (8) Arnold, K.; Batsanov, A. S.; Davies, B.; Whiting, A. *Green Chem.* **2008**, *10*, 124.
- (9) Allen, C. L.; Chhatwal, A. R.; Williams, J. M. J. *Chem. Commun.* **2012**, *48*, 666.
- (10) Gernigon, N.; Al-Zoubi, R. M.; Hall, D. G. *J. Org. Chem.* **2012**, *77*, 8386.
- (11) Ohshima, T.; Hayashi, Y.; Agura, K.; Fujii, Y.; Yoshiyama, A.; Mashima, K. *Chem. Commun.* **2012**, *48*, 5434.
- (12) Lenstra, D. C.; Rutjes, F. P. T. J.; Mecinovic, J. *Chem. Commun.* **2014**, *50*, 5763.
- (13) (a) Caldwell, N.; Jamieson, C.; Simpson, I.; Tuttle, T. *Org. Lett.* **2013**, *15*, 2506; (b) Caldwell, N.; Jamieson, C.; Simpson, I.; Watson, A. J. B. *ACS Sustain. Chem. Eng.* **2013**, *1*, 1339; (c) Caldwell, N.; Campbell, P. S.; Jamieson, C.; Potjewyd, F.; Simpson, I.; Watson, A. J. B. *J. Org. Chem.* **2014**, *79*, 9347; (d) Caldwell, N.; Jamieson, C.; Simpson, I.; Watson, A. J. B. *Chem. Commun.* **2015**, *51*, 9495.
- (14) Merchant, K. J. *Tetrahedron Lett.* **2000**, *41*, 3747.
- (15) Huang, X.; Buchwald, S. L. *Org. Lett.* **2001**, *3*, 3417.
- (16) Klapars, A.; Huang, X.; Buchwald, S. L. *J. Am. Chem. Soc.* **2002**, *124*, 7421.
- (17) Surry, D. S.; Buchwald, S. L.; *Chem. Sci.* **2011**, *2*, 27.
- (18) Full details are reported in the Supporting Information.
- (19) Carlson, R.; Carlson, J. E. *Design and Optimization in Organic Synthesis*; 2nd ed.; Elsevier: Amsterdam, 2005.
- (20) Stat-Ease Design Expert v8 <http://www.statease.com/>
- (21) **Representative Procedure: Compound 10 N-(6-nitropyridin-3-yl)benzamide.** To an oven dried Radley's reaction tube containing potassium phenyl((trimethylsilyloxy)methylene)amide **2** (200 mg, 0.86 mmol, 1 equiv.) was added 20 mol% Pd₂(dba)₃ (158.2 mg, 0.16 mmol, 0.2 equiv.) and 20 mol% XPhos (82.3 mg, 0.16 mmol, 0.2 equiv.). The reaction tube was then purged and 1,4-Dioxane (8.6 mL) added. The reaction mixture was then heated at 100 °C for 10 min. 5-bromo-2-nitropyridine (140 mg, 0.69 mmol, 0.8 equiv.) was then added and the reaction tube purged. The reaction mixture was then heated at 100 °C for 16 hours. The reaction mixture was taken up in EtOAc (30 mL) and washed with brine (3 x 30 mL). The organics were extracted, dried and then concentrated to a residue which was purified by flash column chromatography (30% EtOAc/Petroleum ether (40-60 °C)) to afford the title compound as an orange/brown solid (135.4 mg, 81%). ν_{\max} (neat): 3319, 1683, 1612, 1519, 1495, 1346, 703, 770 cm⁻¹; ¹H NMR (500 MHz, DMSO): δ 11.02 (s, 1H), 9.00 (d, 1H, *J* = 2.5 Hz), 8.62 (dd, 1H, *J* = 8.9, 2.5 Hz), 8.40 (d, 1H, *J* = 8.9 Hz), 8.02 - 8.01 (m, 2H), 7.66 (t, 1H, *J* = 7.4 Hz), 7.59 (t, 2H, *J* = 7.6 Hz); ¹³C NMR (126 MHz, DMSO): δ 166.4, 151.3, 141.3, 139.6, 133.7, 132.5, 129.1, 128.6, 128.0, 119.3; HRMS (C₁₂H₁₀N₃O₃) [M+H⁺] requires 244.0717, found [M+H⁺] 244.0714
- (22) Tamararu, Y.; Yamada, Y.; Inoue, K.; Yamamoto, Y.; Yoshida, Z. *J. Org. Chem.* **1983**, *48*, 1286.
- (23) Baker, J. W.; Bachman, G. L.; Schumacher, I.; Roman, D. P.; Sharp, A. L. *J. Med. Chem.* **1967**, *10*, 93.
- (24) Chan D. M. T.; Monaco, K. L.; Wang, R.P.; Winters, M. P. *Tetrahedron Lett.* **1998**, *39*, 2933; (b) Evans, D. A.; Katz, J. L.; West, T. R. *Tetrahedron Lett.* **1998**, *39*, 2937. (c) Lam, P. Y. S.; Clark, C. G.; Saubern, S.; Adams, J.; Winters, M. P.; Chan, D. T., Combs, A. *Tetrahedron Lett.* **1998**, *39*, 2941.
- (25) (a) Tsuji, J.; Takahashi, H.; Morikawa, M. *Tetrahedron Lett.* **1965**, *6*, 4387. (b) Trost, B. M.; VanVranken, D. L. *Chem. Rev.* **1996**, *96*, 395. (c) Tsuji, J.; Minami, I. *Acc. Chem. Res.* **1987**, *20*, 140.

Pd-Mediated Conversion of Nitriles to Aryl Amides**Graphical Abstract**