

# A kinetic model of the Boltzmann equation for non-vibrating polyatomic gases

Lei Wu<sup>1</sup>, Craig White<sup>1</sup>, Thomas J. Scanlon<sup>1</sup>, Jason M. Reese<sup>2</sup> and Yonghao Zhang<sup>1,†</sup>

<sup>1</sup>James Weir Fluids Laboratory, Department of Mechanical and Aerospace Engineering, University of Strathclyde, Glasgow G1 1XJ, UK

<sup>2</sup>School of Engineering, University of Edinburgh, Edinburgh EH9 3JL, UK

(Received 6 April 2014; revised 21 September 2014; accepted 27 October 2014; first published online 9 December 2014)

A kinetic model of the Boltzmann equation for non-vibrating polyatomic gases is proposed, based on the Rykov model for diatomic gases. We adopt two velocity distribution functions (VDFs) to describe the system state; inelastic collisions are the same as in the Rykov model, but elastic collisions are modelled by the Boltzmann collision operator (BCO) for monatomic gases, so that the overall kinetic model equation reduces to the Boltzmann equation for monatomic gases in the limit of no translational–rotational energy exchange. The free parameters in the model are determined by comparing the transport coefficients, obtained by a Chapman–Enskog expansion, to values from experiment and kinetic theory. The kinetic model equations are solved numerically using the fast spectral method for elastic collision operators and the discrete velocity method for inelastic ones. The numerical results for normal shock waves and planar Fourier/Couette flows are in good agreement with both conventional direct simulation Monte Carlo (DSMC) results and experimental data. Poiseuille and thermal creep flows of polyatomic gases between two parallel plates are also investigated. Finally, we find that the spectra of both spontaneous and coherent Rayleigh–Brillouin scattering (RBS) compare well with DSMC results, and the computational speed of our model is approximately 300 times faster. Compared to the Rykov model, our model greatly improves prediction accuracy, and reveals the significant influence of molecular models. For coherent RBS, we find that the Rykov model could overpredict the bulk viscosity by a factor of two.

**Key words:** computational methods, kinetic theory, rarefied gas flow

## 1. Introduction

The Boltzmann equation is the fundamental equation describing the collective motion of gas molecules from the continuum–fluid to the free-molecular flow regimes (Chapman & Cowling 1970; Cercignani 1990). It underpins a broad range of research areas from aerodynamics to microfluidics. While at small Knudsen numbers (i.e. when

† Email address for correspondence: [yonghao.zhang@strath.ac.uk](mailto:yonghao.zhang@strath.ac.uk)

the molecular mean free path is much smaller than the characteristic flow length) macroscopic equations, such as the Navier–Stokes, Burnett, and Grad equations, can be used in some instances (Galkin & Rusakov 2005; Greenshields & Reese 2007; Garcia-Colin, Velasco & Uribe 2008; Gu & Emerson 2009; Rana, Torrilhon & Struchtrup 2013; Rahimi & Struchtrup 2014), in the transition and free-molecular regimes the Boltzmann equation itself should be solved. However, its intricate collision operator makes a solution difficult to obtain by deterministic numerical methods. For monatomic gases, the computational cost of the Boltzmann collision operator (BCO) is usually of the order of  $N_v^7$ , although this can be reduced to  $O(M^2 N_v^3 \log N_v)$  using the fast spectral method for some special collision kernels (Mouhot & Pareschi 2006; Wu *et al.* 2013; Wu, Reese & Zhang 2014), where  $M^2$  and  $N_v$  are the number of discrete solid angles and velocity grid points in each velocity direction, respectively.

The problem becomes even more serious if the internal degrees of freedom (such as rotation and vibration) of a polyatomic gas are considered in the framework of the Wang–Chang–Uhlenbeck (WCU) equation (Wang–Chang & Uhlenbeck 1951). Buet (1997) proposed conservative and entropy schemes for the polyatomic collision operator; however these have never been used because of their prohibitive computational cost. Tcheremissine & Agarwal (2008) solved the WCU equation for normal shock waves in nitrogen, and found that the computational cost is larger by about two orders of magnitude than for a monatomic gas. Recently, a spectral-Lagrangian method with computational memory and cost of the order of  $N_e^4 N_v^6$  has been proposed (Munafò *et al.* 2014), where  $N_e$  is the number of discrete internal energy levels; for  $N_e = 5$  and  $N_v = 16$ , the memory needed is approximately 88 GB, while the time needed for calculating the collision operators once is approximately 3 s using 12 compute threads, which restricts its suitability when applied to real problems.

The direct simulation Monte Carlo (DSMC) method proposed by Bird (1994), using the Larsen–Borgnakke collision rule (Borgnakke & Larsen 1975) for the translational–internal energy exchange, is a good alternative because of its linear computational cost with the number of simulated particles and far smaller memory requirements. It is efficient for hypersonic flows, but becomes time-consuming for microflow simulations when the flow velocity is well below the speed of sound (Hadjiconstantinou *et al.* 2003).

These concerns have stimulated researchers to develop kinetic models with simplified collision operators for polyatomic gases (Morse 1964; Holway 1966; Rykov 1975; Andries *et al.* 2000; Fernandes & Marques 2007). In these models, the gain part of the BCO is modelled by the Gauss, ellipsoidal Gauss, and Gauss–Hermite polynomials, while the loss part describes the exponential decay of the distribution function with a rate independent of molecular velocity. Recently, Gorji and co-workers have also proposed a model replacing the BCO by the Fokker–Planck collision operator (Gorji, Torrilhon & Jenny 2011; Gorji & Jenny 2013), which models the drift and diffusion in velocity space. Although this model is faster than the DSMC method near the continuum–fluid regime, for microflow simulations it suffers the same slowness as the DSMC method because of its particulate nature.

A common drawback of all these kinetic models for polyatomic gases is that they do not reduce to the Boltzmann equation for monatomic gases when translational–internal energy exchange is absent. Also, they cannot capture the differences in flow properties for different molecular models even in isothermal flows. For instance, for monatomic gases, the Shakhov kinetic model (Shakhov 1968) predicts the same mass flow rate for linearized Poiseuille flow with various viscosity

indices, while the Boltzmann equation shows different mass flow rates for different molecular models (viscosity indices) (Sharipov & Bertoldo 2009; Wu *et al.* 2014).

In this paper, we present a new kinetic model for non-vibrating polyatomic gases, in which elastic collisions are modelled by the BCO for a monatomic gas, while inelastic collisions are the same as those in the Rykov model (Rykov 1975). Our model exactly recovers the Jeans' relaxation equation for the translational–rotational energy exchange, and it reduces to the Boltzmann equation for monatomic gases when translational–rotational energy exchange is absent. Importantly, it can capture the influence of different molecular models on the flow properties, and the computational efficiency is nearly the same as that of the Boltzmann equation for monatomic gases.

This paper is organized as follows. In §2, the Rykov kinetic model of the Boltzmann equation for non-vibrating diatomic gases is introduced, and then extended to polyatomic gases. A new kinetic model for non-vibrating polyatomic gases, which recovers the elastic velocity-dependent collision frequency, is then proposed. In §3, the kinetic model equations are solved by the fast spectral method and the discrete velocity method. Numerical results for normal shock waves and planar Fourier/Couette flows are compared with DSMC results and experimental data. In §4, the mass and heat flow rates in Poiseuille and thermal creep flows of polyatomic gases are calculated. In §5, the spectra of both spontaneous and coherent Rayleigh–Brillouin scattering (RBS) in polyatomic gases are obtained, and the influence of the molecular model is analysed. We conclude in §6.

## 2. Kinetic modelling of polyatomic gases

We consider polyatomic gases in which the vibrational degrees of freedom are not excited and the rotational degrees of freedom can be treated classically; for nitrogen, this corresponds to a temperature range of 100–600 K (Nyeland & Billing 1988). In this case, the gas molecule has three translational degrees of freedom and  $d$  rotational degrees of freedom, where  $d = 2$  and  $3$  for diatomic and nonlinear polyatomic gases, respectively. For the rotational degrees of freedom, only the rotational energy is relevant (Kuščer 1991). Therefore, the system state can be described by the distribution function  $f(t, \mathbf{x}, \mathbf{v}, I)$ , where  $t$  is the time,  $\mathbf{x} = (x_1, x_2, x_3)$  is the spatial coordinate,  $\mathbf{v} = (v_1, v_2, v_3)$  is the molecular translational velocity, and  $I^{2/d}$  is the rotational energy with  $I \geq 0$ . Macroscopic quantities, such as the molecular number density  $n(t, \mathbf{x})$ , the bulk velocity  $\mathbf{U}(t, \mathbf{x})$ , the pressure tensor  $P_{ij}(t, \mathbf{x})$ , the translational temperature  $T_t(t, \mathbf{x})$ , the rotational temperature  $T_r(t, \mathbf{x})$ , and the heat fluxes  $\mathbf{q}_t(t, \mathbf{x})$  and  $\mathbf{q}_r(t, \mathbf{x})$  produced by the transfer of translational and rotational energies, are defined as:

$$n = \int f d\mathbf{v} dI, \quad \mathbf{U} = \frac{1}{n} \int f \mathbf{v} d\mathbf{v} dI, \quad P_{ij} = \int f m c_i c_j d\mathbf{v} dI, \quad \frac{3}{2} k T_t = \frac{1}{n} \int f \frac{m c^2}{2} d\mathbf{v} dI, \quad (2.1a-d)$$

$$\frac{d}{2} k T_r = \frac{1}{n} \int f I^{2/d} d\mathbf{v} dI, \quad \mathbf{q}_t = \int f \frac{m c^2}{2} \mathbf{c} d\mathbf{v} dI, \quad \mathbf{q}_r = \int f I^{2/d} \mathbf{c} d\mathbf{v} dI, \quad (2.2a-c)$$

where  $k$  is the Boltzmann constant,  $m$  is the molecular mass, and  $\mathbf{c} = \mathbf{v} - \mathbf{U}$  is the peculiar velocity. The equilibrium temperature is  $T = (3T_t + dT_r)/(d+3)$  and the total heat flux is  $\mathbf{q} = \mathbf{q}_t + \mathbf{q}_r$ . We also define the pressures  $p_t = nkT_t$ ,  $p_r = nkT_r$ , and  $p = nkT$  in terms of the translational, rotational, and total degrees of freedom, respectively.

The evolution of the polyatomic gas distribution function is governed by the WCU equation. The additional rotational degrees of freedom make the WCU equation much more complicated than the Boltzmann equation for monatomic gases. Kinetic model equations are therefore needed to simplify the complicated BCO. In the following, we first introduce the Rykov kinetic model (Rykov 1975) for diatomic gases because it can predict density profiles in normal shock waves (Larina & Rykov 2010; Liu *et al.* 2014). We then extend the Rykov model to model polyatomic gases. Finally, we propose a kinetic model with modified elastic collision operators, in order to improve the accuracy of rarefied gas flow simulations.

### 2.1. The Rykov kinetic model and its extension

Like most kinetic models for polyatomic gases (Morse 1964; Holway 1966), elastic and inelastic collisions are treated separately in the Rykov model (Rykov 1975). The original Rykov model was for non-vibrating diatomic gases, but the method of construction can be extended straightforwardly to nonlinear polyatomic gases. In the absence of an external force, the evolution of the distribution function is described by the following equation:

$$\frac{\partial f}{\partial t} + \mathbf{v} \cdot \frac{\partial f}{\partial \mathbf{x}} = \underbrace{\frac{g_t - f}{\tau}}_{\text{elastic}} + \underbrace{\frac{g_r - g_t}{Z\tau}}_{\text{inelastic}}, \quad (2.3)$$

where the terms on the right describe elastic and inelastic collisions. The elastic collision conserves the translational energy, while the inelastic collision exchanges the translational and rotational energies. The relaxation time  $\tau$  and the parameter  $Z$  are independent of the molecular velocity. The reference distribution functions  $g_t$  and  $g_r$  characterize the energy distributions of the particles that have undergone elastic and inelastic collisions, and are given by

$$\left. \begin{aligned} g_t &= n \left( \frac{m}{2\pi kT_t} \right)^{3/2} \exp \left( \frac{-mc^2}{2kT_t} \right) \frac{2(kT_r)^{-d/2}}{d\Gamma(d/2)} \exp \left( -\frac{I^{2/d}}{kT_r} \right) \\ &\quad \times \left[ 1 + \frac{2m\mathbf{q}_t \cdot \mathbf{c}}{15kT_t p_t} \left( \frac{mc^2}{2kT_t} - \frac{5}{2} \right) + \frac{2(1-\delta)}{d} \frac{m\mathbf{q}_r \cdot \mathbf{c}}{kT_t p_r} \left( \frac{I^{2/d}}{kT_r} - \frac{d}{2} \right) \right], \\ g_r &= n \left( \frac{m}{2\pi kT} \right)^{3/2} \exp \left( \frac{-mc^2}{2kT} \right) \frac{2(kT)^{-d/2}}{d\Gamma(d/2)} \exp \left( -\frac{I^{2/d}}{kT} \right) \\ &\quad \times \left[ 1 + \omega_0 \frac{2m\mathbf{q}_t \cdot \mathbf{c}}{15kT p} \left( \frac{mc^2}{2kT} - \frac{5}{2} \right) + \frac{2\omega_1(1-\delta)}{d} \frac{m\mathbf{q}_r \cdot \mathbf{c}}{kT p} \left( \frac{I^{2/d}}{kT} - \frac{d}{2} \right) \right], \end{aligned} \right\} \quad (2.4)$$

where  $\Gamma$  is the gamma function,  $\omega_0$  and  $\omega_1$  are constants to recover the thermal conductivity coefficients of polyatomic gases (see appendix A), and  $\delta = \mu(T_r)/mnD$ , with  $\mu$  and  $D$  being the coefficients of the shear viscosity and diffusion, respectively.

In numerical computations, it is useful to use the following reduced velocity distribution functions (VDFs):  $G(t, \mathbf{x}, \mathbf{v}) = \int_0^\infty f(t, \mathbf{x}, \mathbf{v}, I) dI$  and  $R(t, \mathbf{x}, \mathbf{v}) = \int_0^\infty f(t, \mathbf{x}, \mathbf{v}, I) I^{2/d} dI$ , in order to eliminate the rotational energy variable to save computational memory and cost. Multiplying (2.3) by 1 and  $I^{2/d}$  and integrating the resulting equations with respect to  $I$  from zero to infinity, (2.3) can be transformed into the following two coupled equations:

$$\frac{\partial G}{\partial t} + \mathbf{v} \cdot \frac{\partial G}{\partial \mathbf{x}} = \frac{G_t - G}{\tau} + \frac{G_r - G_t}{Z\tau}, \quad (2.5)$$

$$\frac{\partial R}{\partial t} + \mathbf{v} \cdot \frac{\partial R}{\partial \mathbf{x}} = \frac{R_t - R}{\tau} + \frac{R_r - R_t}{Z\tau}, \quad (2.6)$$

where the reference VDFs, i.e.  $G_t(t, \mathbf{x}, \mathbf{v})$ ,  $G_r(t, \mathbf{x}, \mathbf{v})$ ,  $R_t(t, \mathbf{x}, \mathbf{v})$ , and  $R_r(t, \mathbf{x}, \mathbf{v})$ , are given by

$$\left. \begin{aligned} G_t &= n \left( \frac{m}{2\pi kT_t} \right)^{3/2} \exp \left( \frac{-mc^2}{2kT_t} \right) \left[ 1 + \frac{2m\mathbf{q}_t \cdot \mathbf{c}}{15kT_t p_t} \left( \frac{mc^2}{2kT_t} - \frac{5}{2} \right) \right], \\ G_r &= n \left( \frac{m}{2\pi kT} \right)^{3/2} \exp \left( \frac{-mc^2}{2kT} \right) \left[ 1 + \omega_0 \frac{2m\mathbf{q}_t \cdot \mathbf{c}}{15kT p} \left( \frac{mc^2}{2kT} - \frac{5}{2} \right) \right], \\ R_t &= \frac{dkT_r}{2} G_t + \left( \frac{m}{2\pi kT_t} \right)^{3/2} \exp \left( \frac{-mc^2}{2kT_t} \right) (1 - \delta) \frac{m\mathbf{q}_r \cdot \mathbf{c}}{kT_t}, \\ R_r &= \frac{dkT}{2} G_r + \left( \frac{m}{2\pi kT} \right)^{3/2} \exp \left( \frac{-mc^2}{2kT} \right) \omega_1 (1 - \delta) \frac{m\mathbf{q}_r \cdot \mathbf{c}}{kT}, \end{aligned} \right\} \quad (2.7)$$

with macroscopic quantities calculated as:  $n = \int G d\mathbf{v}$ ,  $\mathbf{U} = \int G \mathbf{v} d\mathbf{v} / n$ ,  $P_{ij} = \int G m c_i c_j d\mathbf{v}$ ,  $T_t = \int G m c^2 d\mathbf{v} / (3nk)$ ,  $T_r = 2 \int R d\mathbf{v} / (ndk)$ ,  $\mathbf{q}_t = \int G m c^2 \mathbf{c} d\mathbf{v} / 2$ , and  $\mathbf{q}_r = \int R \mathbf{c} d\mathbf{v}$ .

If  $G$  is the VDF for a monatomic gas, the elastic collision operator  $(G_t - G)/\tau$  in (2.5) is just the Shakhov simplification of the BCO for monatomic gases. In the limit of no translational-rotational energy exchange (i.e.  $Z \rightarrow \infty$ ), (2.5) reduces to the Shakhov model equation for monatomic gases (Shakhov 1968). In this sense, the Rykov kinetic model can be viewed as an extension to polyatomic gases of the Shakhov kinetic model for monatomic gases.

## 2.2. A kinetic model for non-vibrating polyatomic gases

The Rykov kinetic model has been applied to normal shock wave problems (Larina & Rykov 2010; Liu *et al.* 2014). It predicts density profiles in nitrogen with a viscosity index of 0.74; however, the translational temperature profiles are not in good agreement with DSMC results, especially at large Mach numbers (Liu *et al.* 2014). Note that the early rising of the translational temperature in normal shock waves has also been observed when using the Shakhov kinetic model for monatomic gas simulations (Xu & Huang 2011). The reason for this is the use of a single relaxation time  $\tau$ , while in the Boltzmann equation the relaxation time depends on the molecular velocity. For monatomic Maxwell molecules, the relaxation time is independent of the molecular velocity, and we find that the Shakhov model gives temperature profiles in good agreement with those of the Boltzmann equation (not shown here).

To improve the model accuracy, we introduce a relaxation time that depends on the molecular velocity. It has already been shown that this can improve predictions for a monatomic gas flow (Mieussens & Struchtrup 2004). Here, we recover the realistic elastic relaxation time by replacing the elastic collision operator  $(G_t - G)/\tau$  in the Rykov model (2.5) with the BCO  $Q(G, G)$  for monatomic gases:

$$Q(G, G) = \int_{\mathbb{R}^3} \int_{\mathbb{S}^2} B(\cos \theta, |\mathbf{v} - \mathbf{v}_*|) [G(\mathbf{v}'_*) G(\mathbf{v}') - G(\mathbf{v}_*) G(\mathbf{v})] d\Omega d\mathbf{v}_*. \quad (2.8)$$

For more information about the deflection angle  $\theta$ , collision kernel  $B$ , and post-collision velocity  $\mathbf{v}'$ , see Wu *et al.* (2013).

From  $(G_t - G)/\tau = Q$  we have  $G_t = \tau Q + G$ . Then the elastic collision operator  $(R_t - R)/\tau$  in (2.6) is reduced to  $(R' - R)/\tau$ , where

$$R' = \frac{d}{2}kT_r(\tau Q + G) + \left(\frac{m}{2\pi kT_t}\right)^{3/2} \exp\left(\frac{-mc^2}{2kT_t}\right) (1 - \delta) \frac{m\mathbf{q}_r \cdot \mathbf{c}}{kT_t}. \quad (2.9)$$

This new kinetic model for polyatomic gases, which treats translational and rotational degrees of freedom, is therefore:

$$\left. \begin{aligned} \frac{\partial G}{\partial t} + \mathbf{v} \cdot \frac{\partial G}{\partial \mathbf{x}} &= Q(G, G) + \frac{G_r - G_t}{Z\tau}, \\ \frac{\partial R}{\partial t} + \mathbf{v} \cdot \frac{\partial R}{\partial \mathbf{x}} &= \frac{R' - R}{\tau} + \frac{R_r - R_t}{Z\tau}, \end{aligned} \right\} \quad (2.10)$$

which, in the limit of no translational–rotational energy exchange, reduces to the Boltzmann equation for monatomic gases. Note that the transport coefficients derived according to the Chapman–Enskog expansion from the kinetic model (2.10) are the same as from the Rykov model (considering that for monatomic gases, if the BCO is replaced by the Shakhov collision operator we can obtain the same shear viscosity and thermal conductivity).

The parameters  $\tau$ ,  $Z$ ,  $\delta$ ,  $\omega_0$ , and  $\omega_1$  remain to be determined. First, according to (A 6), the relaxation time  $\tau$  is determined by the shear viscosity, the molecular number density, and the translational temperature. Second, the parameter  $\delta$  depends on the intermolecular potential. For example,  $\delta = 1/1.33$  for nitrogen if the Lennard-Jones potential is considered; for inverse power-law potentials, as the viscosity index  $\omega$  increases from 0.5 to 1,  $\delta$  decreases from 1/1.2 to 1/1.55. Third, it follows from (2.10) that the relaxation of the rotational temperature in spatially-homogeneous problems is described by:

$$\frac{\partial T_r}{\partial t} = \frac{T - T_r}{Z\tau} = \frac{T_t - T_r}{(d+3)Z\tau/3}, \quad (2.11)$$

while in kinetic theory the Jeans' equation  $\partial T_r/\partial t = (T_t - T_r)/(Z_{rot}\pi\tau/4)$  is frequently used, where  $Z_{rot}$  is the rotational collision number. Therefore, the parameter  $Z$  is related to the rotational collision number  $Z_{rot}$  as:

$$Z = \frac{3\pi}{4(d+3)}Z_{rot}. \quad (2.12)$$

Fourth, according to the kinetic theory of Mason & Monchick (1962) regarding the thermal conductivity coefficients due to the transfer of translational and rotational energies,  $\omega_0$  and  $\omega_1$  may be determined from the following two equations:

$$1 - \frac{5d}{12} \left(1 - \frac{2}{5\delta}\right) \frac{4}{\pi Z_{rot}} = \left(1 + \frac{1 - \omega_0}{2Z}\right)^{-1}, \quad (2.13)$$

$$1 + \frac{5}{4} \left(1 - \frac{2}{5\delta}\right) \frac{4}{\pi Z_{rot}} = \left(1 + \frac{(1 - \delta)(1 - \omega_1)}{Z\delta}\right)^{-1}, \quad (2.14)$$

or one may choose  $\omega_0$  and  $\omega_1$  to make the Eucken factor, as defined by (A 8), equal to experimentally measured values.

### 3. Validation cases

For practical calculations it is convenient to use dimensionless variables. The following are therefore introduced:  $\tilde{G} = v_m^3 G/n_0$ ,  $\tilde{R} = v_m^3 R/n_0 k_B T_0$ ,  $\tilde{\mathbf{x}} = \mathbf{x}/\ell$ ,  $(\tilde{\mathbf{v}}, \tilde{\mathbf{c}}, \tilde{\mathbf{U}}) = (\mathbf{v}, \mathbf{c}, \mathbf{U})/v_m$ ,  $\tilde{t} = tv_m/\ell$ ,  $\tilde{n} = n/n_0$ ,  $(\tilde{T}, \tilde{T}_t, \tilde{T}_r) = (T, T_t, T_r)/T_0$ ,  $\tilde{P}_{ij} = P_{ij}/n_0 k_B T_0$ , and  $(\tilde{\mathbf{q}}, \tilde{\mathbf{q}}_t, \tilde{\mathbf{q}}_r) = (\mathbf{q}, \mathbf{q}_t, \mathbf{q}_r)/n_0 k_B T_0 v_m$ , where  $n_0$  and  $T_0$  are the reference molecular number density and temperature, respectively,  $\ell$  is the characteristic flow length, and  $v_m = \sqrt{2k_B T_0/m}$  is the most probable molecular speed. The dimensionless kinetic model equations (2.10) can then be written as follows:

$$\left. \begin{aligned} \frac{\partial \tilde{G}}{\partial \tilde{t}} + \tilde{\mathbf{v}} \cdot \frac{\partial \tilde{G}}{\partial \tilde{\mathbf{x}}} &= \tilde{Q}(\tilde{G}, \tilde{G}) + \frac{\tilde{G}_r - \tilde{G}_t}{Z\tilde{\tau}}, \\ \frac{\partial \tilde{R}}{\partial \tilde{t}} + \tilde{\mathbf{v}} \cdot \frac{\partial \tilde{R}}{\partial \tilde{\mathbf{x}}} &= \frac{\tilde{R}' - \tilde{R}}{\tilde{\tau}} + \frac{\tilde{R}_r - \tilde{R}_t}{Z\tilde{\tau}}. \end{aligned} \right\} \quad (3.1)$$

Here, the dimensionless BCO for inverse power-law intermolecular potentials (Wu *et al.* 2013) is

$$\begin{aligned} \tilde{Q} &= \frac{5}{2^{7-\omega} \Gamma(\frac{5}{2} - \omega) \Gamma(2 - \gamma/2) Kn} \iint \sin^{1-2\omega+\gamma} \left( \frac{\theta}{2} \right) \cos^{-\gamma} \left( \frac{\theta}{2} \right) |\tilde{\mathbf{v}} - \tilde{\mathbf{v}}_*|^{2(1-\omega)} \\ &\quad \times [\tilde{G}(\tilde{\mathbf{v}}'_*) \tilde{G}(\tilde{\mathbf{v}}') - \tilde{G}(\tilde{\mathbf{v}}_*) \tilde{G}(\tilde{\mathbf{v}})] d\Omega d\tilde{v}_*, \end{aligned} \quad (3.2)$$

$\tilde{R}' = (d/2)\tilde{T}_r(\tilde{\tau}\tilde{Q} + \tilde{G}) + 2(1 - \delta)(\pi\tilde{T}_t)^{-3/2} \exp(-\tilde{c}^2/\tilde{T}_t)\tilde{\mathbf{q}}_r \cdot \tilde{\mathbf{c}}/\tilde{T}_t$ , and the four normalized reference VDFs are

$$\left. \begin{aligned} \tilde{G}_t &= \tilde{n} \left( \pi\tilde{T}_t \right)^{-3/2} \exp\left(\frac{-\tilde{c}^2}{\tilde{T}_t}\right) \left[ 1 + \frac{4\tilde{\mathbf{q}}_t \cdot \tilde{\mathbf{c}}}{15\tilde{n}(\tilde{T}_t)^2} \left( \frac{\tilde{c}^2}{\tilde{T}_t} - \frac{5}{2} \right) \right], \\ \tilde{G}_r &= \tilde{n} \left( \pi\tilde{T} \right)^{-3/2} \exp\left(\frac{-\tilde{c}^2}{\tilde{T}}\right) \left[ 1 + \omega_0 \frac{4\tilde{\mathbf{q}}_t \cdot \tilde{\mathbf{c}}}{15\tilde{n}\tilde{T}^2} \left( \frac{\tilde{c}^2}{\tilde{T}} - \frac{5}{2} \right) \right], \\ \tilde{R}_t &= \frac{d\tilde{T}_r}{2} \tilde{G}_t + \left( \pi\tilde{T}_t \right)^{-3/2} \exp\left(\frac{-\tilde{c}^2}{\tilde{T}_t}\right) 2(1 - \delta) \frac{\tilde{\mathbf{q}}_r \cdot \tilde{\mathbf{c}}}{\tilde{T}_t}, \\ \tilde{R}_r &= \frac{d\tilde{T}}{2} \tilde{G}_r + \left( \pi\tilde{T} \right)^{-3/2} \exp\left(\frac{-\tilde{c}^2}{\tilde{T}}\right) 2\omega_1(1 - \delta) \frac{\tilde{\mathbf{q}}_r \cdot \tilde{\mathbf{c}}}{\tilde{T}}, \end{aligned} \right\} \quad (3.3)$$

where

$$Kn = \frac{\mu}{n_0 \ell} \sqrt{\frac{\pi}{2mk_B T_0}} \quad (3.4)$$

is the unconfined Knudsen number,  $\tilde{\tau} = 2(\tilde{T}_t)^{\omega-1} Kn/\sqrt{\pi\tilde{n}}$  is the normalized relaxation time, and  $\gamma$  is a free parameter. Usually we choose  $\gamma = 0$ , but to solve the linearized BCO we choose  $\gamma = (2\omega - 1)/2$  to double the computational efficiency (Wu *et al.* 2013, 2014). Finally, the macroscopic quantities are calculated as:

$$\left. \begin{aligned} \tilde{n} &= \int \tilde{G} d\tilde{\mathbf{v}}, \quad \tilde{\mathbf{U}} = \frac{1}{\tilde{n}} \int \tilde{G} \tilde{\mathbf{v}} d\tilde{\mathbf{v}}, \quad \tilde{P}_{ij} = 2 \int \tilde{G} \tilde{c}_i \tilde{c}_j d\tilde{\mathbf{v}}, \quad \tilde{T}_t = \frac{2}{3\tilde{n}} \int \tilde{G} \tilde{c}^2 d\tilde{\mathbf{v}}, \\ \tilde{T}_r &= \frac{2}{d\tilde{n}} \int \tilde{R} d\tilde{\mathbf{v}}, \quad \tilde{\mathbf{q}}_t = \int \tilde{G} \tilde{c}^2 \tilde{\mathbf{c}} d\tilde{\mathbf{v}}, \quad \tilde{\mathbf{q}}_r = \int \tilde{R} \tilde{\mathbf{c}} d\tilde{\mathbf{v}}. \end{aligned} \right\} \quad (3.5)$$



The BCO (3.2) can be solved by the fast spectral method (Wu *et al.* 2013) with a computational cost of  $O(M^2 N_v^3 \log(N_v))$ , while the other collision operators in (3.1) can be solved by the discrete velocity method (Huang & Giddens 1967) with a cost of  $O(N_v^3)$ . Since we have two VDFs, the computational memory required is twice that for monatomic gases; however, the computational cost only increases slightly.

To validate this kinetic model, we compare numerical solutions of shock waves and planar Fourier/Couette flows with DSMC solutions and experimental data. With the exception of the DSMC results for normal shock waves in §3.1, the DSMC results reported in this paper have been obtained using the *dsmcFoam* solver (Scanlon *et al.* 2010). This is a parallelized, open source solver developed within the OpenFOAM framework by OpenCFD Ltd in collaboration with researchers at the University of Strathclyde. The in-house version of the *dsmcFoam* solver we use enables us to model polyatomic gases and to measure a much wider range of gas properties than the standard OpenFOAM release.

Note that in the *dsmcFoam* solver, when the variable hard-sphere model is used (Haas *et al.* 1994),  $\partial T_r / \partial t = (T - T_r) / [\pi Z_{DSMC} \tau (7 - 2\omega)(5 - 2\omega) / 96]$ . Thus, we have

$$Z = \frac{(7 - 2\omega)(5 - 2\omega)\pi}{96} Z_{DSMC}. \quad (3.6)$$

### 3.1. Normal shock waves in gases

For normal shock wave simulations, the characteristic length is chosen to be the upstream mean free path ( $16\mu/5n\sqrt{2\pi mkT}$ ), where the reference molecular number density  $n$ , gas viscosity  $\mu$ , and temperature  $T$  are all measured upstream of the shock. Therefore, the unconfined Knudsen number is  $Kn = 5\pi/16$ . In the DSMC simulations, nitrogen has a viscosity index  $\omega = 0.74$  and rotational collision number  $Z_{DSMC} = 3.5$ . We choose  $\delta = 1/1.33$ , hence according to (2.13), (2.14) and (3.6), we obtain  $Z = 2.226$ ,  $\omega_0 = 0.477$  and  $\omega_1 = 1.919$ , for both the Rykov model (2.3) and our kinetic model (3.1). The Eucken factor is 1.96.

With a shock wave travelling in the  $x_1$  direction, the kinetic model equations (3.1) can be solved in the following iterative manner (for simplicity, the tildes are omitted):

$$\left. \begin{aligned} \frac{G^{j+1}}{\Delta\tau} + v_1 \frac{\partial G^{j+1}}{\partial x_1} &= Q(G^j, G^j) + \frac{G_r^j - G_t^j}{Z\tau^j} + \frac{G^j}{\Delta\tau}, \\ \frac{R^{j+1}}{\Delta\tau} + v_1 \frac{\partial R^{j+1}}{\partial x_1} &= \frac{R^j - R^j}{\tau^j} + \frac{R_r^j - R_t^j}{Z\tau^j} + \frac{R^j}{\Delta\tau}, \end{aligned} \right\} \quad (3.7)$$

where  $j$  is the iteration step,  $\Delta\tau$  is the local time step (usually three times smaller than the local relaxation time  $\tau$ ), and the spatial derivative is approximated by the second-order upwind finite difference. The Rykov model can be solved in the same way. Given the molecular number density, temperature, and Mach number  $Ma$  at the upstream end, the equivalent quantities at the downstream end can be found by the Rankine–Hugoniot relations. The VDFs at the upstream and downstream ends are Maxwellian.

Figure 1 compares the normal shock profiles obtained by the two kinetic models with DSMC results. As expected, our kinetic model resolves the problem of early rising of the temperatures, and produces results in good agreement with the DSMC data.



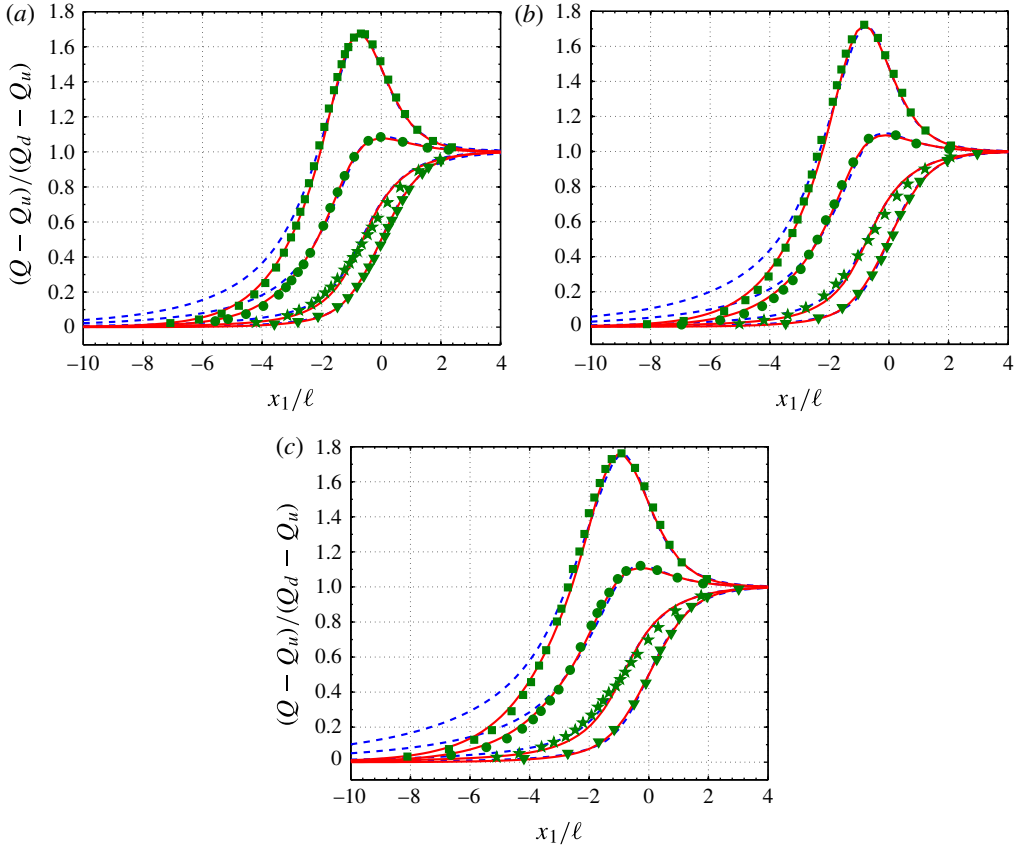


FIGURE 1. (Colour online) Comparisons of kinetic model results and DSMC data (Liu *et al.* 2014) for normal shock waves in nitrogen: (a)  $Ma = 4$ ; (b)  $Ma = 5$ ; (c)  $Ma = 7$ . The squares, circles, stars and triangles are the normalized translational temperature in the  $x_1$  direction, the translational temperature, the rotational temperature, and the molecular number density, respectively, all obtained from the DSMC simulations. The solid and dashed lines are, respectively, the results of our kinetic model (3.1) and the Rykov kinetic model (2.3). Here  $Q$  represents the value of the macroscopic quantity, and subscripts  $u$  and  $d$  represent the upstream and downstream values, respectively.

We now compare our model results with experimental data for normal shock waves in nitrogen (Robben & Talbot 1966). Two upstream Mach numbers are considered. The rotational collision number is given by the formula proposed by Parker (1959):

$$Z_{rot} = \frac{Z_{rot}^{\infty}}{1 + (\pi^2/2)\sqrt{T^*/T_i} + (\pi^2/4 + \pi)(T^*/T_i)}, \quad (3.8)$$

where we take  $T^* = 91.5$  K and  $Z_{rot}^{\infty} = 18$  (Gorji & Jenny 2013).

Figure 2 shows the profiles of the normalized density and rotational temperature. Excellent agreement between our kinetic model (3.1) and the experimental data can be observed.

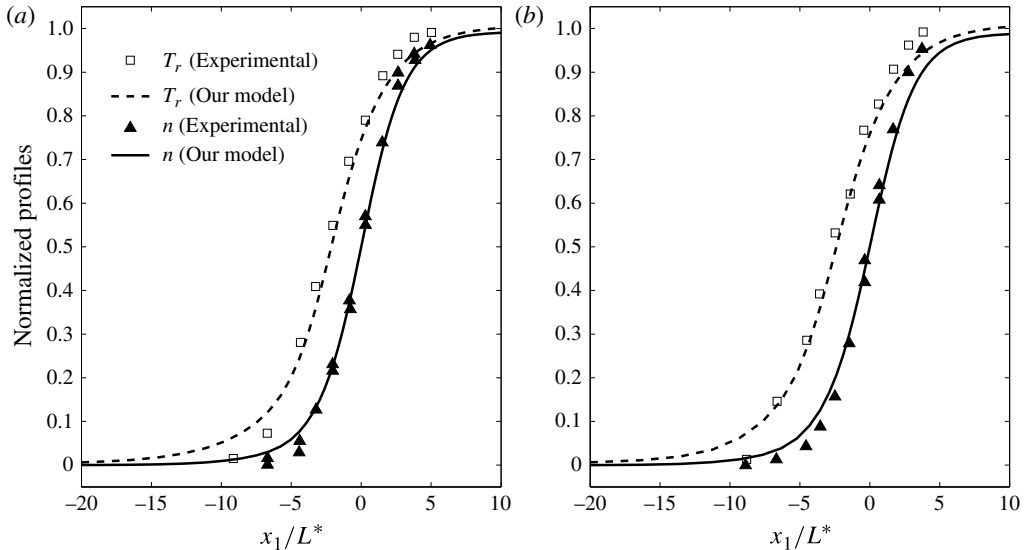


FIGURE 2. Comparisons of normal shock wave profiles in nitrogen from our kinetic model and the experimental data of Robben & Talbot (1966): (a)  $Ma = 7$ ; (b)  $Ma = 12.9$ . Here  $L^*$  is the mean free path based on the sonic temperature.

### 3.2. Planar Fourier flow

Consider nitrogen gas between two parallel plates a distance  $\ell$  apart. The normalized temperature of the lower plate at  $x_2 = 0$  is  $T_l = 2/3$ , while that of the upper plate at  $x_2 = \ell$  is  $T_u = 4/3$ . We choose  $n_0$  to be the average molecular number density, and test two different Knudsen numbers:  $Kn = 0.1$  and  $Kn = 1$ . Diffuse boundary conditions are adopted; for example, at  $x_1 = 0$  we have

$$G = \frac{n_w}{(\pi T_l)^{3/2}} \exp\left(-\frac{v^2}{T_l}\right), \quad R = \frac{d}{2} T_l G, \quad (3.9a,b)$$

for  $v_2 \geq 0$ , where  $n_w = -2\sqrt{\pi/T_l} \int_{v_2 < 0} v_2 G(x_2 = 0, \mathbf{v}) d\mathbf{v}$ . The boundary condition at  $x_2 = \ell$  can be given in a similar way.

Figure 3 shows the resulting density and translational temperature profiles (the rotational temperatures are not shown because they are very close to the translational ones) in this planar Fourier flow. Excellent agreement between the results of our model and the DSMC simulations can be seen.

### 3.3. Planar Couette flow

The planar Couette flow configuration is the same as for the planar Fourier flow above, although the two plates now have the same temperature  $T_0$ , and the top plate moves in the  $x_1$  direction with a speed  $v_m$  while the bottom plate moves in the opposite direction at the same speed. In addition to nitrogen, we consider methane gas with a viscosity index  $\omega = 0.84$ . In the DSMC simulations, we choose  $Z_{DSMC} = 3.5$ . For methane,  $Z = 2.023$ , and from (2.13) and (2.14) we obtain  $\omega_0 = 0.316$  and  $\omega_1 = 1.774$ . The resulting Eucken factor 1.74 is close to the experimentally measured value. Good agreement between our model predictions and the DSMC results can be seen in figure 4.

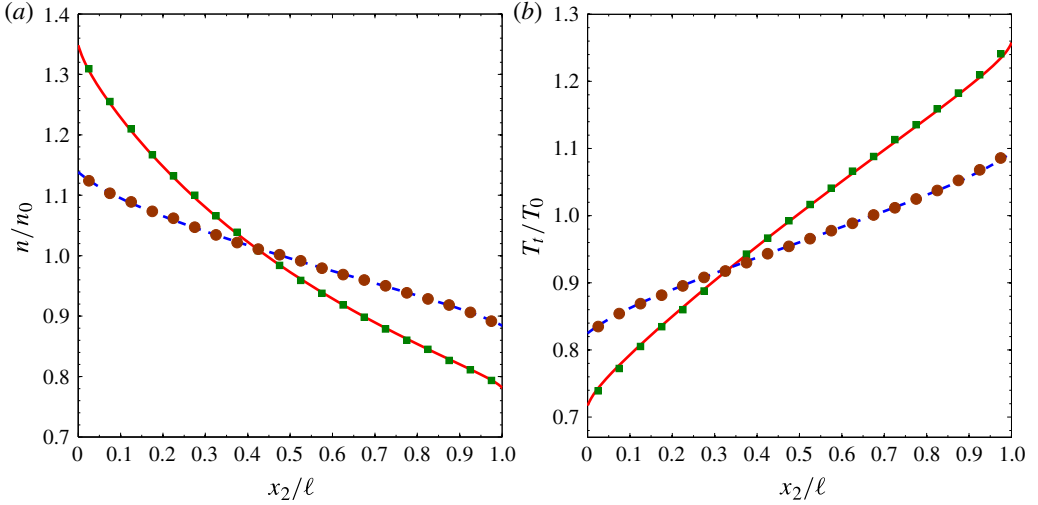


FIGURE 3. (Colour online) Comparisons of (a) density and (b) translational temperature between our kinetic model (lines) and our DSMC simulations for planar Fourier flows. The squares and circles are the *dsmcFoam* results at  $Kn = 0.1$  and  $Kn = 1$ , respectively. The working gas is nitrogen.

#### 4. Application to Poiseuille and thermal creep flows

Calculating the mass and heat flow rates in Poiseuille and thermal creep flows between two parallel plates can be extremely slow using the DSMC method when the temperature and pressure gradients are small. Here we solve these two classical flows using our deterministic method.

The configuration is the same as for planar Fourier flow. The pressure and temperature gradients along the plates are  $K_P = \ell d \ln p / dx_1$  and  $K_T = \ell d \ln T / dx_1$ . When  $K_P$  and  $K_T$  are small, the kinetic model equations can be linearized. We express the two VDFs as  $G = G_0 + h_0$  and  $R = R_0 + h_1$ , where  $G_0 = \pi^{-3/2} \exp(-v^2)$  and  $R_0 = (d/2)G_0$  are equilibrium VDFs. The VDFs  $h_0$  and  $h_1$  describe the deviations from the corresponding equilibrium states and satisfy  $|h_0/G_0|, |h_1/R_0| \ll 1$ . In the following, the VDF  $h_2 = h_1 - (d/2)h_0$  is used instead of  $h_1$ , for convenience.

When the Rykov kinetic model is considered, the evolution of  $h_0$  and  $h_2$  is governed by the following two linear equations (Titarev & Shakhov 2012):

$$v_2 \frac{\partial h_0}{\partial x_2} = \frac{h_0^+ - h_0}{\tau} - v_1 K_P - v_1 \left( v^2 - \frac{5}{2} \right) K_T, \quad (4.1)$$

$$v_2 \frac{\partial h_2}{\partial x_2} = \frac{h_2^+ - h_2}{\tau} - \frac{d}{2} v_1 K_T, \quad (4.2)$$

where

$$\left. \begin{aligned} h_0^+ &= 2U_1 v_1 G_0 + \frac{4}{15} q_{r1} v_1 G_0 \left( 1 - \frac{1 - \omega_0}{Z} \right) \left( v^2 - \frac{5}{2} \right), \\ h_2^+ &= 2q_{r1} v_1 G_0 \left( 1 - \frac{1 - \omega_1}{Z} \right) (1 - \delta). \end{aligned} \right\} \quad (4.3)$$

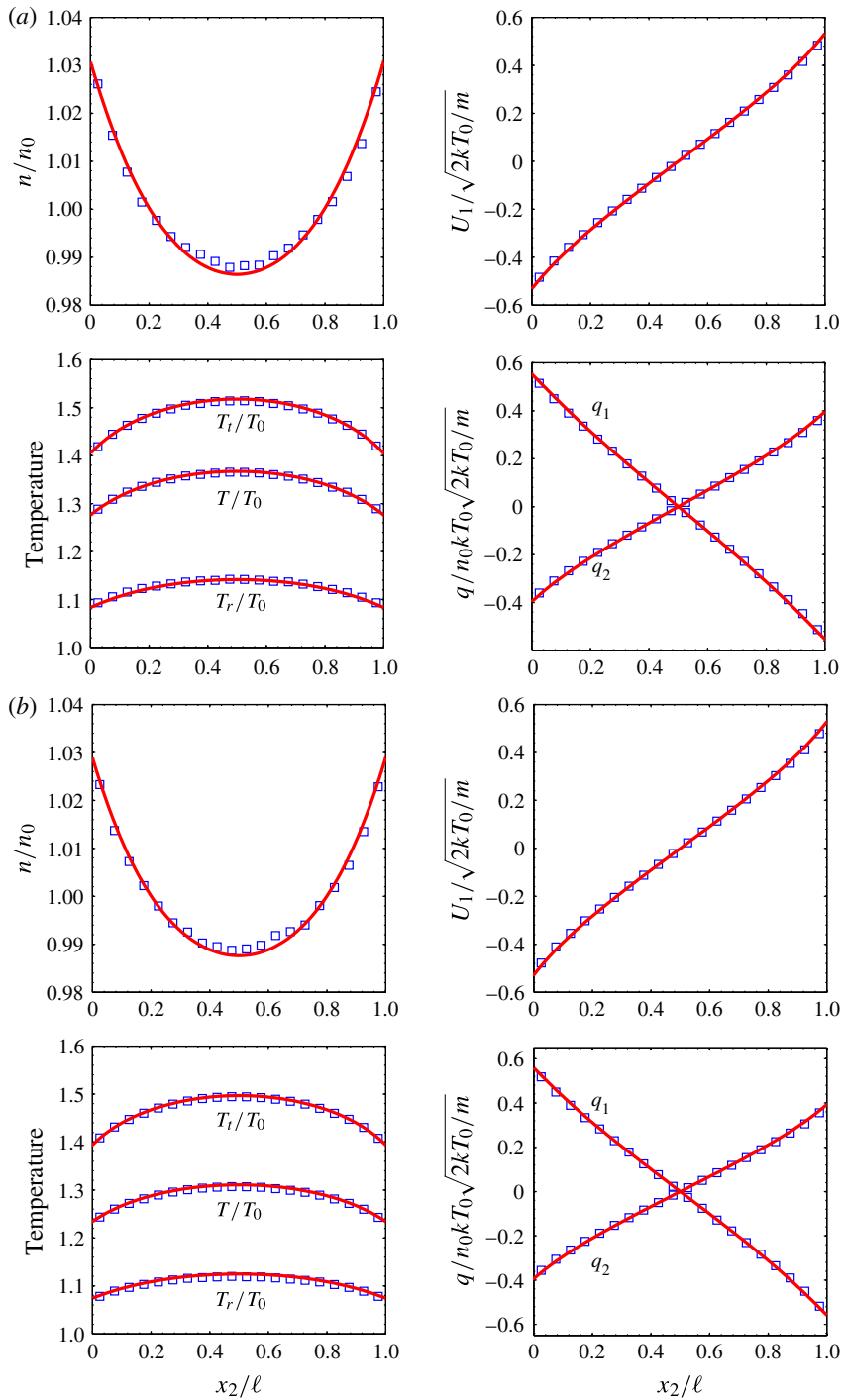


FIGURE 4. (Colour online) Comparisons between our kinetic model (lines) and our DSMC simulations (squares) for planar Couette flows of (a) nitrogen and (b) methane gases at  $Kn = 1$ .

When the kinetic model (3.1) is considered, (4.1) and (4.2) remain unchanged, but  $h_0^+$  in (4.3) becomes

$$h_0^+ = h_0 + \tau \mathcal{L}(h_0) + \frac{4}{15} q_{t1} v_1 G_0 \frac{\omega_0 - 1}{Z} \left( v^2 - \frac{5}{2} \right), \quad (4.4)$$

where  $\mathcal{L}(h_0) = \mathcal{L}_g(h_0) - v_{eq} h_0$  is the linearized BCO. A detailed expression for  $\mathcal{L}(h_0)$  and its fast spectral approximation can be found in Wu *et al.* (2014).

The macroscopic quantities of interest are  $U_1 = \int h_0 v_1 dv$ ,  $q_{t1} = \int h_0 v_1 (v^2 - 5/2) dv$ , and  $q_{r1} = \int h_2 v_1 dv$ . The mass flow rate  $\mathcal{M}$ , translational heat flow rate  $\mathcal{Q}_t$ , and rotational heat flow rate  $\mathcal{Q}_r$  can be calculated as

$$\mathcal{M} = \int_0^1 U_1 dx_2, \quad \mathcal{Q}_t = \int_0^1 q_{t1} dx_2, \quad \mathcal{Q}_r = \int_0^1 q_{r1} dx_2. \quad (4.5a-c)$$

As with (3.7), (4.1) and (4.2) can be solved by an implicit method iteratively. Diffuse boundary conditions are adopted, so that the values of VDFs  $h_0$  and  $h_2$  entering the domain are zero. We set  $K_P = 1$  and  $K_T = 0$  for Poiseuille flow, and  $K_P = 0$  and  $K_T = 1$  for thermal creep flow.

Some observations can be made before discussion of the numerical results. First, the mass and translational heat flow rates are determined by  $h_0$ , which is governed by (4.1). The expressions for  $h_0^+$  suggest that the mass and translational heat flow rates are different for the Rykov model and our model. However, for both the Rykov model and our model there is no difference in flow rates between diatomic and nonlinear polyatomic gases with the same  $Z$  and  $\omega_0$  values. Second, the rotational heat flow rate is related to  $h_2$ , which is governed by (4.2). It is always zero in Poiseuille flow. In thermal creep flows, since the Rykov and our kinetic models have the same equation for  $h_2$  they produce the same rotational heat flow rates. Also, since the source term in (4.2) is proportional to the number of rotational degrees of freedom, the rotational heat flow rates of nonlinear polyatomic gases are one-and-a-half times larger than those of diatomic gases, provided the values of  $Z$ ,  $\omega_1$ ,  $\delta$  for diatomic and nonlinear polyatomic gases are the same. Third, (4.3) is independent of the viscosity index  $\omega$ , so the molecular model has no influence on the flow rates when using the Rykov model. When our model (3.1) is used, the linearized BCO in (4.4) shows that different molecular models have different flow rates, according to the results in Sharipov & Bertoldo (2009) and Wu *et al.* (2014) for monatomic gases.

For these reasons, only the mass and heat flow rates in Poiseuille and thermal creep flows of diatomic gases are presented below. We consider hard-sphere molecules with  $Z = 1$  and  $Z = 5$ . Values of  $\omega_0$  and  $\omega_1$  are chosen according to (2.13) and (2.14) with  $\delta = 1/1.33$ .

Table 1 shows the numerical results for Poiseuille flow of a diatomic gas. The mass flow rates from our model are nearly the same as those for a monatomic gas. However, the translational heat flow rates are affected by diatomicity: for a fixed  $Kn$ ,  $\mathcal{Q}_t$  increases with  $Z$  and, in the limit of  $Z \rightarrow \infty$ ,  $\mathcal{Q}_t$  approaches that of a hard-sphere monatomic gas. This behaviour may be related to the magnitude of the translational thermal conductivity  $\kappa_t$ , see (A 7). That is, from (2.13) we see that  $\kappa_t$  decreases with  $Z$ ; as a consequence,  $\mathcal{Q}_t$  decreases with  $Z$ . At high Knudsen number, however, the difference between the translational heat flow rates in the  $Z = 1$  and the  $Z = 5$  cases is very small, and both are very close to the monatomic gas value. This is because there are not enough collisions for the exchange of translational and

$8Kn/5\sqrt{\pi}$	$Z = 1$				$Z = 5$				Monatomic	
	Our model		Rykov model		Our model		Rykov model		$-\mathcal{M}$	$\mathcal{Q}_t$
	$-\mathcal{M}$	$\mathcal{Q}_t$	$-\mathcal{M}$	$\mathcal{Q}_t$	$-\mathcal{M}$	$\mathcal{Q}_t$	$-\mathcal{M}$	$\mathcal{Q}_t$	$-\mathcal{M}$	$\mathcal{Q}_t$
0.1	1.1887	0.0441	1.2266	0.0455	1.1916	0.0545	1.2300	0.0560	1.1951	0.0550
0.15	0.9893	0.0605	1.0219	0.0619	0.9928	0.0739	1.0259	0.0753	0.9948	0.0758
0.2	0.8950	0.0748	0.9250	0.0755	0.8990	0.0904	0.9293	0.0908	0.9006	0.0931
0.3	0.8097	0.0986	0.8368	0.0972	0.8142	0.1169	0.8413	0.1148	0.8156	0.1205
0.4	0.7745	0.1178	0.7999	0.1141	0.7791	0.1375	0.8044	0.1327	0.7804	0.1415
0.6	0.7507	0.1477	0.7747	0.1399	0.7554	0.1685	0.7790	0.1592	0.7566	0.1727
0.8	0.7481	0.1707	0.7718	0.1594	0.7527	0.1915	0.7759	0.1785	0.7537	0.1957
1	0.7526	0.1893	0.7765	0.1753	0.7570	0.2099	0.7804	0.1940	0.7580	0.2139
1.5	0.7727	0.2249	0.7983	0.2056	0.7768	0.2441	0.8017	0.2231	0.7778	0.2479
2	0.7950	0.2511	0.8225	0.2284	0.7987	0.2690	0.8256	0.2447	0.7998	0.2726
3	0.8360	0.2895	0.8673	0.2625	0.8393	0.3052	0.8700	0.2769	0.8405	0.3085
4	0.8713	0.3176	0.9058	0.2881	0.8743	0.3316	0.9082	0.3011	0.8755	0.3348
6	0.9290	0.3585	0.9681	0.3261	0.9315	0.3704	0.9702	0.3372	0.9326	0.3731
8	0.9751	0.3885	1.0176	0.3546	0.9772	0.3989	1.0194	0.3644	0.9781	0.4013
10	1.0135	0.4124	1.0587	0.3774	1.0154	0.4217	1.0603	0.3863	1.0161	0.4239
15	1.0889	0.4570	1.1387	0.4208	1.0904	0.4646	1.1400	0.4281	1.0907	0.4664
20	1.1463	0.4897	1.1993	0.4528	1.1476	0.4962	1.2004	0.4591	1.1475	0.4977
100	1.5142	0.6864	1.5815	0.6485	1.5147	0.6889	1.5820	0.6510	1.5139	0.6897

TABLE 1. Mass ( $\mathcal{M}$ ) and translational heat ( $\mathcal{Q}_t$ ) flow rates in Poiseuille flow of a hard-sphere diatomic gas between parallel plates. Note that the rotational heat flux is zero.

rotational energies in the free-molecular regime. Comparisons between the Rykov and our models are also shown in this table: the Rykov model overpredicts the mass flow rates, and underpredicts the translational heat flow rate at large  $Kn$ . This observation is consistent with the monatomic gas result when the Shakhov model is used (Sharipov & Bertoldo 2009).

Next we consider thermal creep flows. Figure 5 shows that the Onsager–Casimir relation holds for the diatomic gases we consider, that is, the heat flow rates in Poiseuille flows are identical to the mass flow rates in thermal creep flows. Table 2 shows the predicted heat flow rates in thermal creep flows of diatomic gases. As with Poiseuille flow,  $\mathcal{Q}_t$  and  $\kappa_t$  decrease with  $Z$ . However,  $\mathcal{Q}_r$  increases as  $Z$  decreases, because the rotational thermal conductivity  $\kappa_r$  increases with decreasing  $Z$ ; see (A 7) and (2.14).

Finally, we investigate the influence of the molecular model on the mass flow rate in thermal creep flow. We only consider hard-sphere and Maxwell gases; for a gas interacting through inverse power-law potentials with a viscosity index between 0.5 and 1, the mass flow rates lie between those of the hard-sphere and Maxwell cases. As for monatomic gases (Wu *et al.* 2014), figure 6 shows that at large  $Kn$  the mass flow rate increases when the viscosity index decreases. Although the Rykov model underpredicts the mass flow rates relative to our model for a hard-sphere gas, it gives almost the same mass flow rate as Maxwell gases when  $Kn < 4$  and larger mass flow rates when  $Kn > 4$ .

## 5. Application to Rayleigh–Brillouin scattering

An important application for kinetic models of non-vibrating polyatomic gases is the calculation of the Rayleigh–Brillouin scattering (RBS) spectra. RBS is an invaluable

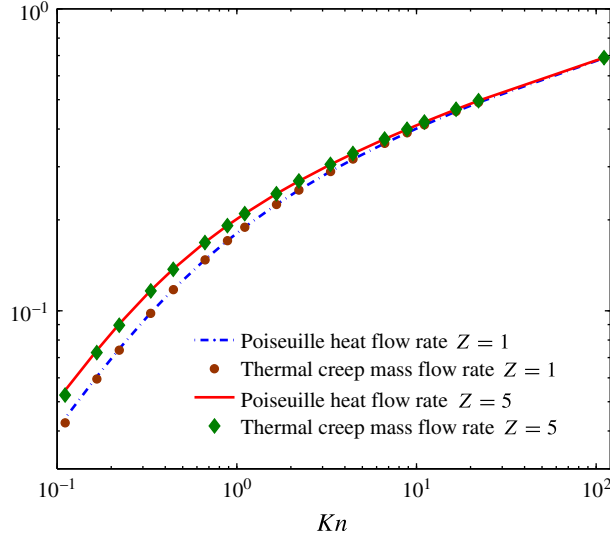


FIGURE 5. (Colour online) Onsager–Casimir relation for the hard-sphere diatomic gas: comparison between the heat flow rate in Poiseuille flow and the mass flow rate in thermal creep flow.

$8Kn/5\sqrt{\pi}$	Z = 1		Z = 5			Monatomic $-\mathcal{Q}_t$	
	Our model $-\mathcal{Q}_t$	Rykov $-\mathcal{Q}_r$	Our model $-\mathcal{Q}_t$	Rykov $-\mathcal{Q}_r$	Monatomic $-\mathcal{Q}_t$		
0.1	0.1673	0.0998	0.1629	0.2054	0.0807	0.1989	0.2148
0.15	0.2394	0.1406	0.2326	0.2910	0.1150	0.2810	0.3036
0.2	0.3045	0.1763	0.2954	0.3666	0.1457	0.3535	0.3816
0.3	0.4173	0.2357	0.4046	0.4937	0.1986	0.4760	0.5118
0.4	0.5119	0.2833	0.4970	0.5968	0.2425	0.5765	0.6165
0.6	0.6636	0.3565	0.6469	0.7565	0.3125	0.7348	0.7774
0.8	0.7822	0.4117	0.7661	0.8773	0.3670	0.8570	0.8983
1	0.8793	0.4559	0.8650	0.9741	0.4116	0.9565	0.9948
1.5	1.0644	0.5389	1.0570	1.1550	0.4968	1.1461	1.1743
2	1.2010	0.5996	1.2014	1.2862	0.5601	1.2866	1.3042
3	1.3988	0.6877	1.4143	1.4746	0.6526	1.4917	1.4906
4	1.5424	0.7520	1.5708	1.6107	0.7202	1.6417	1.6254
6	1.7487	0.8450	1.7976	1.8066	0.8180	1.8588	1.8195
8	1.8980	0.9127	1.9622	1.9488	0.8889	2.0165	1.9606
10	2.0155	0.9662	2.0917	2.0611	0.9449	2.1409	2.0721
15	2.2330	1.0656	2.3305	2.2701	1.0482	2.3709	2.2795
20	2.3905	1.1376	2.5021	2.4222	1.1227	2.5369	2.4306
100	3.3156	1.5592	3.4866	3.3277	1.5535	3.5000	3.3315

TABLE 2. Heat flow rates in thermal creep flow of a hard-sphere diatomic gas between parallel plates. Note that the rotational heat flow rates for both the Rykov model and our kinetic model are the same.

non-destructive optical diagnostic technique for measuring the properties of gases and liquids, such as the sound speed, temperature, and bulk viscosity. This information can be extracted by comparing the experimental and theoretical spectra, where the



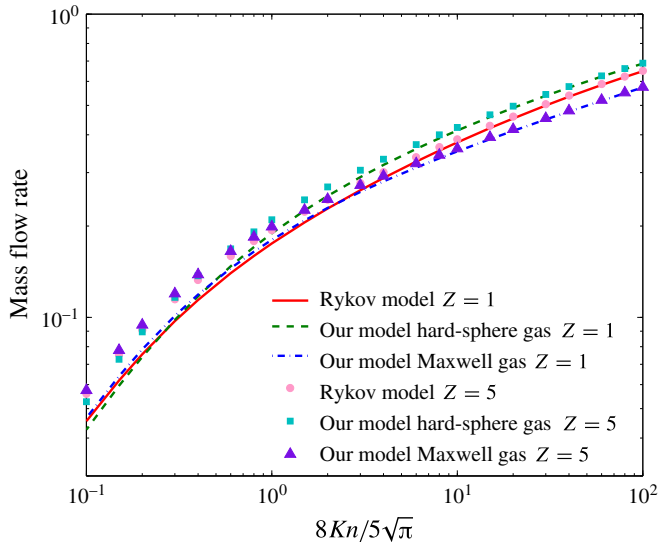


FIGURE 6. (Colour online) Mass flow rates in thermal creep flow between parallel plates, varying with the Knudsen number.

accuracy of the obtained information depends on how reliable the experimental and theoretical results are. Recently, rapid improvements in the experimental resolution have been achieved (Vieitez *et al.* 2010; Gerakis, Shneider & Barker 2013; Gu & Ubachs 2013); however, accurate theoretical line shapes are lacking, although several kinetic models have been proposed (Tenti, Boley & Desai 1974; Pan, Shneider & Miles 2002, 2004; Marques 2007).

In RBS experiments, the light is scattered due to gas density variations, which either arise spontaneously or are induced by external optical potentials. Correspondingly, we have spontaneous RBS and coherent RBS. The spectrum of the scattered light depends on the Knudsen number, intermolecular interactions, and rotational collision number; in the hydrodynamic or free-molecular regimes, the spectrum can be calculated analytically. In the transition regime, a kinetic model must be used. Due to the high oscillation frequency of the optical field, the vibrational modes of the rarefied gas molecules are not excited, which justifies the use of kinetic models (2.3) and (3.1). For monatomic gases, theory and experiment have demonstrated that intermolecular interactions have little influence on the spectra of spontaneous RBS (Sugawara, Yip & Sirovich 1968; Clark 1975; Ghaem-Maghani & May 1980). However, for polyatomic gases and for coherent RBS, the role of the intermolecular interaction has never been studied. The current prevailing model is the s6 model (Tenti *et al.* 1974; Pan *et al.* 2004), which is derived for Maxwell molecules only. In the following, through our kinetic model (3.1), we investigate the influence of the molecular model on both the spontaneous and coherent RBS spectra.

### 5.1. Spontaneous Rayleigh–Brillouin scattering

The scattering of light due to spontaneous density fluctuations in gases is called spontaneous RBS. The light spectrum can be quantitatively interpreted by solutions of the linearized Boltzmann equation. Suppose scattered light with wavelength  $\lambda$  propagates along the  $x_2$  direction, and let the characteristic length be equal to  $\lambda$ . The

spectrum  $S(f_s)$  of the scattered light is determined by the density fluctuation spectrum (Sugawara *et al.* 1968) as

$$S(f_s) = 2\text{Re} \left\{ \int_0^1 dx_2 \int_0^\infty dt \exp[2\pi i(x_2 - f_s t)] \Delta n_0(x_2, t) \right\}, \quad (5.1)$$

where  $\text{Re}$  denotes the real part of a complex number,  $i$  is the imaginary unit,  $f_s$  is the shifted frequency normalized by  $v_m/\lambda$ , and  $\Delta n_0(x_2, t) = \int h_0(x_2, t) d\mathbf{v}$  denotes the density variation.

According to our kinetic model, the evolution of  $h_0$  and  $h_1$  is governed by the two coupled equations:

$$\left. \begin{aligned} \frac{\partial h_0}{\partial t} + v_2 \frac{\partial h_0}{\partial x_2} &= \mathcal{C}_0 \equiv \mathcal{L}(h_0) + \frac{G_0}{Z\tau} \left[ (T - T_t) \left( v^2 - \frac{3}{2} \right) \right. \\ &\quad \left. + \frac{4(\omega_0 - 1)}{15} q_{r2} v_2 \left( v^2 - \frac{5}{2} \right) \right], \\ \frac{\partial h_1}{\partial t} + v_2 \frac{\partial h_1}{\partial x_2} &= \mathcal{C}_1 \equiv \frac{d}{2} \mathcal{L}(h_0) + \frac{1}{\tau} \left[ \frac{d}{2} h_0 + \frac{d}{2} T_r G_0 - h_1 \right] \\ &\quad + \frac{dG_0}{2Z\tau} \left[ (T - T_t) \left( v^2 - \frac{1}{2} \right) + \frac{4(\omega_0 - 1)}{15} q_{r2} v_2 \left( v^2 - \frac{5}{2} \right) \right] \\ &\quad + \frac{2(Z + \omega_1 - 1)(1 - \delta)}{Z\tau} q_{r2} v_2 G_0, \end{aligned} \right\} \quad (5.2)$$

with the macroscopic quantities  $T_t = \int (2v^2/3 - 1)h_0 d\mathbf{v}$ ,  $T_r = \int (2h_1/d - h_0) d\mathbf{v}$ ,  $q_{r2} = \int (v^2 - (5/2))v_2 h_0 d\mathbf{v}$ , and  $q_{r2} = \int v_2 (h_1 - dh_0/2) d\mathbf{v}$ . Similar equations can be written for the Rykov kinetic model.

The initial conditions describing the density impulse are  $h_0 = G_0$  and  $h_1 = (d/2)G_0$  at  $x_2 = 0$ , and  $h_0, h_1 = 0$  at  $x_2 \neq 0$ . Applying the Laplace–Fourier transform to (5.2) in the temporal–spatial domains, we obtain  $2\pi i(f_s - v_2)\hat{h}_0 = \hat{\mathcal{C}}_0 + G_0$  and  $2\pi i(f_s - v_2)\hat{h}_1 = \hat{\mathcal{C}}_1 + (d/2)G_0$ , where quantities with a hat denote the Laplace–Fourier transform of the corresponding quantities. The two algebraic equations are rewritten as  $2\pi i(f_s - v_2)\hat{h}_0 + v\hat{h}_0 = \hat{\mathcal{C}}_0 + G_0 + v\hat{h}_0$  and  $2\pi i(f_s - v_2)\hat{h}_1 + v\hat{h}_1 = \hat{\mathcal{C}}_1 + (d/2)G_0 + v\hat{h}_1$  with  $v = 2/\tau$ , which can then be solved in an iterative manner:

$$\left. \begin{aligned} \hat{h}_0^{j+1}(\mathbf{v}) &= \frac{\hat{\mathcal{C}}_0^j + G_0 + v\hat{h}_0^j}{2\pi i(f_s - v_2) + v}, \\ \hat{h}_1^{j+1}(\mathbf{v}) &= \frac{\hat{\mathcal{C}}_1^j + (d/2)G_0 + v\hat{h}_1^j}{2\pi i(f_s - v_2) + v}. \end{aligned} \right\} \quad (5.3)$$

The spectrum of the spontaneous RBS, according to (5.1), is calculated by

$$S(Kn, \omega, f_s) = \int \text{Re}(\hat{h}_0) d\mathbf{v}. \quad (5.4)$$

Given the Knudsen number  $Kn$ , viscosity index  $\omega$ , and frequency shift  $f_s$ , the iterations are terminated when the difference in the spectrum between two consecutive steps is smaller than  $10^{-6}$ . Our method takes about one minute to produce a line shape, which is much faster than the DSMC method used by Bruno *et al.* (2006).

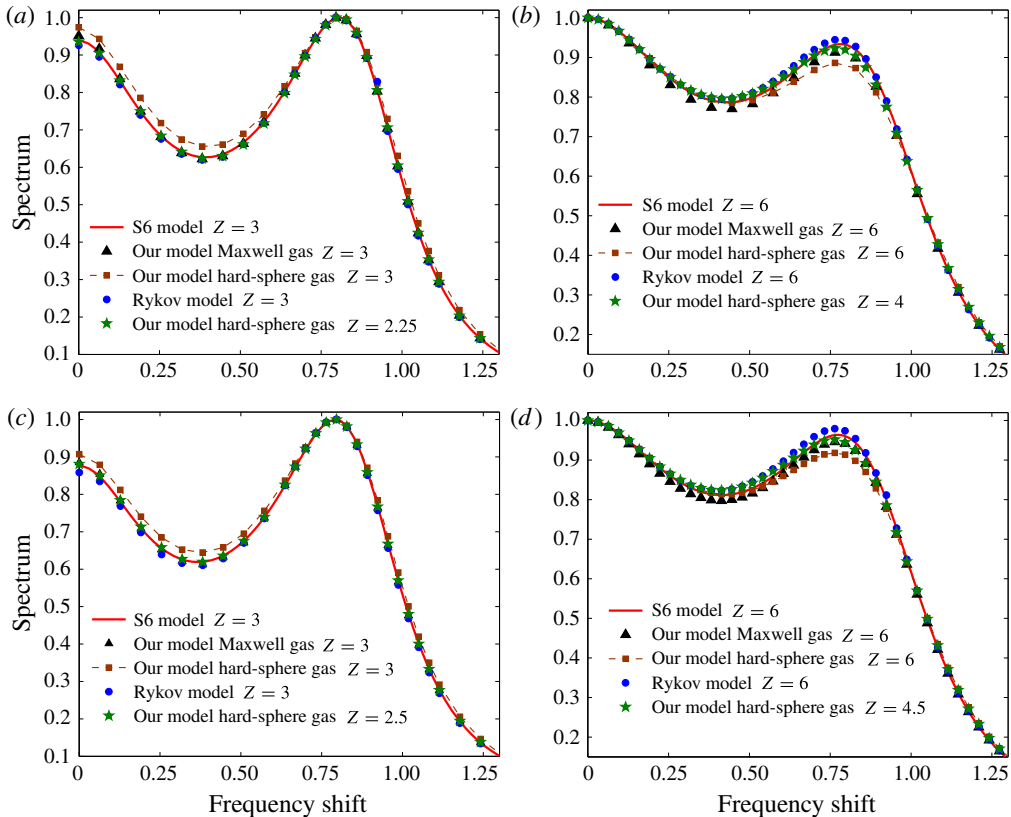


FIGURE 7. (Colour online) Spontaneous RBS spectra for different kinetic models and gas molecular models. In this and the following figures, the spectrum is normalized by its maximum value. (a) Diatomic gas  $Kn = 0.06$ ; (b) diatomic gas  $Kn = 0.08$ ; (c) nonlinear polyatomic gas  $Kn = 0.06$ ; (d) nonlinear polyatomic gas  $Kn = 0.08$ .

We first compare the spontaneous RBS spectra obtained from both the Rykov model and our kinetic model with those from the s6 kinetic model (Pan *et al.* 2004). We choose  $\delta = 1/1.33$  and  $\omega_0$  in the Rykov model and our kinetic model according to (2.13), while we choose  $\omega_1$  to make the Eucken factor equal to 1.9 and 1.75 for diatomic and nonlinear polyatomic gases, respectively. The s6 model is derived for a Maxwell gas, and in figure 7 we see that for this gas the three models yield almost identical results. When a hard-sphere gas is considered, the Rykov model produces the same results as for the Maxwell gas, while our kinetic model (3.1) predicts a relatively higher spectrum near the Rayleigh peak ( $f_s \sim 0$ ) when  $Kn = 0.06$  and a relatively lower spectrum near the Brillouin peak ( $f_s \sim 0.8$ ) when  $Kn = 0.08$ . We conclude that the intermolecular potential does indeed influence the spontaneous RBS spectrum of polyatomic gases.

Experimentally, the bulk viscosity is obtained by comparing the experimental spectra with those from the s6 model (Vieitez *et al.* 2010; Gu & Ubachs 2013). If the viscosity index of the gas is 0.5, some errors will be introduced. For instance, using the s6 model, the bulk viscosity is overpredicted by approximately 33% and 50%, respectively, in figure 7(a,b) for hard-sphere diatomic gases, and 20% and 33%, respectively, in figure 7(c,d) for hard-sphere nonlinear polyatomic gases.

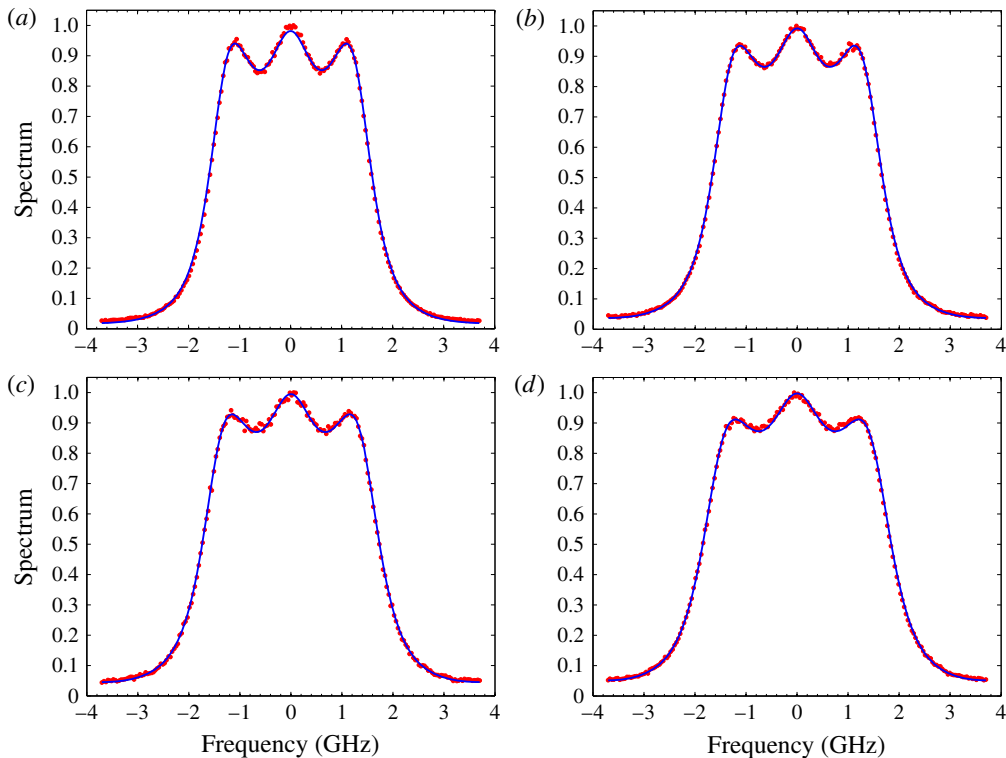


FIGURE 8. (Colour online) Spontaneous RBS spectra for nitrogen, comparing our model (lines) to the experimental data (dots) of Gu & Ubachs (2013). (a)  $T = 254.7$  K,  $P = 2.563$  bar; (b)  $T = 275.2$  K,  $P = 2.784$  bar; (c)  $T = 296.7$  K,  $P = 3.000$  bar; (d)  $T = 336.6$  K,  $P = 3.400$  bar. The fitted values of  $Z$  are (a) 1.8, (b) 2.3, (c) 2.6 and (d) 3.3.

Further numerical simulations show that the closer the viscosity index is to one, the smaller the error that is introduced when comparing experimental spontaneous RBS spectra with those of the s6 model.

Figure 8 compares the spontaneous RBS spectra of nitrogen produced by our model with the experimental data of Gu & Ubachs (2013). The experimental spectrum is the convolution of the spectrum  $S$  and the instrumental spectral response function, which can be found in Vieitez *et al.* (2010). In our simulation, we use  $\omega = 0.7383$ ,  $\mu = 1.656 \times 10^{-5} \text{ kg m}^{-1} \text{ s}^{-1}$  at  $T = 273.15$  K, and the effective wavelength  $\lambda = 259.4$  nm. Therefore, the shear viscosities in figure 8(a–d) are  $(1.57, 1.67, 1.76, 1.93) \times 10^{-5} \text{ kg m}^{-1} \text{ s}^{-1}$ , respectively. To extract the bulk viscosity, the convolved spectrum from our theory is multiplied by  $c_1$  and then added to  $c_2$ , where  $c_1$  and  $c_2$  are obtained by least-squares fitting; the standard error in the fitting is a function of  $Z$ . We choose the value of  $Z$  when the standard error is minimum. The resulting bulk viscosities in figure 8(a–d) are  $(0.75, 1.02, 1.22, 1.70) \times 10^{-5} \text{ kg m}^{-1} \text{ s}^{-1}$ , respectively.

## 5.2. Coherent Rayleigh–Brillouin scattering

In coherent RBS experiments (Grinstead & Barker 2000; Pan *et al.* 2002; Vieitez *et al.* 2010; Cornella *et al.* 2012), an individual molecule is subject to an external optical

dipole force. When the beam intensities are small, the spectrum can be obtained by solving the linearized Boltzmann equation. Since the density fluctuations are induced by the external optical dipole force, the coherent RBS spectra are different to the spontaneous ones.

With the characteristic flow length being the effective wavelength  $\lambda$ , (3.1) with the external optical potential is linearized to

$$\left. \begin{aligned} \frac{\partial h_0}{\partial t} + v_2 \frac{\partial h_0}{\partial x_2} - a \frac{\partial h_0}{\partial v_2} &= \mathcal{C}_0, \\ \frac{\partial h_1}{\partial t} + v_2 \frac{\partial h_1}{\partial x_2} - a \frac{\partial h_1}{\partial v_2} &= \mathcal{C}_1, \end{aligned} \right\} \quad (5.5)$$

where  $a = \cos(x_2 - f_d t)$  is the acceleration from the external optical potential, and  $f_d$  is the frequency difference between the two pump beams, which has been normalized by the characteristic frequency  $v_m/\lambda$ . Similar equations can be written for the Rykov model.

To find the coherent RBS spectrum, the Fourier transform is applied to (5.5) in both the spatial and temporal directions, and the resultant equations are solved in an iterative manner. That is, given the frequency difference  $f_d$ , Knudsen number  $Kn$ , and viscosity index  $\omega$ , we have the following iterative scheme:

$$\left. \begin{aligned} \overline{h}_0^{j+1}(\mathbf{v}) &= \frac{\overline{\mathcal{C}}_0^j + G_0 v_2 + v \overline{h}_0^j}{2\pi i(f_d - v_2) + \nu}, \\ \overline{h}_1^{j+1}(\mathbf{v}) &= \frac{\overline{\mathcal{C}}_1^j + (d/2)G_0 v_2 + v \overline{h}_1^j}{2\pi i(f_d - v_2) + \nu}, \end{aligned} \right\} \quad (5.6)$$

where an overline denotes a spatial-temporal Fourier transformation. Since the intensity of the scattered light is proportional to the square of the gas density variations (Pan *et al.* 2004), the spectrum of the coherent RBS is then given by:

$$S(Kn, \omega, f_d) = \left| \int \overline{h}_0 d\mathbf{v} \right|^2. \quad (5.7)$$

Starting from  $\tilde{h}_0 = \tilde{h}_1 = 0$ , the iterations are terminated when the relative error of  $S$  between two consecutive iteration steps is less than  $10^{-6}$ . We consider hard-sphere and Maxwell gases. The accuracy and efficiency of our kinetic model is outlined in appendix B.

Figure 9 shows the coherent RBS line shapes for polyatomic gases at  $Kn = 0.08$ . The influence of the molecular model is clear: the spectrum near the Rayleigh peak increases as the viscosity index decreases. The Rykov model, as expected, gives results that are independent of the molecular model and agree only with the Maxwell gas case.

The difference in spectra between different molecular models greatly affects the accuracy when measuring the bulk viscosity of polyatomic gases. Suppose the viscosity index of a gas is 0.5; if we compare the experimental line shape with that obtained from the s6 model (Pan *et al.* 2004) to extract the bulk viscosity, then the bulk viscosities in figure 9(a,c) are overpredicted by 43%, while the bulk viscosities in figure 9(b,d) are overpredicted by 100%. Generally speaking, the larger the  $Z$  value, the larger the overprediction. At room temperature, nitrogen and oxygen

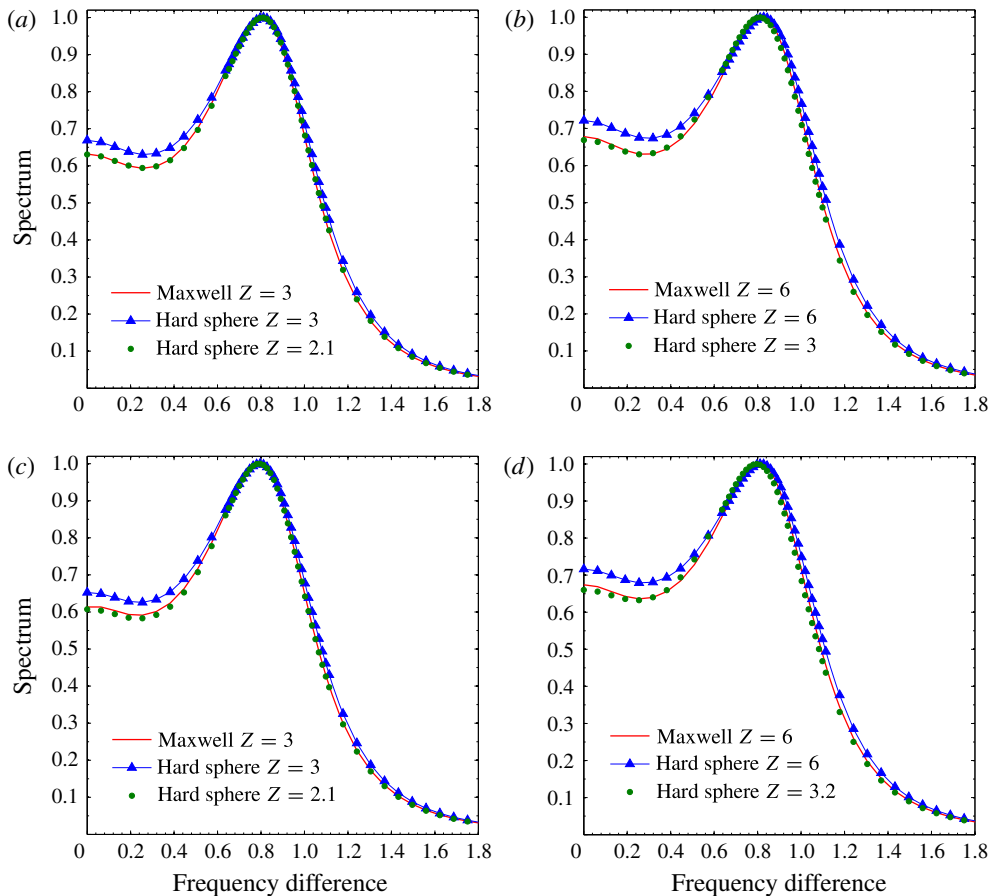


FIGURE 9. (Colour online) Coherent RBS spectra for hard-sphere and Maxwell gases, at  $Kn=0.08$ : (a) and (b) diatomic gases; (c) and (d) nonlinear polyatomic gases.

have viscosity indices close to 0.75. If one obtains  $Z=3$  and  $Z=6$  by comparing the experimental line shapes with those from the s6 kinetic model, then by comparing with our kinetic model the actual values are  $Z=2.5$  and  $Z=4$ , respectively.

Figure 10 compares the coherent RBS spectra of our model with the experimental data of Vieitez *et al.* (2010) for nitrogen at  $T=293$  K and  $\lambda=266$  nm. Our kinetic model predicts a bulk viscosity of  $1.21 \times 10^{-5}$  kg m $^{-1}$  s $^{-1}$ , which agrees well with the literature value  $1.28 \times 10^{-5}$  kg m $^{-1}$  s $^{-1}$  (Prangma, Alberga & Beenakker 1973).

## 6. Conclusions

We have proposed a kinetic model for the Boltzmann equation for non-vibrating polyatomic gases, based on the Rykov model for diatomic gases with a Jeans' relaxation model for the translational-rotational energy exchange. Transport coefficients, such as shear viscosity, bulk viscosity and thermal conductivities, derived by the Chapman-Enskog technique, were used to determine the model parameters. Comparisons with DSMC simulations showed that the new kinetic model improves the accuracy of the Rykov model. This is due to the introduction of a realistic

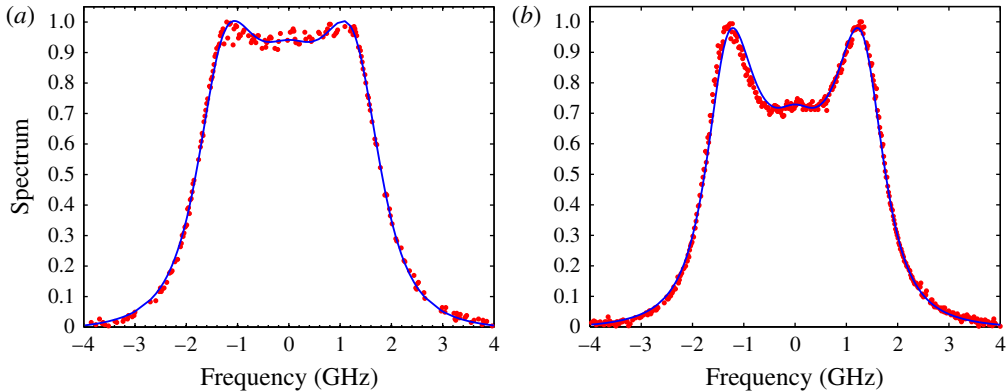


FIGURE 10. (Colour online) Coherent RBS spectra for nitrogen, comparing our model with  $Z = 2.6$  (lines) to the experimental data (dots) of Vieitez *et al.* (2010): (a)  $P = 2$  bar, (b)  $P = 3$  bar.

elastic relaxation time that is dependent on the molecular velocity. With this kinetic model, we investigated the flow rates in both Poiseuille and thermal creep flows of polyatomic gases, and the spectra of both spontaneous and coherent RBS. In Poiseuille/thermal creep flows, we found that the proposed kinetic model satisfies Onsager's reciprocity relations. We also showed how the molecular model affects flow properties, and evaluated the error in extracting the bulk viscosity from RBS experiments. The present model may therefore be useful in gas microflow simulations where the molecular model plays an important role, for instance thermally driven flows (Wu *et al.* 2014).

### Acknowledgements

Y.H.Z. thanks the UK's Royal Academy of Engineering (RAE) and the Leverhulme Trust for the award of an RAE/Leverhulme Senior Research Fellowship. This work is financially supported by the UK's Engineering and Physical Sciences Research Council (EPSRC) under grants EP/I036117/1 and EP/I011927/1. We thank Z. Gu and W. Ubachs for the experimental data on spontaneous Rayleigh–Brillouin scattering.

### Appendix A. Transport coefficients from kinetic model equations

We use the Chapman–Enskog expansion (Chapman & Cowling 1970) to obtain transport coefficients (such as the shear viscosity, bulk viscosity and thermal conductivities) from the Rykov kinetic model (2.3) for non-vibrating polyatomic gases.

When the system is close to equilibrium, the distribution function can be expanded as  $f = f_0 + f_1$ , where

$$f_0 = n \left( \frac{m}{2\pi kT} \right)^{3/2} \exp \left( \frac{-mc^2}{2kT} \right) \frac{2 (kT)^{-d/2}}{d\Gamma(d/2)} \exp \left( -\frac{I^2/d}{kT} \right) \quad (\text{A } 1)$$

is the global equilibrium distribution function and  $f_1$  is the perturbed distribution function satisfying  $|f_1| \ll 1$ . Linearizing the reference distribution functions  $g_r$  and  $g_r$



around the equilibrium temperature  $T$ , and considering the fact that  $|T_t - T| \ll 1$ , and  $\mathbf{q}_t$  and  $\mathbf{q}_r$  are small, it is found that

$$\begin{aligned} f_1 = & -\tau \left( \frac{\partial f_0}{\partial t} + \mathbf{v} \cdot \frac{\partial f_0}{\partial \mathbf{x}} \right) + \left( 1 - \frac{1}{Z} \right) \frac{T_t - T}{T} f_0 \left[ \left( \frac{mc^2}{2kT} - \frac{3}{2} \right) - \frac{3}{d} \left( \frac{I^{2/d}}{kT} - \frac{d}{2} \right) \right] \\ & + \left( 1 - \frac{1}{Z} \right) f_0 \left[ \frac{2m\mathbf{q}_t \cdot \mathbf{c}}{15kTp} \left( \frac{mc^2}{2kT} - \frac{5}{2} \right) + \frac{2(1-\delta)m\mathbf{q}_r \cdot \mathbf{c}}{d kTp} \left( \frac{I^{2/d}}{kT} - \frac{d}{2} \right) \right] \\ & + \frac{1}{Z} f_0 \left[ \omega_0 \frac{2m\mathbf{q}_t \cdot \mathbf{c}}{15kTp} \left( \frac{mc^2}{2kT} - \frac{5}{2} \right) + \frac{2(1-\delta)\omega_1 m\mathbf{q}_r \cdot \mathbf{c}}{d kTp} \left( \frac{I^{2/d}}{kT} - \frac{d}{2} \right) \right], \end{aligned} \quad (\text{A } 2)$$

where, according to Chapman & Cowling (1970), we have

$$\begin{aligned} \frac{\partial f_0}{\partial t} + \mathbf{v} \cdot \frac{\partial f_0}{\partial \mathbf{x}} = & f_0 \left[ \frac{2d}{3(d+3)} \left( \frac{mc^2}{2kT} - \frac{3}{2} \right) - \frac{2}{d+3} \left( \frac{I^{2/d}}{kT} - \frac{d}{2} \right) \right] \frac{\partial U_k}{\partial x_k} \\ & + f_0 \frac{m}{2kT} c_{<i>c_j>} \frac{\partial U_{<i>}}{\partial x_{j>}} + f_0 \left[ \left( \frac{mc^2}{2kT} - \frac{5}{2} \right) + \left( \frac{I^{2/d}}{kT} - \frac{d}{2} \right) \right] \mathbf{c} \cdot \nabla \ln T, \end{aligned} \quad (\text{A } 3)$$

with  $c_{<i>c_j>} = c_i c_j - c^2 \delta_{ij}/3$ ,  $\partial U_{<i>}/\partial x_{j>} = (\partial U_i/\partial x_j) + (\partial U_j/\partial x_i) - 2/3(\partial U_k/\partial x_k)\delta_{ij}$ , and  $\delta_{ij}$  being the Kronecker delta function.

The pressure tensor  $P_{ij} = \int (f_0 + f_1) m c_i c_j d\mathbf{v} d\mathbf{I}$  is

$$P_{ij} = \left( p_t + \frac{p - p_t}{Z} \right) \delta_{ij} - p\tau \frac{\partial U_{<i>}}{\partial x_{j>}} - \frac{2d}{3(d+3)} p\tau \frac{\partial U_k}{\partial x_k} \delta_{ij}. \quad (\text{A } 4)$$

Taking the trace of  $P_{ij}$ , we obtain  $p - p_t = (2dZ/3(d+3))p\tau(\partial U_k/\partial x_k)$ . Substituting this expression into (A 4), we obtain

$$P_{ij} = p\delta_{ij} - p\tau \frac{\partial U_{<i>}}{\partial x_{j>}} - \frac{2Z}{3(d+3)} p\tau \frac{\partial U_k}{\partial x_k} \delta_{ij}. \quad (\text{A } 5)$$

So the shear viscosity is  $\mu = p\tau$ , while the bulk viscosity is  $\varpi = 2dZ\mu/3(d+3)$ . Note that the shear viscosity is derived under the assumption  $|T_t - T| \ll 1$  and, physically, the relaxation time is related to the translational temperature instead of the rotational temperature. Therefore, the shear viscosity and the bulk viscosity are expressed as follows:

$$\mu(T_t) = p_t\tau, \quad \varpi(T_t) = \frac{2dZ}{3(d+3)} p_t\tau. \quad (\text{A } 6a,b)$$

Similarly, the heat fluxes  $\mathbf{q}_t$  and  $\mathbf{q}_r$ , which are related to the transfer of translational and rotational energies, are given by

$$\left. \begin{aligned} \mathbf{q}_t = & -\frac{15k}{4m} \mu \left( 1 + \frac{1 - \omega_0}{2Z} \right)^{-1} \nabla T \equiv -\kappa_t \nabla T, \\ \mathbf{q}_r = & -\frac{dk}{2\delta m} \mu \left[ 1 + \frac{(1-\delta)(1-\omega_1)}{\delta Z} \right]^{-1} \nabla T \equiv -\kappa_r \nabla T, \end{aligned} \right\} \quad (\text{A } 7)$$

where  $\kappa_t$  and  $\kappa_r$  are the coefficients of the translational and rotational thermal conductivity, respectively. Finally, the Eucken factor is

$$f_{eu} = \frac{2m(\kappa_t + \kappa_r)}{(d+3)k\mu} = \frac{15}{2(d+3)} \left/ \left( 1 + \frac{1-\omega_0}{2Z} \right) \right. + \frac{d}{\delta(d+3)} \left/ \left[ 1 + \frac{(1-\delta)(1-\omega_1)}{\delta Z} \right] \right. . \quad (\text{A } 8)$$

For diatomic gases, the transport coefficients are the same as those found by Rykov & Skobelkin (1978).

## Appendix B. Accuracy of our model for coherent RBS

We validate our kinetic model by comparing the coherent RBS line shape with those produced by the DSMC method and by Pan's s6 model (Pan *et al.* 2004).

We solve the nonlinear Boltzmann equation using the DSMC method with the Larsen–Borgnakke translational–rotational energy exchange scheme. Unlike the DSMC method used by Cornella *et al.* (2012), which solves at each frequency difference, we solve for the whole line shape in a single run using *dsmcFoam*. The key point is to use the broadband acceleration where each frequency difference has equal amplitude:

$$a(x_2, t) = a_0 \sqrt{\frac{2k_B T_0}{m}} \cos\left(\frac{2\pi}{\lambda} x_2\right) \frac{\sin(2\pi f_m t)}{t}, \quad (\text{B } 1)$$

where  $a_0$  is a constant and  $f_m$  is the maximum frequency difference. We choose  $a_0 = 0.07$  to keep a relatively high signal-to-noise ratio that still enables us to linearize the Boltzmann equation (this is validated for monatomic gases by solving the nonlinear Boltzmann equation using DSMC and comparing the obtained spectra with those from the linearized Boltzmann equation solved by the fast spectral method). To cover all frequency differences,  $f_m$  is set to be approximately 10 times the characteristic frequency.

In the DSMC simulations, approximately 10 million simulated particles are uniformly distributed in the spatial domain from  $x_2 = 0$  to  $\lambda$ . The initial Maxwellian distribution is sampled at a given molecular number density, zero bulk velocity and equilibrium temperature. The length of the spatial cell is about a quarter of the molecular mean free path, and periodic boundary conditions are employed. The variable hard-sphere model is used to model the binary collisions. We record  $\rho(t) = \int_0^\lambda n(x_2, t) \cos(2\pi x_2/\lambda) dx_2$  at each time step. When the simulation is finished, we take the Fourier transformation of  $\rho(t)$  to obtain the spectrum, i.e.

$$S(Kn, \omega, f_d) = \left| \int e^{-i2\pi f_d t} \rho(t) dt \right|^2. \quad (\text{B } 2)$$

Figure 11(a) shows that our kinetic model (3.1) can predict accurate coherent RBS spectra, as compared to those from the DSMC method. Since the spatial variable has been eliminated, and (5.6) is solved using the fast spectral method, we obtain one line shape in about one minute (on a PC with an Intel Xenon 3.3 GHz CPU). However, the DSMC method takes approximately 5 h on the same PC to obtain a line shape. This demonstrates the accuracy of our kinetic model and efficiency of the numerical method: our method is approximately 300 times faster than the DSMC method.

We have also compared our model results with those from the s6 kinetic model. Note that the s6 model is derived for Maxwell molecules, so we choose the viscosity

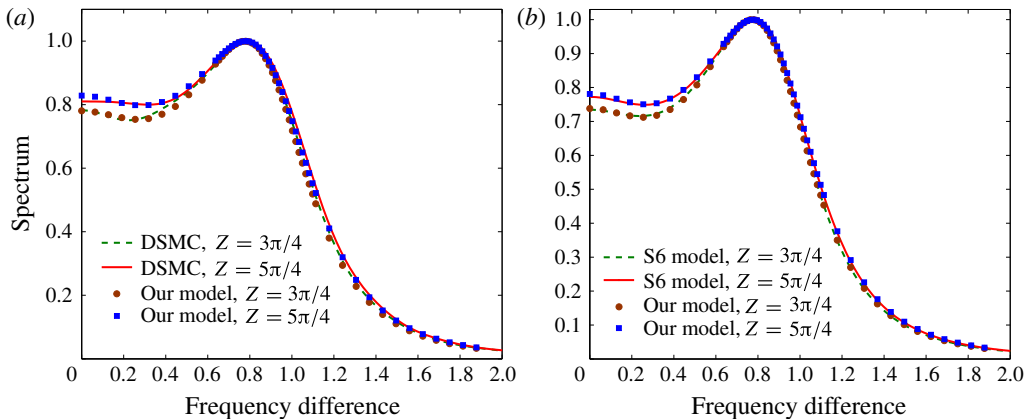


FIGURE 11. (Colour online) Coherent RBS spectra generated by DSMC, the s6 model, and our kinetic model for (a) hard-sphere and (b) Maxwell diatomic gases, at  $Kn = 0.1$ .

index  $\omega = 1$  in our kinetic model. Good agreement between the s6 model and our model can be seen in the results in figure 11(b).

#### REFERENCES

- ANDRIES, P., LE TALLEC, P., PERLAT, J. & PERTHAME, B. 2000 The Gaussian-BGK model of Boltzmann equation with small Prandtl number. *Eur. J. Mech. (B/Fluids)* **19**, 813–830.
- BIRD, G. A. 1994 *Molecular Gas Dynamics and the Direct Simulation of Gas Flows*. Oxford University Press.
- BORGNACKE, C. & LARSEN, P. 1975 Statistical collision model for Monte Carlo simulation of polyatomic gas mixture. *J. Comput. Phys.* **18** (4), 405–420.
- BRUNO, D., CAPITELLI, M., LONGO, S. & MINELLI, P. 2006 Monte Carlo simulation of light scattering spectra in atomic gases. *Chem. Phys. Lett.* **422**, 571–574.
- BUET, C. 1997 Conservative and entropy schemes for the Boltzmann collision operator of polyatomic gases. *Math. Models Meth. Appl. Sci.* **7**, 165–192.
- CERCIGNANI, C. 1990 *Mathematical Methods in Kinetic Theory*. Plenum.
- CHAPMAN, S. & COWLING, T. G. 1970 *The Mathematical Theory of Non-uniform Gases*. Cambridge University Press.
- CLARK, N. A. 1975 Inelastic light scattering from density fluctuations in dilute gases. The kinetic-hydrodynamic transition in a monatomic gas. *Phys. Rev. A* **12** (1), 232–244.
- CORNELLA, B. M., GIMELSHAIN, S. F., SHNEIDER, M. N., LILLY, T. C. & KETSDEVER, A. D. 2012 Experimental and numerical analysis of narrowband coherent Rayleigh–Brillouin scattering in atomic and molecular species. *Opt. Express* **20** (12), 12975–12986.
- FERNANDES, A. S. & MARQUES, W. 2007 Kinetic model analysis of time-dependent problems in polyatomic gases. *Physica A* **373**, 97–118.
- GALKIN, V. S. & RUSAKOV, S. V. 2005 Burnett’s model of the structure of a shock wave in a molecular gas. *Z. Angew. Math. Mech.* **69**, 380–387.
- GARCIA-COLIN, L. S., VELASCO, R. M. & URIBE, F. J. 2008 Beyond the Navier–Stokes equations: Burnett hydrodynamics. *Phys. Rep.* **465**, 149–189.
- GERAKIS, A., SHNEIDER, M. N. & BARKER, P. F. 2013 Single-shot coherent Rayleigh–Brillouin scattering using a chirped optical lattice. *Opt. Lett.* **38** (21), 4449–4452.
- GHAEM-MAGHAMI, V. & MAY, A. D. 1980 Rayleigh–Brillouin spectrum of compressed He, Ne and Ar. I. Scaling. *Phys. Rev. A* **22**, 692–697.

- GORJI, M. H. & JENNY, P. 2013 A Fokker–Planck based kinetic model for diatomic rarefied gas flows. *Phys. Fluids* **25**, 062002.
- GORJI, M. H., TORRILHON, M. & JENNY, P. 2011 Fokker–Planck model for computational studies of monatomic rarefied gas flows. *J. Fluid Mech.* **680**, 574–601.
- GREENSHIELDS, C. J. & REESE, J. M. 2007 The structure of shock waves as a test of Brenner’s modifications to the Navier–Stokes equations. *J. Fluid Mech.* **580**, 407–429.
- GRINSTEAD, J. H. & BARKER, P. F. 2000 Coherent Rayleigh scattering. *Phys. Rev. Lett.* **85**, 1222.
- GU, X. J. & EMERSON, D. R. 2009 A high-order moment approach for capturing non-equilibrium phenomena in the transition regime. *J. Fluid Mech.* **636**, 177–216.
- GU, Z. & UBACHS, W. 2013 Temperature-dependent bulk viscosity of nitrogen gas determined from spontaneous Rayleigh–Brillouin scattering. *Opt. Lett.* **38** (7), 1110–1112.
- HAAS, B. L., HASH, D. B., BIRD, G. A., LUMPKIN, F. E. III & HASSAN, H. A. 1994 Rates of thermal relaxation in direct simulation Monte Carlo methods. *Phys. Fluids* **6**, 2191–2201.
- HADJICONSTANTINO, N. G., GARCIA, A. L., BAZANT, M. Z. & HE, G. 2003 Statistical error in particle simulations of hydrodynamic phenomena. *J. Comput. Phys.* **187** (1), 274–297.
- HOLWAY, L. H. 1966 New statistical models for kinetic theory: methods of construction. *Phys. Fluids* **9**, 1658–1673.
- HUANG, A. B. & GIDDENS, D. P. 1967 The discrete ordinate method for the linearized boundary value problems in kinetic theory of gases. In *Rarefied Gas Dynamics* (ed. C. L. Brundin), Advances in Applied Mechanics, vol. 1, pp. 481–504. Academic.
- KUŠČER, I. 1991 Models of energy exchange in polyatomic gases. *Oper. Theory Adv. Appl.* **51**, 180–188.
- LARINA, I. N. & RYKOV, V. A. 2010 Kinetic model of the Boltzmann equation for a diatomic gas with rotational degrees of freedom. *Comput. Math. Math. Phys.* **50** (12), 2130–2188.
- LIU, S., YU, P. B., XU, K. & ZHONG, C. 2014 Unified gas-kinetic scheme for diatomic molecular simulations in all flow regimes. *J. Comput. Phys.* **259**, 96–113.
- MARQUES, W. JR 2007 Coherent Rayleigh–Brillouin scattering in binary gas mixtures. *J. Stat. Mech.* **2007**, P03013.
- MASON, E. A. & MONCHICK, L. 1962 Heat conductivity of polyatomic and polar gases. *J. Chem. Phys.* **36**, 1622–1639.
- MIEUSSENS, L. & STRUCHTRUP, H. 2004 Numerical comparison of Bhatnagar–Gross–Krook models with proper Prandtl number. *Phys. Fluids* **16** (8), 2297–2813.
- MORSE, T. F. 1964 Kinetic model for gases with internal degrees of freedom. *Phys. Fluids* **7**, 159–169.
- MOUHOT, C. & PARESCHI, L. 2006 Fast algorithms for computing the Boltzmann collision operator. *Maths Comput.* **75** (256), 1833–1852.
- MUNAFÒ, A., HAACK, J. R., GAMBA, I. M. & MAGIN, T. E. 2014 A spectral-Lagrangian Boltzmann solver for a multi-energy level gas. *J. Comput. Phys.* **264**, 152–176.
- NYELAND, C. & BILLING, G. D. 1988 Transport coefficients of diatomic gases: internal-state analysis for rotational and vibrational degrees of freedom. *J. Phys. Chem.* **92**, 1752–1755.
- PAN, X., SHNEIDER, M. N. & MILES, R. B. 2002 Coherent Rayleigh–Brillouin scattering. *Phys. Rev. Lett.* **89** (18), 183001.
- PAN, X., SHNEIDER, M. N. & MILES, R. B. 2004 Coherent Rayleigh–Brillouin scattering in molecular gases. *Phys. Rev. A* **69**, 033814.
- PARKER, G. L. 1959 Rotational and vibrational relaxation in diatomic gases. *Phys. Fluids* **2**, 449–462.
- PRANGSMA, G. J., ALBERGA, A. H. & BEENAKKER, J. J. M. 1973 Ultrasonic determination of the volume viscosity of N<sub>2</sub>, CO, CH<sub>4</sub> and CD<sub>4</sub> between 77 and 300 K. *Physica* **64**, 278–288.
- RAHIMI, B. & STRUCHTRUP, H. 2014 Capturing non-equilibrium phenomena in rarefied polyatomic gases: a high-order macroscopic model. *Phys. Fluids* **26**, 052001.
- RANA, A., TORRILHON, M. & STRUCHTRUP, H. 2013 A robust numerical method for the R13 equations of rarefied gas dynamics: application to lid driven cavity. *J. Comput. Phys.* **236**, 169–186.
- ROBBEN, F. & TALBOT, L. 1966 Experimental study of the rotational distribution function of nitrogen in a shock wave. *Phys. Fluids* **9**, 653–662.

- RYKOV, V. 1975 A model kinetic equation for a gas with rotational degrees of freedom. *Fluid Dyn.* **10**, 959–966.
- RYKOV, V. A. & SKOBELKIN, V. N. 1978 Macroscopic description of the motions of a gas with rotational degrees of freedom. *Fluid Dyn.* **13** (1), 144–147.
- SCANLON, T. J., ROOHI, E., WHITE, C., DARBANDI, M. & REESE, J. M. 2010 An open source, parallel DSMC code for rarefied gas flows in arbitrary geometries. *Comput. Fluids* **39** (10), 2078–2089.
- SHAKHOV, E. M. 1968 Generalization of the Krook kinetic relaxation equation. *Fluid Dyn.* **3** (5), 95–96.
- SHARIPOV, F. & BERTOLDO, G. 2009 Poiseuille flow and thermal creep based on the Boltzmann equation with the Lennard-Jones potential over a wide range of the Knudsen number. *Phys. Fluids* **21**, 067101.
- SUGAWARA, A., YIP, S. & SIROVICH, L. 1968 Spectrum of density fluctuations in gases. *Phys. Fluids* **11** (5), 925–932.
- TCHEREMISSINE, F. G. & AGARWAL, R. K. 2008 Computations of hypersonic shock waves in diatomic gases using the generalized Boltzmann equation. In *26th International Symposium on Rarefied Gas Dynamics, Kyoto, Japan, 21–25 July* (ed. T. Abe), American Institute of Physics.
- TENTI, G., BOLEY, C. & DESAI, R. 1974 On the kinetic model description of Rayleigh–Brillouin scattering from molecular gases. *Can. J. Phys.* **52**, 285–290.
- TITAREV, V. A. & SHAKHOV, E. M. 2012 Poiseuille flow and thermal creep in a capillary tube on the basis of the kinetic R-model. *Fluid Dyn.* **47** (5), 661–672.
- VIEITEZ, M. O., VAN DUJN, E. J., UBACHS, W., WITSCHAS, B., MEIJER, A., DE WIJN, A. S., DAM, N. J. & VAN DE WATER, W. 2010 Coherent and spontaneous Rayleigh–Brillouin scattering in atomic and molecular gases and gas mixtures. *Phys. Rev. A* **82**, 043836.
- WANG-CHANG, C. S. & UHLENBECK, G. E. 1951 Transport phenomena in polyatomic gases. *Research Rep.* CM-681. University of Michigan Engineering.
- WU, L., REESE, J. M. & ZHANG, Y. H. 2014 Solving the Boltzmann equation by the fast spectral method: application to microflows. *J. Fluid Mech.* **746**, 53–84.
- WU, L., WHITE, C., SCANLON, T. J., REESE, J. M. & ZHANG, Y. H. 2013 Deterministic numerical solutions of the Boltzmann equation using the fast spectral method. *J. Comput. Phys.* **250**, 27–52.
- XU, K. & HUANG, J. C. 2011 An improved unified gas-kinetic scheme and the study of shock structures. *IMA J. Appl. Maths* **76**, 698–711.