

Cross-Coupling

Chemoselective Boronic Ester Synthesis by Controlled Speciation**

James W. B. Fyfe, Ciaran P. Seath, and Allan J. B. Watson*

Abstract: Control of boronic acid solution speciation is presented as a new strategy for the chemoselective synthesis of boronic esters. Manipulation of the solution equilibria within a cross-coupling milieu enables the formal homologation of aryl and alkenyl boronic acid pinacol esters. The generation of a new, reactive boronic ester in the presence of an active palladium catalyst also facilitates streamlined iterative catalytic C–C bond formation and provides a method for the controlled oligomerization of sp^2 -hybridized boronic esters.

Boronic acids and their associated derivatives are extensively used for C–C and C–X bond formation.^[1,2] Many of these chemistries rely upon passive control of the solution speciation, that is, a catalyst chemoselectively engages one component of a larger mixture with the associated solution equilibria, enabling full conversion into the subsequent intermediate or product. An excellent exemplar of this is the Suzuki–Miyaura reaction which is contingent upon chemoselective engagement of a specific boron species by a transient palladium(II) intermediate.^[3,4] Boron solution speciation can be complex and the deliberate and chemoselective control of the equilibria associated with a mixture of boron species has, to our knowledge, not been described.

Common methods for the preparation of sp^2 boronic acid pinacol (BPin) esters generally rely upon the stoichiometric manipulation of a single boron species (Figure 1a). Typical processes include treatment of a nucleophilic organometallic species with, for example, $B(OEt)_3$ followed by hydrolysis and esterification with pinacol.^[2,5] More contemporary processes use transition-metal catalysts with B_2Pin_2 or HBPIn to furnish the same target compounds either by C–X cross-coupling or C–H activation processes.^[6] In contrast, chemoselective control of a mixture of boron species is more challenging, requiring simultaneous manipulation of multiple equilibria. Accordingly, chemoselective synthesis of a boronic ester based on the control of speciation is a concept that would represent a fundamental advance in the field and provide new opportunities for iterative synthesis by facilitating access to high value components which may be further elaborated.

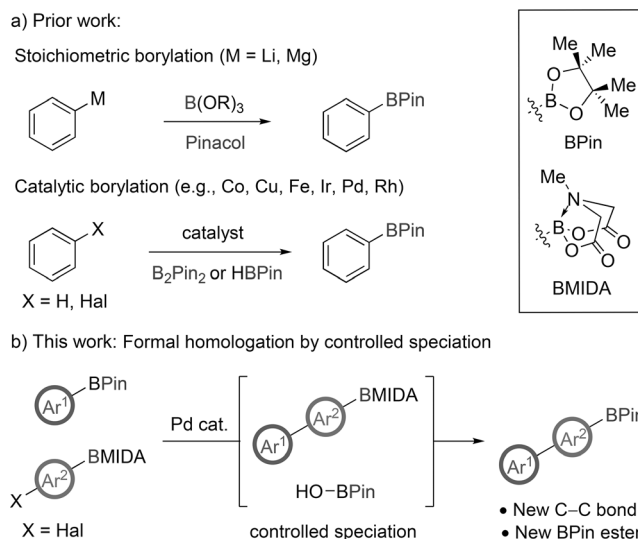
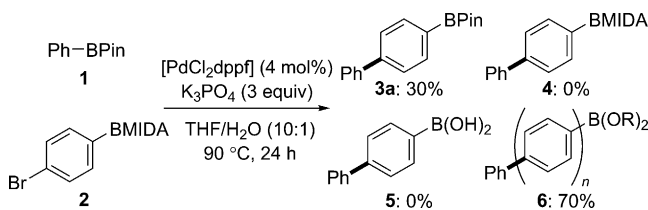


Figure 1. Strategy for chemoselective synthesis of BPin esters by controlled speciation. Hal = halogen, Pin = pinacolato, MIDA = *N*-methyliminodiacetic acid.

Herein we show that controlling the solution equilibria of boronic acid pinacol (BPin) and *N*-methyliminodiacetic acid (BMIDA) esters^[7] during the course of a Suzuki–Miyaura cross-coupling event enables chemoselective formal homologation^[8] of BPin esters (Figure 1b). We also demonstrate the utility of this method to facilitate efficient iterative C–C bond formation^[9] and to enable the controlled oligomerization of sp^2 -hybridized BPin esters.

We first examined the formal homologation reaction in a benchmark process with PhBPin (**1**), 4-bromophenylboronic acid MIDA ester (**2**), a conventional palladium catalyst ($[PdCl_2dppf]$), using 10:1 THF/ H_2O (22 equiv H_2O), and K_3PO_4 or Cs_2CO_3 (3 equiv) as the base (Scheme 1).^[10,11] Pleasingly, we found that K_3PO_4 provided the desired product **3a** in 30% conversion with the mass balance consisting of oligomeric material (**6**): no BMIDA ester (**4**) or boronic acid



Scheme 1. Initial studies of the formal homologation reaction.^[11] dppf = 1,1'-bis(diphenylphosphino)ferrocene, THF = tetrahydrofuran.

[*] J. W. B. Fyfe, C. P. Seath, Dr. A. J. B. Watson
WestCHEM, Department of Pure and Applied Chemistry
University of Strathclyde
295 Cathedral Street, Glasgow, G1 1XL (UK)
E-mail: allan.watson.100@strath.ac.uk

[**] This work was supported by the EPSRC. We thank the EPSRC UK National Mass Spectrometry Facility at Swansea University for analyses and GlaxoSmithKline for financial support.

Supporting information for this article is available on the WWW under <http://dx.doi.org/10.1002/anie.201406714>.

(5) was observed. Cs₂CO₃ was slightly less effective (27% conversion into **3a**).

Based on these initial results, a survey of potassium bases demonstrated that K₃PO₄ was optimal, with those of higher and lower pK_{aH} providing significantly less control and leading to either poor cross-coupling or oligomeric products.^[11] Similarly, variation of the phosphate counteranion was not tolerated. As expected, the reaction efficiency was found to rely primarily on the stoichiometry of the base and H₂O (Table 1).^[11] An in depth analysis of H₂O and K₃PO₄

Table 1: Optimization of the formal homologation reaction.^[a]

Entry	Base	Base equiv	H ₂ O equiv	3a Yield [%] ^[b]
1	K ₃ PO ₄	3	22	30
2	K ₃ PO ₄	2	22	24
3	K ₃ PO ₄	1	22	13
4	K ₃ PO ₄	3	50	26
5	K ₃ PO ₄	3	10	90
6	K ₃ PO ₄	3	5	96
7	K ₃ PO ₄	3	1	87

[a] All reactions run on a 0.25 mmol scale in 1 mL THF.^[11] [b] Determined by HPLC analysis using an internal standard.

stoichiometry revealed that both the cross-coupling and subsequent boron solution speciation could be effectively controlled using 5 equivalents H₂O with 3 equivalents K₃PO₄ to provide 96% conversion into the desired product (entry 6). Decreasing the quantity of K₃PO₄ (entries 2 and 3) and significantly increasing the quantity of H₂O (entries 1 and 4) was not tolerated and led to increased oligomerization. Marginal changes to the H₂O loading (entries 5 and 7) were tolerated but slightly less effective. Analysis of the reaction time course revealed that under the optimized reaction conditions the initial cross-coupling event was complete in approximately 1 hour with the remaining reaction time (approx. 23 h) required to channel the equilibria to the desired product. Similarly, heating to 90 °C was essential to drive the equilibria to the desired BPin product **3a**: lower temperatures delivered mixtures of **3a**, **4**, and **5**.^[11]

Having identified the optimal reaction conditions for this speciation controlled chemoselective boronic ester synthesis, we next examined the scope of both the BPin and BMIDA coupling partners (Figure 2). A broad range of common functional groups was tolerated including ethers, esters, amides, nitriles, olefins, and heterocyclic residues (**3a-r**). In addition, the reaction was also amenable to the synthesis of olefinic BPin adducts (**3s-x**), which progress through the protodeboronation-prone vinyl boronic acid intermediates.^[7a] For reactions where the initial cross-coupling was found to be slow, uncontrolled oligomerization was problematic. However, this was readily resolved through use of a more active catalyst system (Pd(OAc)₂, SPhos; **3c**, **3j**, **3o**, and **3q**).

The ability to generate a new, reactive boronic ester in the presence of an active palladium catalyst offers opportunities for the development of a streamlined iterative catalytic bond formation. Current approaches to iterative bond formation using MIDA boronic esters have relied upon the cross-

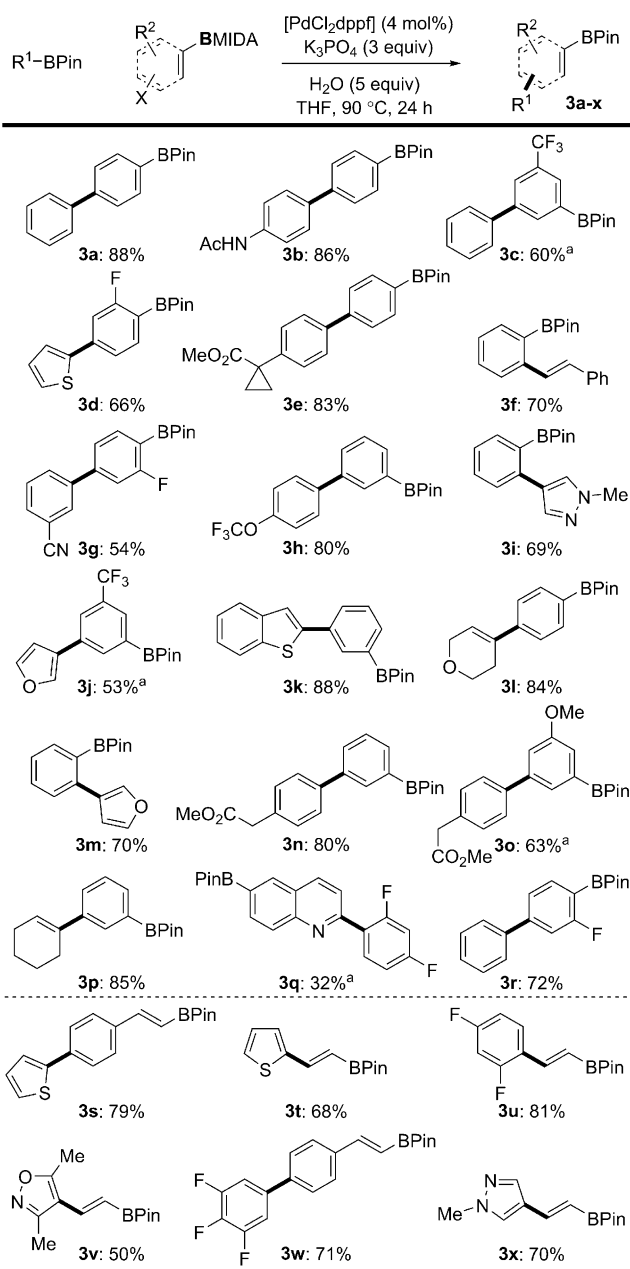
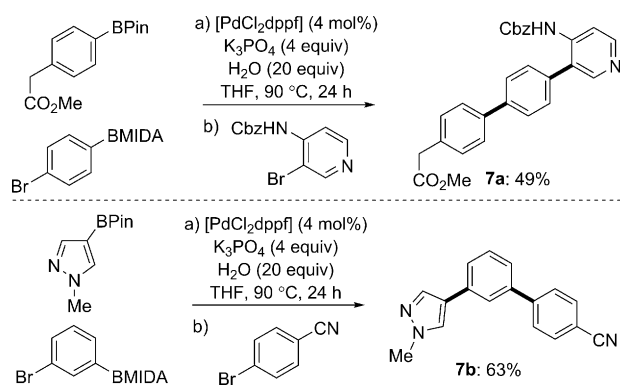
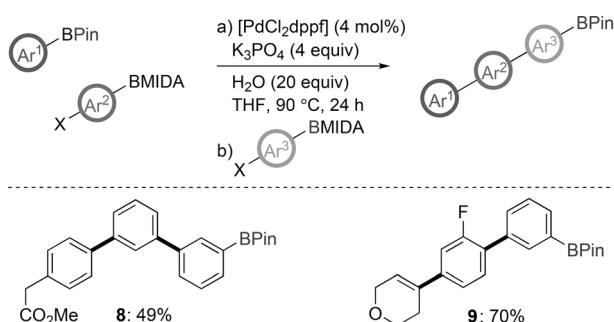


Figure 2. Scope of the formal homologation reaction with aryl boronic acid MIDA esters. All yields are those of the isolated products. X = Cl, Br, I. [a] Using Pd(OAc)₂ (4 mol%) and SPhos (8 mol%).^[11]

coupling of a conjunctive MIDA boronic ester, deprotection, and a subsequent cross-coupling.^[9] In contrast, generation of a new BPin using our controlled speciation approach provides a more step-efficient process (Scheme 2). Following completion of the formal homologation reaction, addition of a second aryl bromide to the reaction vessel provides expedient access to triaryl adducts, such as the methyl ester of an LPA₁ antagonist (**7a**),^[12] without the requirement for additional catalyst or additives and avoiding any intervening isolation, intermediate modification (e.g., deprotection), or purification steps.^[13]



Scheme 2. Streamlined iterative arylation enabled by controlled speciation.^[11] Cbz = benzyloxycarbonyl.



Scheme 3. Controlled oligomerization by sequential formal homologation.^[11]

To further challenge the applicability of our methodology, we sought to establish a method for controlled oligomerization (Scheme 3). Reaction of a BPIn with two haloaryl BMIDA partners enables a double formal sp^2 BPIn homologation to provide the products **8** and **9**. In this process, two new C–C bonds are formed and pinacol is chemoselectively and stoichiometrically transferred over multiple boronic/boric ester species.

Careful control of both the nature of the base and the stoichiometric relationship between base and H_2O was crucial to the development of our reaction. MIDA boronic esters are base labile and require anhydrous cross-coupling conditions to avoid premature hydrolysis, which would lead to uncontrolled oligomerization. Accordingly, the base employed for this reaction was key and played three critical roles: 1) enabling suitably efficient cross-coupling, 2) sequestering H_2O to ensure the integrity of the MIDA esters during cross-coupling, and 3) governing the speciation events.

The base profoundly impacts upon the transmetalation and reductive elimination events of the Suzuki–Miyaura reaction with the counteraction being non-innocent in these processes.^[4] In accordance with previous studies,^[4] the rate of cross-coupling was found to be diminished when using bases weaker than PO_4^{3-} (e.g., $F_3CCO_2^-$, AcO^-), with stronger bases (HO^- , $tBuO^-$) proving incompatible with the MIDA esters. The effect of counterions other than K^+ was remarkable: harder cations (Li^+ , Na^+) were detrimental and Cs^+ also

exhibited a negative effect.^[4e,11] The key to reconciling the stability of the BMIDA esters with the aqueous base required to control speciation downstream of the cross-coupling event was found through establishing an internal H_2O reservoir by exploiting the hygroscopicity of the inorganic base and the associated aqueous biphasic system. Many common inorganic bases are hygroscopic and generate stable hydrates as well as saturated aqueous solutions of low relative humidity.^[10] We have found that a suitable quantity of K_3PO_4 , which forms a stable tetrahydrate,^[10] possesses the ideal balance of hygroscopicity to sequester a controlled quantity of H_2O to efficiently mitigate the hydrolysis of the MIDA esters and provide effective cross-coupling while simultaneously generating a basic biphasic system of sufficient pH to control the base-dependent boric acid and boronic acid equilibria.

In summary, we have shown that the solution speciation of boronic acids can be chemoselectively controlled to enable the formal homologation of boronic acid pinacol esters. The reaction is tolerant of aryl and vinyl functionality as both the pinacol donor and acceptor, respectively, and enables streamlined iterative cross-coupling as well as a method for controlled oligomerization. This study provides a conceptually new approach for the preparation of boronic acid derivatives to facilitate efficient iterative bond formation.

Received: June 30, 2014

Revised: September 2, 2014

Published online: September 29, 2014

Keywords: boron · chemoselectivity · cross-coupling · oligomerization · palladium

- [1] *Science of Synthesis Cross Coupling and Heck-Type Reactions* (Eds.: G. A. Molander, J. P. Wolfe, M. Larhed), Thieme, New York, **2012**.
- [2] *Boronic Acids: Preparation and Applications in Organic Synthesis and Medicine* (Ed.: D. G. Hall), Wiley-VCH, Weinheim, **2005**.
- [3] a) N. Miyaura, A. Suzuki, *Chem. Rev.* **1995**, *95*, 2457–2483; b) A. J. J. Lennox, G. C. Lloyd-Jones, *Angew. Chem. Int. Ed.* **2013**, *52*, 7362–7370; *Angew. Chem.* **2013**, *125*, 7506–7515; c) A. J. J. Lennox, G. C. Lloyd-Jones, *Chem. Soc. Rev.* **2014**, *43*, 412–443.
- [4] a) C. Amatore, A. Jutand, G. Le Duc, *Chem. Eur. J.* **2011**, *17*, 2492–2503; b) B. P. Carrow, J. F. Hartwig, *J. Am. Chem. Soc.* **2011**, *133*, 2116–2119; c) A. F. Schmidt, A. A. Kurokhtina, E. V. Larina, *Russ. J. Gen. Chem.* **2011**, *81*, 1573–1574; d) C. Amatore, A. Jutand, G. Le Duc, *Angew. Chem. Int. Ed.* **2012**, *51*, 1379–1382; *Angew. Chem.* **2012**, *124*, 1408–1411; e) C. Amatore, A. Jutand, G. Le Duc, *Chem. Eur. J.* **2012**, *18*, 6616–6625.
- [5] H. C. Brown, *Organic Synthesis via Organoboranes*, Wiley Interscience, New York, **1975**.
- [6] a) I. A. I. Mkhaliid, J. H. Barnard, T. B. Marder, J. M. Murphy, J. F. Hartwig, *Chem. Rev.* **2010**, *110*, 890–931; b) J. F. Hartwig, *Acc. Chem. Res.* **2012**, *45*, 864–873; c) M. Murata, *Heterocycles* **2012**, *85*, 1795–1819; d) W. K. Chow, O. Y. Yuen, P. Y. Choy, C. M. So, C. P. Lau, W. T. Wong, F. Y. Kwong, *RSC Adv.* **2013**, *3*, 12518–12539.
- [7] a) R. Contreras, C. Garcia, T. Mancilla, B. Wrackmeyer, *J. Organomet. Chem.* **1983**, *246*, 213–217; b) B. Garrigues, M. Mulliez, A. Rahariririna, *J. Organomet. Chem.* **1986**, *302*, 153–158; c) T. Mancilla, R. Contreras, B. Wrackmeyer, *J. Organomet.*

- Chem.* **1986**, *307*, 1–6; d) B. Garrigues, M. Mulliez, *J. Organomet. Chem.* **1986**, *314*, 19–24; e) E. P. Gillis, M. D. Burke, *J. Am. Chem. Soc.* **2007**, *129*, 6716–6717; f) S. J. Lee, K. C. Gray, J. S. Paek, M. D. Burke, *J. Am. Chem. Soc.* **2008**, *130*, 466–468; g) E. P. Gillis, M. D. Burke, *J. Am. Chem. Soc.* **2008**, *130*, 14084–14085; h) E. P. Gillis, M. D. Burke, *Aldrichimica Acta* **2009**, *42*, 17–27; i) B. E. Uno, E. P. Gillis, M. D. Burke, *Tetrahedron* **2009**, *65*, 3130–3138; j) D. M. Knapp, E. P. Gillis, M. D. Burke, *J. Am. Chem. Soc.* **2009**, *131*, 6961–6963; k) G. R. Dick, D. M. Knapp, E. P. Gillis, M. D. Burke, *Org. Lett.* **2010**, *12*, 2314–2317; l) J. R. Struble, S. J. Lee, M. D. Burke, *Tetrahedron* **2010**, *66*, 4710–4718; m) E. M. Woerly, A. H. Cherney, E. K. Davis, M. D. Burke, *J. Am. Chem. Soc.* **2010**, *132*, 6941–6943; n) S. J. Lee, T. M. Anderson, M. D. Burke, *Angew. Chem. Int. Ed.* **2010**, *49*, 8860–8863; *Angew. Chem.* **2010**, *122*, 9044–9047; o) J. Li, M. D. Burke, *J. Am. Chem. Soc.* **2011**, *133*, 13774–13777; p) G. R. Dick, E. M. Woerly, M. D. Burke, *Angew. Chem. Int. Ed.* **2012**, *51*, 2667–2672; *Angew. Chem.* **2012**, *124*, 2721–2726; q) H. Wang, C. Grohmann, C. Nimphius, F. Glorius, *J. Am. Chem. Soc.* **2012**, *134*, 19592–19595; r) N. A. Isley, F. Gallou, B. H. Lipshutz, *J. Am. Chem. Soc.* **2013**, *135*, 17707–17710; s) J. D. St. Denis, C. C. G. Scully, C. F. Lee, A. K. Yudin, *Org. Lett.* **2014**, *16*, 1338–1341; t) L. Xu, S. Ding, P. Li, *Angew. Chem. Int. Ed.* **2014**, *53*, 1822–1826; *Angew. Chem.* **2014**, *126*, 1853–1857; u) E. M. Woerly, J. Roy, M. D. Burke, *Nat. Chem.* **2014**, *6*, 484–491.
- [8] For recent reviews of boronic ester homologation through 1,2-metalate rearrangements, see: a) D. S. Matteson, *J. Org. Chem.* **2013**, *78*, 10009–10023; b) H. K. Scott, V. K. Aggarwal, *Chem. Eur. J.* **2011**, *17*, 13124–13132.
- [9] For examples of iterative C–C bond formation using MIDA boronic esters, see Refs. [7e–h,m–o,t,u]. See also C. Wang, F. Glorius, *Angew. Chem. Int. Ed.* **2009**, *48*, 5240–5244; *Angew. Chem.* **2009**, *121*, 5342–5346.
- [10] For details of the properties of inorganic salts, see: *CRC Handbook of Chemistry and Physics* (Ed.: W. M. Haynes), Taylor and Francis, Boca Raton, **2012** and references therein.
- [11] For full details of the optimization, see the Supporting Information.
- [12] T. J. Seiders, B. Wang, J. H. Hutchinson, N. S. Stock, D. Volkots, WO2012/078593 A2, **2012**.
- [13] The mass balance of the reaction was mainly higher homologues.