


This article was downloaded by: [University of Strathclyde], [Prof. Alex Duffy]
On: 26 February 2015, At: 02:28
Publisher: Taylor & Francis
Informa Ltd Registered in England and Wales Registered Number: 1072954 Registered
office: Mortimer House, 37-41 Mortimer Street, London W1T 3JH, UK



Journal of Engineering Design

Publication details, including instructions for authors and
subscription information:

<http://www.tandfonline.com/loi/cjen20>

Creation dependencies of evolutionary artefact and design process knowledge

Wenjuan Wang^a, Alex Duffy^a, Iain Boyle^a & Robert Whitfield^a

^a Design, Manufacture, and Engineering Management, University
of Strathclyde, 75 Montrose Street, Glasgow, G1 1XJ, UK

Published online: 27 Aug 2013.

To cite this article: Wenjuan Wang, Alex Duffy, Iain Boyle & Robert Whitfield (2013) Creation dependencies of evolutionary artefact and design process knowledge, Journal of Engineering Design, 24:9, 681-710, DOI: [10.1080/09544828.2013.825103](https://doi.org/10.1080/09544828.2013.825103)

To link to this article: <http://dx.doi.org/10.1080/09544828.2013.825103>

PLEASE SCROLL DOWN FOR ARTICLE

Taylor & Francis makes every effort to ensure the accuracy of all the information (the "Content") contained in the publications on our platform. However, Taylor & Francis, our agents, and our licensors make no representations or warranties whatsoever as to the accuracy, completeness, or suitability for any purpose of the Content. Any opinions and views expressed in this publication are the opinions and views of the authors, and are not the views of or endorsed by Taylor & Francis. The accuracy of the Content should not be relied upon and should be independently verified with primary sources of information. Taylor and Francis shall not be liable for any losses, actions, claims, proceedings, demands, costs, expenses, damages, and other liabilities whatsoever or howsoever caused arising directly or indirectly in connection with, in relation to or arising out of the use of the Content.

This article may be used for research, teaching, and private study purposes. Any substantial or systematic reproduction, redistribution, reselling, loan, sub-licensing, systematic supply, or distribution in any form to anyone is expressly forbidden. Terms & Conditions of access and use can be found at <http://www.tandfonline.com/page/terms-and-conditions>

Creation dependencies of evolutionary artefact and design process knowledge

Wenjuan Wang*, Alex Duffy, Iain Boyle and Robert Whitfield

Design, Manufacture, and Engineering Management, University of Strathclyde, 75 Montrose Street, Glasgow G1 1XJ, UK

(Received 29 November 2011; final version received 10 July 2013)

As design progresses, artefact and process knowledge often evolve together. However, there is very limited knowledge on the true nature of the dependencies between these two elements of knowledge. This paper presents the first attempt to clearly define 'creation' dependencies, which cause a change in design knowledge. Three data analyses were used to identify the dependencies: two were in-depth protocol analyses of a single student product design project and a senior ship designer's daily work, and a third was a quantitative questionnaire analysis involving seven experienced complex system designers from industry. The analyses revealed a set of 52 previously unknown creation dependencies between artefact and design process knowledge with commonality found in only 5, with additional dependencies being identified that were specific to the design being studied. Different frequencies of dependency occurrence and particular dependency loops were identified. In addition, the importance and role of domain knowledge were explicitly revealed. The described research highlights the need for further work to provide a more comprehensive definition of the nature of evolutionary artefact and design process knowledge dependencies. Identification of these dependencies offers a significant opportunity to develop tools and techniques with an enhanced ability to support 'what-if' analyses during design.

Keywords: creation dependency; artefact knowledge; design process knowledge

1. Introduction

Designing is considered to be one of the significant intelligent activities undertaken by humans due to its complexity (Gero and McNeill 1998). Engineering design generally begins with incomplete knowledge, which can be regarded as an ambiguous requirement or idea for an artefact. The design then evolves as it progresses from initial conceptual design through to detailed design. While the former produces concepts for the whole or different parts of an artefact;¹ the latter gives a precise and detailed description of the artefact (Pahl and Beitz 1996). It is a knowledge-intensive process in which considerable knowledge is used and generated by designers. For example, in aerospace design, approximately 40,000 documents can be produced for a single aero engine design (Ahmed and Wallace 2006).

Given its importance within society, design has been the subject of considerable research in recent decades that has been ultimately directed towards improving society's ability to perform design and create useful products, systems, and services within an ever-changing world. One of the outputs of this research has been the development of different design models and approaches

*Corresponding author. Email: wenjuan.wang@strath.ac.uk

of how design can be performed, including for example Pugh's model of total design (Pugh 1991) and Pahl et al.'s (2007) model of engineering design. While similarities exist between these different models (e.g. in terms of the basic phases that comprise the design process), their differences (e.g. the techniques employed within them) illustrate the variety that can exist in terms of how designers 'design', and thus raising the question of what affects the design process. As design progresses, knowledge of the artefact being designed evolves from a conceptualisation to a detailed representation for the realisation of an artefact. However, knowledge of the design process also evolves through ever-changing and unforeseen design activities. That is, the artefact and design process knowledge both co-evolve during design development, formulating an inter-dependency, and yet we know very little of the inter-dependencies that exist or their nature. In this paper, if one design knowledge element causes the creation or modification of the other, it is considered that a creation dependency exists between them. There are of course many different types and interpretations of inter-dependencies that can exist. For instance, 'employment' involving the use of or referral to existing knowledge elements, 'modification' involving changes to existing knowledge elements, 'inconsistency' where two knowledge elements are inconsistent with each other, and 'redundancy' where one knowledge element makes another redundant. While these fall outside the scope of this paper, some examples are presented in the coupling of evolutionary artefact and design process knowledge (Wang 2008).

Both product and complex systems design are knowledge-intensive activities that involve complex inter-dependencies between different types of design knowledge. If designers could foresee the dependencies that will occur during the design activity, it could increase their understanding of the impact of design decisions and provide additional decision-making support through facilitating what-if scenarios. Fundamentally, gaining an insight into the artefact and design process dependencies is the foundation to providing a more holistic decision support environment that addresses not only the technical (design/artefact) aspects but also the process/activity aspects of design. That is, with such insights, we could build tools, support systems, and mechanisms to help designers make technical or project-based decisions founded on a more comprehensive understanding of the implications of each.

As will be presented in Section 2, while research has been directed towards modelling design and the knowledge used within it, insufficient attention has been paid to the specific study of evolutionary artefact and design process knowledge and in particular the dependencies between these two knowledge types. Therefore, there is a need to conduct further research into the nature of the inter-dependencies between artefact and design process knowledge. The research described in this paper seeks to redress this gap through identifying the most common and generic creation dependencies using three different data sources (two protocol studies and one questionnaire analysis) that included different types of designer, artefact, designer experience, and design complexity. Section 2 provides a brief review of research efforts directed towards identifying artefact and design process dependencies, highlighting the need for the research presented in the subsequent sections of the paper. Section 3 details the three studies adopted to identify these dependencies. The observed results are presented in Section 4 for the protocol analyses and Section 5 for the quantitative questionnaire analysis. Section 6 presents a comparison and discussion of these results together with their implications for future design research and Section 7 concludes the paper by highlighting the key outputs of the work.

2. Critical review of artefact and design process dependencies

Artefact knowledge, in general, contains knowledge relating to the artefact's function, behaviour, structure, design motivation, requirements, constraints, and causal relationships. Design process knowledge describes the activities, design goals, inputs, outputs, context, and design issues within

the design process (Wang 2008). The artefact is considered to be closely related to the design process (Brazier, Van Langen, and Treur 1998; Zhang 1999; Pavkovic, Bojčetic, and Marjanovic 2002; Brissaud, Garro, and Poveda 2003; Robin et al. 2005; Huang and Gu 2006; Baxter et al. 2007; Giess et al. 2007; Sosa 2007; Wynn and Clarkson 2008) and both of them evolve during design development. As design progresses, different types of artefact and design process knowledge, such as requirements, function, structure, activity, and resource knowledge emerge, are modified or deleted. The evolutions of artefact and design process knowledge are interrelated, thus there is a dependency between them.

The dependencies involving artefact and design process knowledge that occur during design can vary both in terms of the types of knowledge element and the nature of the dependency involved. Research concerning the dependencies between artefact and design process knowledge can be roughly categorised into four groups as between (1) general artefact and specific process knowledge, (2) specific artefact and general process knowledge, (3) general artefact and general design process knowledge, and (4) specific artefact and specific process knowledge. Tables 1 and 2 summarise the research that was considered most appropriate within these categories, that is related to dependencies between the artefact and design process knowledge, and list the artefact and process knowledge elements.

With regard to the first two groups, general artefact knowledge was considered as part of the design context (Gorti and Sriram 1996; Reymen et al. 2006). It is operated on by the design activity (Brazier et al. 1994; Zhang 1999; Reymen et al. 2006), constitutes specific design goals (Gorti and Sriram 1996), and raises issues for design (Blessing 1994). General design process knowledge is closely related to the design requirements, which are used as a control throughout for the design process (Brazier, Van Langen, and Treur 1998; Huang and Gu 2006).

Within the third group of general artefact and general design process knowledge dependencies, research has identified the existence of this close relationship and tried to model the dependencies. Some research has modelled them in abstract terms (Zhang 1999; Huang and Gu 2006; Baxter et al. 2007). For example, knowledge evolution through interactions between the artefact and design process (Zhang 1999), the development mode proposed by Huang and Gu (2006) that integrates the artefact and design process, and the knowledge reuse framework (integrating artefact and design process knowledge) proposed by Baxter et al. (2007). However, greater detail regarding artefact and design process knowledge dependencies has been presented elsewhere (Brazier, Van Langen, and Treur 1998; Pavkovic, Bojčetic, and Marjanovic 2002; Wynn and Clarkson 2008). For example, the generic model of design proposed by Brazier, Van Langen, and Treur (1998) linked requirements, artefact, and design process knowledge through information links. Pavkovic, Bojčetic, and Marjanovic (2002) built a relation network featuring different types of relationships (dependency, generalisation, association, and realisation) between different artefact and design process knowledge elements. Samples of such relationships were those existing between designers (a type of resource) and activities, requirements and product components (structure), and requirements and activities. Similarly, Wynn and Clarkson (2008) presented a linkage meta-model featuring elements across different domains and their relationships. Despite such research, a detailed description of the dependencies between artefact and design process knowledge elements was still not presented, e.g. the dependencies between the design requirements (design artefact) and design output (design process).

The fourth grouping of dependencies is those that occur between specific artefact and process knowledge. Most of the research in this area has focused on how activity, goal, and context knowledge elements are related to artefact knowledge elements. Activity knowledge has been closely related to most artefact knowledge elements, e.g. the motivations (Varejao et al. 2000), requirements (Blessing 1994; Brazier et al. 1994; Varejao et al. 2000; Klein 2000; Pavkovic, Bojčetic, and Marjanovic 2002; Almfelt et al. 2006), function (Gero 1990; Iwasaki and Chandrasekaran 1992; Blessing 1994; de Roode 1998; Varejao et al. 2000; Gero and Kannengiesser 2004), behaviour

Table 1. Research related to relationships between artefact and design process.

Process	Artefact							
	General artefact	Specific artefact knowledge types						Causal relationships
		Motivation	Requirements	Function	Behaviour	Structure	Constraints	
General process	Hubka and Eder (1988), Pahl and Beitz (1996), Pavkovic, Bojčetic, and Marjanovic (2002), Baxter et al. (2007), Giess et al. (2007), Huang and Gu (2006), Wynn and Clarkson (2008), Brazier et al. (1994), Varejao et al. (2000), and Gero and Kannengiesser (2004)		Hubka and Eder (1988) and Gero (1990)					
Specific process knowledge types	Activity	Gero and McNeill (1998), Pavkovic, Bojčetic, and Marjanovic (2002), and Iwasaki and Chandrasekaran (1992)	Zhang (1999)	Gero and McNeill (1998), Zhang (1999), Pahl and Beitz (1996), Robin et al. (2005), Qian and Gero (1996), Deng, Tor, and Britton (1999), and Almfelt et al. (2006)	Zhang (1999), Ahmed and Wallace (2006), Pugh (1991), Pahl et al. (2007), Sosa (2007), Qian and Gero (1996), Blessing (1994), and Almfelt et al. (2006)	Zhang (1999), Ahmed and Wallace (2006), Pugh (1991), and Pahl et al. (2007)	Zhang (1999), Pugh (1991), Pahl et al. (2007), Brazier, Van Langen, and Treur (1998), Robin et al. (2005), Sosa (2007), Qian and Gero (1996), Blessing (1994), and Almfelt et al. (2006)	Pugh (1991) and Brazier, Van Langen, and Treur (1998)
	Goal	Klein (2000)			de Roode (1998)	de Roode (1998)	de Roode (1998)	
	Input				Gorti and Sriram (1996)			
	Output							
	Resource							
	Context	Iwasaki and Chandrasekaran (1992), and de Roode (1998)		Robin et al. (2005) and Huang and Gu (2006)	Brissaud, Garro, and Poveda (2003) and Robin et al. (2005)	Brissaud, Garro, and Poveda (2003) and Robin et al. (2005)	Robin et al. (2005)	de Roode (1998)
	Issues	Qian and Gero (1996)		Reymen et al. (2006)			Sim and Duffy (2004)	

Table 2. A list of research related to coupling.

Ref. No.	Research
[1]	Design tasks specification (Brazier et al. 1994)
[2]	Strategic knowledge (Brazier, Van Langen, and Treur 1998)
[3]	Ontological framework (Varejao et al. 2000)
[4]	Relation network (Pavkovic, Bojcetic, and Marjanovic 2002)
[5]	Situated FBS (Gero and Kannengiesser 2004)
[6]	Design prototype (Gero 1990)
[7]	Bridging function and behaviour (Iwasaki and Chandrasekaran 1992)
[8]	FBS paths (Qian and Gero 1996)
[9]	FEBS (Deng, Tor, and Britton 1999)
[10]	MOKA (Klein 2000)
[11]	Structures mapping (de Roode 1998)
[12]	CWK evolution support (Zhang 1999)
[13]	Rationale capture and support (Brissaud, Garro, and Poveda 2003)
[14]	Interactions between factors influencing design system (Robin et al. 2005)
[15]	Design knowledge reuse using process modelling (Baxter et al. 2007)
[16]	Support design learning (Giess et al. 2007)
[17]	Aligning process product and organisational architectures (Sosa 2007)
[18]	Development mode based on integration product and process (Huang and Gu 2006)
[19]	Linkage meta-modelling (Wynn and Clarkson 2008)
[20]	Development based on information feedback (Huang and Gu 2006)
[21]	Domain-independent design model (Reymen et al. 2006)
[22]	Design matrix (Blessing 1994)
[23]	Requirements management (Almefelt et al. 2006)
[24]	Learning in design (Sim and Duffy 2004)
[25]	CONGEN (Gorti and Sriram 1996)
[26]	Factors influencing design requirement (Darlington and Culley 2000)
[27]	Ideal decision support system (Ullman 2001)
[28]	Integrated-collaborative decision making framework (Li and Zhao 2009)
[29]	ISF (Ahmad, Wynn, and Clarkson 2013)
[30]	Intellectual property and design solution (Koh 2013)
[31]	Theory of Technical Systems (Hubka and Eder 1988)

(Gero 1990; Iwasaki and Chandrasekaran 1992; Varejao et al. 2000; Gero and Kannengiesser 2004), structure (Gero 1990; Iwasaki and Chandrasekaran 1992; Blessing 1994; Qian and Gero 1996; de Roode 1998; Klein 2000; Varejao et al. 2000; Gero and Kannengiesser 2004), and causal relationship elements. Instead of activities, tasks are sometimes used to model the design process. In the information structure framework (ISF) (Ahmad, Wynn, and Clarkson 2013), tasks are linked to requirements, function and components to indicate the change propagation between these different elements. In addition, goal knowledge was considered by Gorti and Sriram (1996) to create or modify artefact knowledge elements including function, behavior, and structure. The context is considered to contain both the artefact and design process knowledge. That means it contains the requirements, function, behaviour, structure, and constraints (Gorti and Sriram 1996; Deng, Tor, and Britton 1999; Darlington and Culley 2000; Klein 2000). Moreover, in addition to being related to general artefact knowledge, design issue knowledge (Ullman 2001) was considered to be related to the requirements. Overall, however, the dependency descriptions lack clarity on the types of dependencies. As the empty cells in Table 1 illustrate, a comprehensive view of the dependencies between specific artefact and design process knowledge, which, according to Robin et al. (2005) trigger the evolution of design knowledge, is lacking.

Synthesising research on artefact and design process knowledge dependencies, considerable research work has focused on identifying the different types of knowledge that can exist within design with reference to the design artefact being designed and the process by which it is designed. However, there is a lack of knowledge with regard to the dependencies that can exist between specific design artefact and process knowledge elements.

The importance of increasing knowledge of artefact–process dependencies is that it offers a significant opportunity to develop approaches, tools, and techniques to provide increased levels of support during design. As design progresses, new artefact and process knowledge are created. Developing greater knowledge of these dependencies can provide the basis for developing support that could enable designers to identify and manage them more effectively. A design decision may not only have a beneficial impact on the design artefact (an artefact–artefact knowledge dependency), it may also have a negative impact on the design process (an artefact–process knowledge dependency). Thus, improving knowledge of dependencies across the artefact–process boundary is expected to offer designers the opportunity to make more balanced design decisions through enabling consideration of the impacts of their decisions on both the design artefact and the process. The remainder of this paper, therefore, describes research work performed to identify the different dependencies that can exist between design artefact and process knowledge elements.

3. Scope, research questions, and methods

The scope of the work detailed in the remainder of this paper is restricted to investigating the creation dependencies that can exist between engineering artefact and design process knowledge. The research has been conducted in the context of technical system design (Hubka and Eder 1988), e.g. mechanical design. Other design sectors, such as industrial and chemical design, are not the concern of the research.

The following two research questions formed the focus of the work:

RQ1: What creation dependencies exist between the design process and artefact knowledge elements? As the process and artefact both have different types of knowledge, the work described in this paper aims to identify specific dependencies between them.

RQ2: How do the knowledge elements and their dependencies compare between product and systems design? A system is typically composed of multiple sub-systems, main components, components and parts, and the design and design process are normally more complex than they are for products. Identifying different dependencies could potentially benefit future design support for a particular type of design.

Through a literature review, an initial set of knowledge elements that might occur during design was identified and is detailed in Section 3.3. To obtain answers to the first question, three different data analyses were used. The first two were protocol analyses of a student product design project and a senior ship designer's daily work. The third was a quantitative questionnaire analysis using data obtained from experienced system designers from industry. Both were specifically targeted at identifying artefact and design process knowledge creation dependencies. Thereafter, the results of these two questions were compared to identify similarities and differences between the creation dependencies in product and system artefacts (RQ2). The remainder of this section outlines the structure of the protocol and questionnaire analyses in Sections 3.1 and 3.2, respectively. Section 3.3 defines the basic language used to express the elements in each analysis.

3.1. Protocol analysis of a student design project and a senior ship designer's daily work

One frequently used method to understand complex cognitive processes is to explore the subjects' internal states by verbal methods (Adelson 1989), which is termed 'protocol analysis' (Ericsson and Simon 1993). While designing is a complex cognitive endeavour, protocol analysis can be used as an effective method to reveal the thinking of human designers. It has, therefore, been adopted by a number of researchers to understand various aspects of designing (Gero and McNeill 1998), such as the design activity (Cross, Christiaans, and Dorst 1996), design artefact function evolution (Takeda et al. 1996), design decisions (Akin and Lin 1995), and learning in design (Sim and Duffy 2000; Wu and Duffy 2002).



Figure 1. The modular pedestrian barrier system and the locktab mechanism.

In order to obtain a comprehensive understanding of the creation dependencies between artefact and design process knowledge, two protocol analyses were performed, each using a different data source. The first was based on a single student product design project and the second on a senior ship designer's daily design work. The student design project was completed by a fifth-year student during the final year of their MEng (Master of Engineering) in Product Design Engineering. The protocol analysis covered the task clarification, conceptual design, and embodiment design stages of the design process, which were completed over a nine-month period. The student was assigned an experienced engineering design supervisor, who met with the student regularly over this period. During these meetings, the student provided a progress report to the supervisor summarising the activities that had been carried out since the last meeting, the progress of the artefact design, and the problems encountered during the design process. The supervisor's role was to provide guidance throughout the project by providing comments and suggestions regarding both the artefact and design process. Consequently, the analysis reflected both the student's and the supervisor's involvement in the design project. The product under design was a modular pedestrian barrier system (Figure 1). A 'Locktab mechanism' was designed in which a circular cross section post could be slotted into a sustainable ground fixing system and secured with a key (locktab). The subsequent design was granted a British patent (Crawford 2008).

Twelve meetings, which lasted a total of 284 minutes, were subject to audio recording and subsequently transcribed verbatim to produce raw protocols. These protocols were then subject to analysis using Gero's protocol analysis approach (1998) in which they were:

- Segmented according to specific topics discussed during the meeting.
- Scrutinised to identify the design process and artefact knowledge elements evident in each segment using the coding scheme described in Section 3.3.
- Analysed to determine the creation dependencies that existed between the identified knowledge elements.

In addition to the student design project, a second protocol analysis was performed using the same approach, but based on data describing a half day's design work of a senior ship designer with more than 10 years of working experience. The protocol was recorded while the designer was carrying out design for a complex system (warship) in a company (whose name has been withheld for reasons of confidentiality) that provides consultancy services in the design and supervision of construction of high speed naval crafts and warships. The protocol captured data from the design configuration stage of the warship design, and was 2 hours and 45 minutes in length.

Table 3. Profile of the designers who participated in the workshops.

Ref. No.	Company	Project focus	Project duration	Design experience
[1]	SFS	Ship electrical systems	7 years	25 years
[2]	SFS	Ship concepts assessments	3 months	25 years
[3]	SFS	Shipbuilding	2 years	12 years
[4]	SFS	Ship combat systems	1.5 year	12 years
[5]	SFS	Shipbuilding	2.5 years	10 years
[6]	Company A	Aircraft	3 years	7 years
[7]	Company A	Aircraft	4 years	35 years

3.2. Questionnaire analysis of complex systems design

The third analysis used to identify artefact and process knowledge elements and their dependencies was a quantitative questionnaire analysis involving experienced system designers from industry. Two workshops were organised in two multinational companies (BAE Systems Surface Fleet Solutions Limited (SFS) and Company A²), whose primary business areas are the design and development of ship and aircraft systems, respectively. During the workshops, the participants were asked to complete a questionnaire that contained two distinct sections. In the first section, the participants were required to identify design artefact and process knowledge elements that occurred during complex system design, based on their experience from a particular system design project in which they had been involved. These elements were selected from the coding elements detailed in Section 3.3. For the second part of the questionnaire, the participants had to identify, again using their experience from a system design project in which they had been involved, the creation dependencies that existed between the knowledge elements they had previously identified. Prior to filling out the questionnaire, the coding scheme used to describe knowledge elements and their dependencies was explained to the participants. In total, seven designers of varying degrees of experience and domain expertise were involved in the workshops, as summarised in Table 3.

3.3. Coding scheme

To support the creation dependency analysis between design artefacts and processes, a coding scheme was used to represent artefact and process knowledge. An initial set of knowledge elements that might occur during design was identified through conducting a literature review. During the protocol analysis, the protocols were examined to validate and also identify more elements that were present and their dependencies. During the questionnaire analysis the knowledge elements were explicitly presented to the participants and they were asked to identify knowledge elements and dependencies based upon their own experience. Section 3.3.1 details the coding of design artefact knowledge and Section 3.3.2 that of design process knowledge.

3.3.1. Artefact knowledge coding

Based on the literature review, artefact knowledge was coded according to the following three characteristics:

- The artefact knowledge space to which it belonged.
- The type of knowledge it represented.
- Its scope.

With regard to knowledge artefact spaces, Gero and Kannengiesser's classification (2004) was used in which expected, external (referred to as instantiated for the remainder of the paper), and interpreted artefact knowledge spaces³ exist:

- The expected design artefact knowledge space (ES) is composed of designers' expectations towards a designed artefact, such as the components it will contain, how it will function, and its behaviour.
- The instantiated design artefact knowledge space (IsS) contains the design artefact knowledge that has been specified by designers and could be realised in a future implementation.
- The interpreted design artefact knowledge space (ItS) exists in designers' minds and is built up from their interpretation of the artefact being designed.

With regard to the type of artefact knowledge, this was primarily coded using Gero and Kannengiesser's (2004) categorisations of function, behaviour, and structure. The function of an artefact is its intention or purpose (Hybs and Gero 1992; Qian and Gero 1996; Deng, Tor, and Britton 1999), the behaviour describes what the artefact does and how it achieves its functions (Gorti et al. 1998), and the structure of an artefact details the components of which it is comprised, their attributes and their configuration (Gero 1990; Takeda et al. 1996). Each of these types of knowledge can occur in different knowledge spaces as follows:

- Expected function (F_e) in ES, which is a human being's anticipation with regards to artefact function.
- Interpreted function (F_{it}) in ItS, which is a human being's understanding of what an observed artefact could function as in a particular environment.
- Expected behaviour (B_e) in ES, which is the expected behaviour of an artefact deployed in a particular environment.
- Instantiated behaviour (B_{is}) in IsS, which is the exhibited behaviour of an instantiated artefact.
- Interpreted behaviour (B_{it}) in ItS, which is the designer's interpretation of an artefact's behaviour observed in a particular environment.
- Expected structure (S_e) in ES, which is the designer's expectation of the components and configuration of an artefact.
- Instantiated structure (S_{is}) in IsS, which is the specified structure of the artefact at a particular point in time, and which is consistent regardless of a human being's interpretation of it.

Four other artefact knowledge types were adopted within the coding mechanism:

- Design motivations (M), which stimulate a design and can emanate for example from the customer (Smithers 1998; Varejao et al. 2000) or the designer.
- Design requirements (R_q), which formalise the motivation and should be satisfied by designers in the design solution (Varejao et al. 2000; Chakrabarti, Morgenstern, and Knaab 2004).
- Constraints (C_t), which are restrictions on an acceptable design solution (Suh 1990) and are an intrinsic feature of the 'constrained activity' that is design (Gero 1990).
- Causal relationships (CR), which provide and make explicit the dependencies between the variables in the functional, behavioural, and structural knowledge (Gero 1990).

Scope of artefact knowledge (Zhang 1999; Meehan, Duffy, and Whitfield 2007) was coded according to whether it was:

- Domain knowledge (DK) that is the knowledge of past designs or general knowledge in a domain. It is relevant to the artefact, but is independent of the artefact's existence in any form, such as 'active' resources, e.g. traditional engineering knowledge such as solid-state mechanics and fluid dynamics, or 'passive' resources such as past design exemplars.

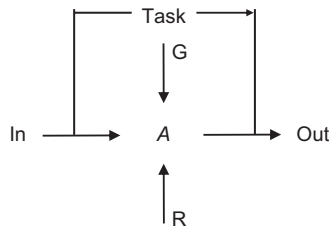


Figure 2. Design activity, adapted from Duffy (2005).

- Working knowledge (WK) that was specific to the artefact on which the designer is currently working.

3.3.2. Design process knowledge elements

Design process knowledge was coded according to:

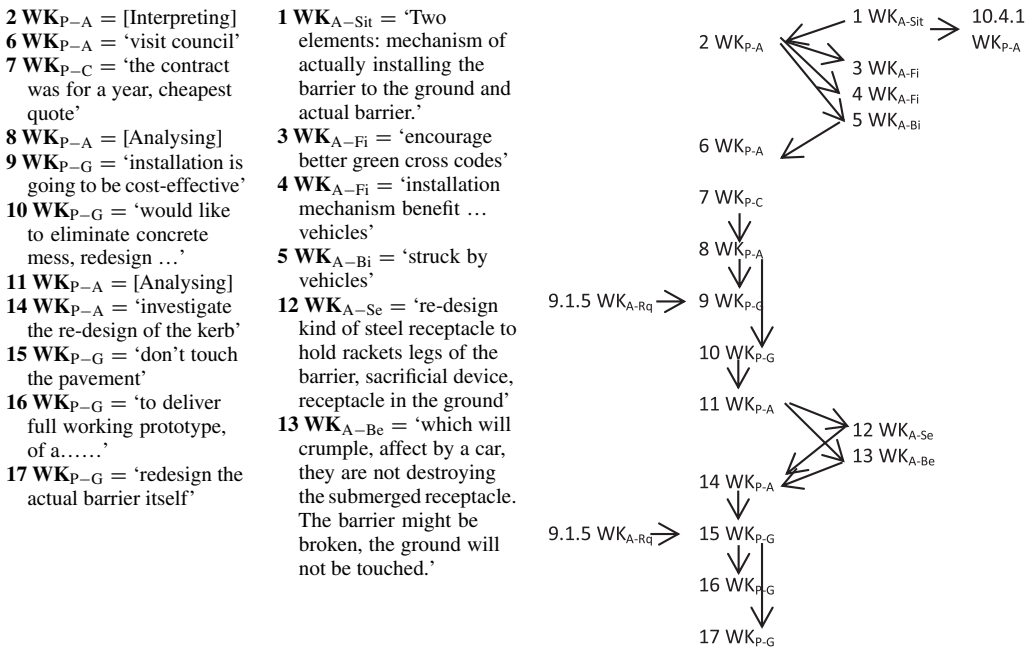
- Its scope, where all process knowledge was considered as working knowledge given it was specific to the artefact being designed.
- The type of design process knowledge.

With regard to the type of design process knowledge, coding was primarily based on Duffy's model of the design activity (Duffy 2005) (Figure 2), where a task is taken to be an undertaking specified a priori and is distinct from an activity. Specifically, the types of knowledge adopted within the coding scheme were:

- Design activity knowledge (A), which is knowledge of the operations enacted on artefact elements during which a knowledge transformation towards the design goal is made (Sim and Duffy 2003, 202).
- Input activity knowledge (In), which is the knowledge present prior to the activity and which is subject to transformation during activity execution.
- Output activity knowledge (Out), which is the knowledge present as a result of the transformation during activity execution.
- Goal knowledge (G), which is knowledge that directs and constrains the design activity.
- Resource knowledge (R), which is knowledge that acts on the input knowledge to produce the output through transforming the input knowledge, and that can contain domain knowledge.
- Context knowledge (C), which is knowledge describing the set of knowledge factors influencing the design artefact (Brissaud, Garro, and Poveda 2003; Reymen et al. 2006).
- Design issues (I), which formulate the design problem to be solved by designers (Ullman 2001). Design goals are set to solve these issues, which are achieved by executing design activities. Thus, design issues are closely related to the design context, goals, and activities.

To code the design knowledge elements, the current working knowledge elements were then represented with the aforementioned abbreviations following 'WK_{A-}' or 'WK_{P-}', depending on whether they were artefact or process elements. For example, WK_{A-Sc} refers to expected current working artefact structural knowledge. Domain artefact knowledge elements were then represented with the aforementioned abbreviations following 'DK_{A-}'. For example, DK_{A-Sis} refers to instantiated domain artefact structural knowledge. A list of nomenclature used in this paper is appended as appendix.

Table 4. Creation dependency examples from the protocol analysis of the student design.



4. Protocol analysis results

Creation dependencies were identified from both protocols. In the student project, when the student designer was analysing the design, she proposed to re-design the kerb’s steel receptacle and barrier legs to be sacrificed if hit by a vehicle. Two types of knowledge elements were identified here: the design activity ‘Detailing analysing’ and an expected artefact structure element relating to the receptacle and the barrier legs. The detailing activity caused the creation of the expected structure, which implies a creation dependency existing between them.

Examples of analysing 1 of the 136 segments of the student protocol are shown in Table 4, and two segments of the senior designer’s protocol are shown in Table 5. The protocol in Table 4 was when the student was in the conceptual design phase and considering the desired functionalities of the design. In Table 5, the protocol reflects when the senior designer was considering the positioning of a particular gun. The first two columns list the design knowledge elements identified. While the fourth column shows the creation dependencies identified between the elements in the segment, the third and fifth columns show the creation dependencies identified between the elements in this segment and the elements in protocols before and after this segment.

This section presents the results from the protocol analysis. Initially, the rationalisation of the raw set of creation dependencies identified from the analysis of the student design project is detailed in Section 4.1. The creation dependencies identified from the senior designer’s design are analysed and presented in Section 4.2. Then, notable observations from the protocol analysis regarding creation dependencies are presented in Section 4.3.

4.1. Rationalised creation dependencies from the student design project

Through the protocol analysis of the student product design project, 51 types and 731 occurrences of creation dependencies were identified. The number of times these dependencies occurred varied

Table 5. Creation dependency examples from protocol analysis of senior ship designer’s design.

<p>WK_{P-I} = ‘Unfortunately that would place the gun quite a long way forward which from a ship-motion point of view would not be quite clever’</p> <p>WK_{P-A} = [Analysing]</p> <p>WK_{P-I} = ‘limiting the target acquisition area’</p> <p>WK_{P-G} = ‘seek a compromise, to look at everything in the boat to move things around’</p> <p>WK_{P-A} = ‘copy a fair proportion of these details into the other drawing’</p>	<p>WK_{A-Sis} = ‘the forward most compartment was 5 m long.’</p> <p>WK_{A-Se} = ‘so if the gun is placed a little bit further aft it might improve matters’</p> <p>DK_{A-Sis} = ‘in this arrangement we got a few design features that may well benefit us in the new vessel proposal’</p> <p>WK_{A-Sis} = ‘it’s there’</p>	<pre> graph TD WK_A_Sis --> WK_P_I WK_P_I --> WK_P_A WK_P_A --> WK_A_Se WK_P_I --> WK_P_G WK_P_A --> DK_A_Sis WK_P_A --> WK_A_Sis </pre>
--	---	--

from 1 to 141. A further look at the creation dependencies showed that some of them could be generalised through either their causal or caused elements being categorised in a subset of a higher level element. For example, both expected (WK_{A-Se}) and instantiated (WK_{A-Sis}) current working artefact structural knowledge can be generalised as current working artefact structural knowledge (WK_{A-S}), and they are the only two types of WK_{A-S} . Hence creation dependencies $WK_{A-Se} \rightarrow WK_{P-G}$ and $WK_{A-Sis} \rightarrow WK_{P-G}$ could be synthesised to $WK_{A-S} \rightarrow WK_{P-G}$. Another example could be found among four creation dependencies that triggered the creation of current working design activity (WK_{P-A}), with the domain artefact general knowledge (DK_{A-G}), interpreted function (DK_{A-Fit}), instantiated structure (DK_{A-Sis}), and interpreted behaviour (DK_{A-Bit}) as their causal elements. These four dependencies can be generalised into $DK_A \rightarrow WK_{P-A}$, because their causal elements cover the four domain artefact knowledge elements discussed in Section 3.3.

Overall, of the 51 types, 18 creation dependencies between the artefact and design process knowledge were generalised. These are listed in Table 6 and are identified with sequence numbers following CD-P1, which denotes the creation dependency identified from the protocol analysis of the first transcription, i.e. the student design project.

The 18 dependencies are depicted in Figure 3 by black open arrows. The dependencies are marked by their sequence number, e.g. 1 and 2. In Figure 3, the knowledge elements are categorised into five groups: fundamental current working knowledge of the artefact ($WK_{A/F}$) and design process ($WK_{P/F}$), contextual current working knowledge of the artefact ($WK_{A/C}$), design process ($WK_{P/C}$), and domain knowledge of the artefact (DK_A). The light grey arrows in Figure 3 are the causal relationships of the artefact and the relationships of the design process (Wang, Duffy, and Haffey 2007).

4.2. Creation dependencies identified from the senior designer’s design

Through the protocol analysis of the senior designer’s design, 33 types and 382 occurrences of creation dependencies were identified. The number of times these dependencies occurred varied from 1 to 68. Similar to the analysis in the student project, a further look at the creation dependencies showed that some of them could be generalised through either their causal or caused elements being categorised in a subset of a higher level element. Generalising in this way resulted in the identification of 20 creation dependencies between the artefact and design process knowledge elements. These are listed in Table 7 and are identified with Arabic numerals following CD-P2, which denotes the creation dependency identified from the protocol analysis of the second transcription, i.e. the senior ship designer’s work.

The 20 dependencies are depicted in Figure 4 by using black open arrows. The dependencies are marked by their sequence number, e.g. 1 and 2.

Table 6. Creation dependencies derived from the protocol analysis of the student design.

Creation dependencies	Notes
CD-P1.1: $DK_A \rightarrow WK_{P-A}$	Domain artefact knowledge causes creation of Current working design process activity knowledge
CD-P1.2: $DK_{A-G} \rightarrow WK_{P-G}$	Domain artefact general knowledge causes creation of Current working design process goal knowledge
CD-P1.3: $DK_{A-G} \rightarrow WK_{P-I}$	Domain artefact general knowledge causes creation of Current working design process issues knowledge
CD-P1.4: $WK_{A/F} \rightarrow WK_{P-A}$ (excluding $WK_{A-Bis} \rightarrow WK_{P-A}$)	Fundamental current working artefact knowledge causes creation of Current working design process activity knowledge (excluding ^a Instantiated current working artefact behavioural knowledge causes WK_{P-A})
CD-P1.5: $WK_{A-S} \rightarrow WK_{P-G}$	Current working artefact structural knowledge causes creation of Current working design process goal knowledge
CD-P1.6: $WK_{A-S} \rightarrow WK_{P-I}$	Current working artefact structural knowledge causes creation of Current working design process issues knowledge
CD-P1.7: $WK_{A-Rq} \rightarrow WK_{P-G}$	Current working artefact requirements knowledge causes creation of Current working design process goal knowledge
CD-P1.8: $WK_{P-A} \rightarrow DK_{A-G}$	Current working design process activity knowledge causes creation of Domain artefact general knowledge
CD-P1.9: $WK_{P-A} \rightarrow DK_{A/It}$	Current working design process activity knowledge causes creation of Interpreted domain artefact knowledge
CD-P1.10: $WK_{P-A} \rightarrow WK_{A/F}$ (excluding $WK_{P-A} \rightarrow WK_{A-Bis}$)	Current working design process activity knowledge causes creation of Fundamental current working artefact knowledge (excluding WK_{P-A} causes Instantiated current working artefact behavioural knowledge)
CD-P1.11: $WK_{P-A} \rightarrow WK_{A-Rq}$	Current working design process activity knowledge causes creation of Current working artefact requirements knowledge
CD-P1.12: $WK_{P-A} \rightarrow WK_{P-G}$	Current working design process activity knowledge causes creation of Current working design process goal knowledge
CD-P1.13: $WK_{P-A} \rightarrow WK_{P-Out}$	Current working design process activity knowledge causes creation of Current working design process output knowledge
CD-P1.14: $WK_{P-G} \rightarrow WK_{P-A}$	Current working design process goal knowledge causes creation of Current working design process activity knowledge
CD-P1.15: $WK_{P-G} \rightarrow WK_{P-G}$	Current working design process goal knowledge causes creation of Current working design process goal knowledge
CD-P1.16: $WK_{P/C} \rightarrow WK_{P-A}$	Contextual current working design process knowledge causes creation of Current working design process activity knowledge
CD-P1.17: $WK_{P-C} \rightarrow WK_{P-I}$	Current working design process context knowledge causes creation of Current working design process issues knowledge
CD-P1.18: $WK_{P-I} \rightarrow WK_{P-G}$	Current working design process issues knowledge causes creation of Current working design process goal knowledge

^aGeneralised dependency that does not include the specific dependency stated, given that it was not observed.

4.3. Observations from the results

Three particular findings stand out with regard to the results derived from the protocol analysis. Specifically, loop dependencies were identified, dependencies were found to have different occurrence times, and the importance of domain knowledge for both novice designers and experienced designers was highlighted. They are described in Sections 4.3.1–4.3.3, respectively.

4.3.1. Dependency loops

Closer observation of Figures 3 and 4 shows that creation dependencies can form dependency loops involving artefact and design process knowledge elements. The number of creation dependencies constituting the loop can be two or more. For instance, dependencies 4 and 10 in Figure 3 and dependencies 4 and 13 in Figure 4 linking current working fundamental artefact knowledge $WK_{A/F}$ and current working design activity knowledge WK_{P-A} constitute a two-node loop (Figure 5(a)). Taking an example from the ship design project that was the focus of the second protocol analysis,

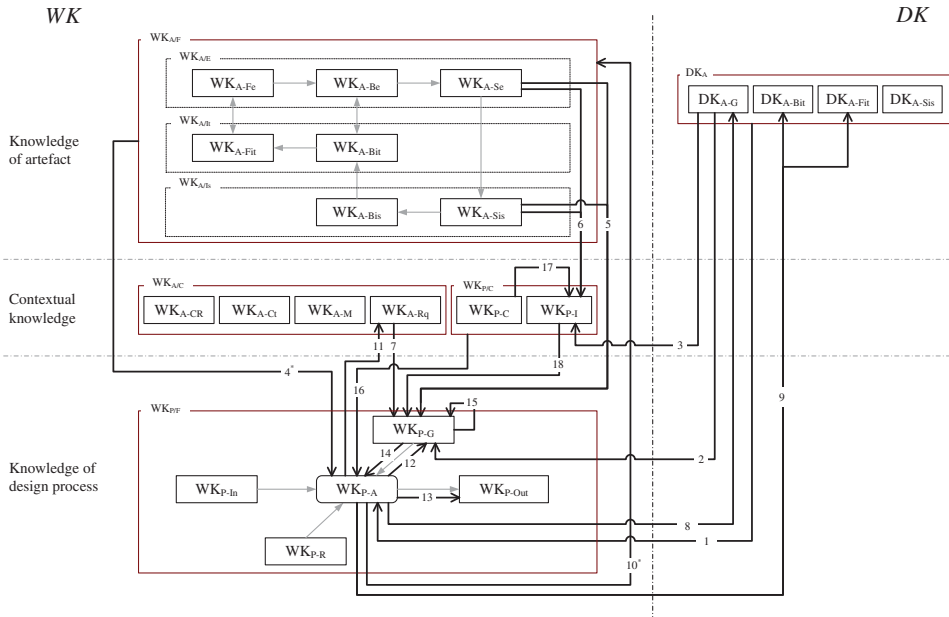


Figure 3. Creation dependencies – based on the protocol analysis of student design project. Note: *Dependencies 4 and 10 do not include WK_{A-Bis}.

the designer proposed to make the engine room a little bit longer than was necessary. Here, ‘proposed’ is a design activity (WK_{P-A}, a type of ‘generating activity’ (Sim and Duffy 2003)), and ‘the engine room a little bit longer’ is the expected structure, a chunk of fundamental artefact knowledge (WK_{A/F}). This then triggered the decision (WK_{P-A}) made by the designer that the shaft, running from the engine’s flexible coupling to the bulkhead, would be longer than in the previous arrangement (WK_{A/F}), which is instantiated structure, another chunk of fundamental artefact knowledge.

Moreover, dependencies 6, 18, 14, and 10 in Figure 3, and dependencies 6, 20, 16, and 13 in Figure 4 linking current working artefact structural knowledge WK_{A-S}, current working design issues knowledge WK_{P-I}, current working design goal knowledge WK_{P-G}, and current working design activity knowledge WK_{P-A} constitute a four-node loop (Figure 5(b)). For example, during the configuration of the gearbox and engine, the ship designer noticed that the nominal clearance of 40 mm could not be considered to be sufficient for fluctuation. Thus, an expected artefact structure knowledge element (the nominal clearance of 40 mm, WK_{A-Se}) caused a process issue knowledge element (could not be considered to be sufficient for fluctuation, WK_{P-I}). Then a design goal (WK_{P-G}) was raised to review the shaft angle installation that created a design activity (WK_{P-A}) to raise the gearbox and engine by sliding and extending the shaft away from the propeller (WK_{A-Se}). These loops indicate the iterative evolutionary nature of design knowledge. The loops could continue to direct the evolution of different types of design knowledge, until a plausible design meets the requirements.

4.3.2. Frequency of dependency occurrence

As stated in Sections 4.1 and 4.2, the number of times each dependency occurred varied from 1 to 141 in the protocol analysis of the student design project, and 1–68 in that of the senior designer’s work. Figure 6 shows the number of occurrences of the dependencies from the student design project protocol analysis. It illustrates that some dependencies are more common than others thereby implying that some design knowledge elements might dominate the evolution of

Table 7. Creation dependencies derived from the protocol analysis of the senior designer's design.

Creation dependencies	Notes
CD-P2.1: $DK_A \rightarrow WK_{P-A}$	Domain artefact knowledge causes creation of Current working design process activity knowledge
CD-P2.2: $DK_A \rightarrow WK_{P-I}$	Domain artefact knowledge causes creation of Current working design process issues knowledge
CD-P2.3: $DK_{A-S} \rightarrow WK_{P-G}$	Domain artefact knowledge causes creation of Current working design process goal knowledge
CD-P2.4: $WK_{A/F} \rightarrow WK_{P-A}$ (excluding $WK_{A-Bis} \rightarrow WK_{P-A}$ and $WK_{A-Be} \rightarrow WK_{P-A}$)	Fundamental current working artefact knowledge causes creation of Current working design process activity knowledge (excluding ^a Instantiated and expected current working artefact behavioural knowledge causes WK_{P-A})
CD-P2.5: $WK_{A-S} \rightarrow WK_{P-G}$	Current working artefact structural knowledge causes creation of Current working design process goal knowledge
CD-P2.6: $WK_{A-S} \rightarrow WK_{P-I}$	Current working artefact structural knowledge causes creation of Current working design process issues knowledge
CD-P2.7: $WK_{A-Rq} \rightarrow WK_{P-G}$	Current working artefact requirements knowledge causes creation of Current working design process goal knowledge
CD-P2.8: $WK_{A-Rq} \rightarrow WK_{P-A}$	Current working artefact requirements knowledge causes creation of Current working design process activity knowledge
CD-P2.9: $WK_{A-Rq} \rightarrow WK_{P-I}$	Current working artefact requirements knowledge causes creation of Current working design process issues knowledge
CD-P2.10: $WK_{A-Ct} \rightarrow WK_{P-G}$	Current working artefact constraints knowledge causes creation of Current working design process goal knowledge
CD-P2.11: $WK_{A-Ct} \rightarrow WK_{P-A}$	Current working artefact constraints knowledge causes creation of Current working design process activity knowledge
CD-P2.12: $WK_{P-A} \rightarrow DK_A$	Current working design process activity knowledge causes creation of Domain artefact knowledge
CD-P2.13: $WK_{P-A} \rightarrow WK_{A/F}$ (excluding $WK_{P-A} \rightarrow WK_{A-Bis}$)	Current working design process activity knowledge causes creation of Fundamental current working artefact knowledge (excluding WK_{P-A} causes Instantiated current working artefact behavioural knowledge)
CD-P2.14: $WK_{P-A} \rightarrow WK_{A-Rq}$	Current working design process activity knowledge causes creation of Current working artefact requirements knowledge
CD-P2.15: $WK_{P-A} \rightarrow WK_{A-Ct}$	Current working design process activity knowledge causes creation of Current working artefact constraints knowledge
CD-P2.16: $WK_{P-G} \rightarrow WK_{P-A}$	Current working design process goal knowledge causes creation of Current working design process activity knowledge
CD-P2.17: $WK_{P-G} \rightarrow WK_{P-I}$	Current working design process goal knowledge causes creation of Current working design process issues knowledge
CD-P2.18: $WK_{P-C} \rightarrow WK_{A-Rq}$	Contextual current working design process knowledge causes creation of Current working design process activity knowledge
CD-P2.19: $WK_{P-I} \rightarrow WK_{P-A}$	Current working design process issues knowledge causes creation of Current working design process activity knowledge
CD-P2.20: $WK_{P-I} \rightarrow WK_{P-G}$	Current working design process issues knowledge causes creation of Current working design process goal knowledge

^aGeneralised dependency that does not include the specific dependency stated, given that it was not observed.

design knowledge. For example, current working design process activity knowledge elements are either the causal or caused elements of the top five creation dependencies, which themselves account for more than half of all the creation dependencies. This highlights the importance of design activity knowledge in design and illustrates that activity is fundamental to the creation and transformation of knowledge, which can take the form of new requirements and solutions. In addition, 303 occurrences of creation dependencies are between design activity and fundamental artefact knowledge elements. Of these, 204 are between design activity and expected current working artefact structural knowledge elements. Such high occurrence numbers indicate that novice designers produce more expected current working artefact structural knowledge than other types of fundamental artefact knowledge elements. This shows that novice designers, due to a

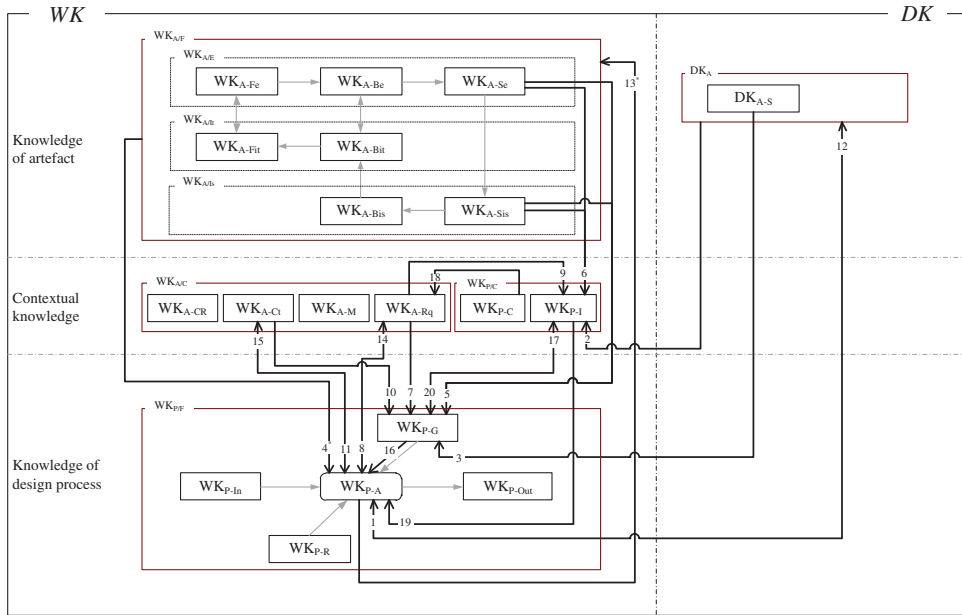


Figure 4. Creation dependencies – based on the protocol analysis of a senior designer’s design. Note: *Dependency 4 does not include WK_A–Bis and WK_A–Be; Dependency 10 does not include WK_A–Bis.

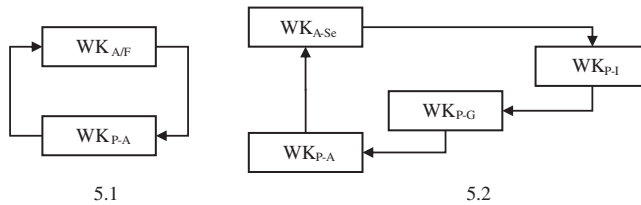


Figure 5. Dependency loops.

lack of design experience, may need to try a number of different structures before finding one that is plausible.

4.3.3. The importance of domain knowledge

In the 18 synthesised creation dependencies identified from the analysis of the student design project, five of them involved domain knowledge, which not only triggered but also were triggered by design activities. The protocol analysis of the senior designer’s design work revealed that 3 out of 20 dependencies involved domain knowledge, and that 25 occurrences of domain knowledge were triggered by design activity. There are two possibilities by which domain knowledge can appear in a design process: it can either be used as reference knowledge or generated by designers as new knowledge contributing to the domain. In the student design project, it was found that the student frequently used domain knowledge, but did not create new domain knowledge. In the senior designer’s design work, it was found that domain knowledge from past designs was used frequently in the current design, for example, by copying a configuration. In addition, the senior designer created a chunk of domain knowledge by copying some details from the current design into another drawing, for later use in a new vessel proposal. The dependencies

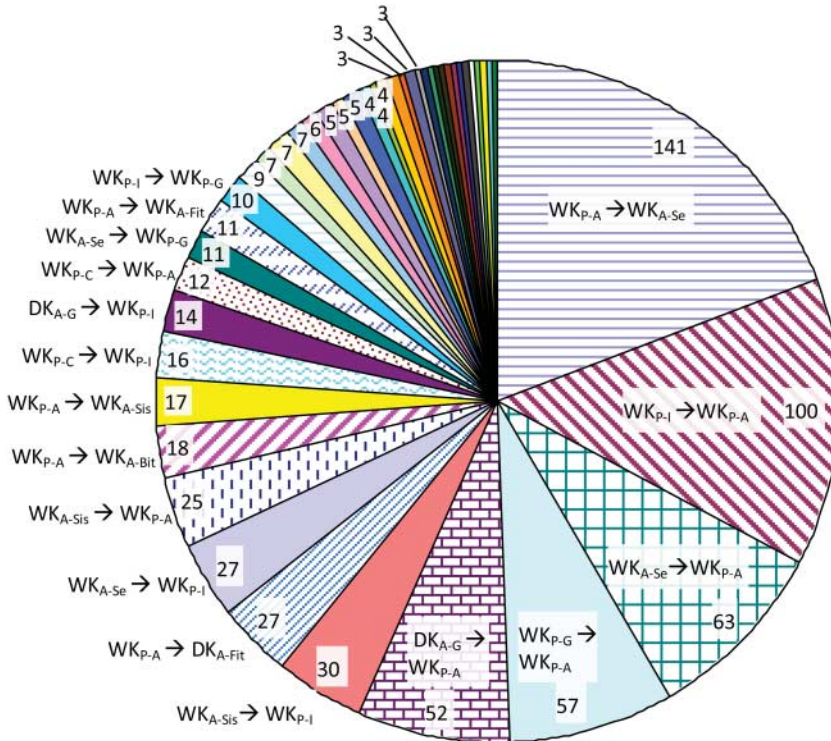


Figure 6. Raw creation dependencies' occurrence in student product design.

Note: Due to space limitations and to enhance readability, only a few dependency names are listed. (Refer to the appendix for abbreviations.)

identified show the importance of domain knowledge for both novice designers and experienced designers.

5. Complex systems design questionnaire results

As outlined in Section 3, in order to have a wider set of results to compare against those derived from the two protocol analyses, a quantitative questionnaire analysis involving experienced system designers from two multinational companies was carried out. The raw set of creation dependencies identified from the questionnaire were rationalised as described in Section 5.1. Then, notable observations from the questionnaire analysis regarding creation dependencies are presented in Section 5.2.

5.1. Rationalised creation dependencies

The results of the analysis performed on the questionnaires completed by the complex system designers during the two workshops described in Section 3.2 revealed the occurrence of 48 raw creation dependencies. The number of each dependency's occurrence was counted and ranged from 1 to 5, i.e. some dependencies were identified by 5 designers, while some were identified by 1 designer. Figure 7 presents the creation dependencies identified by 1 designer during the second workshop.

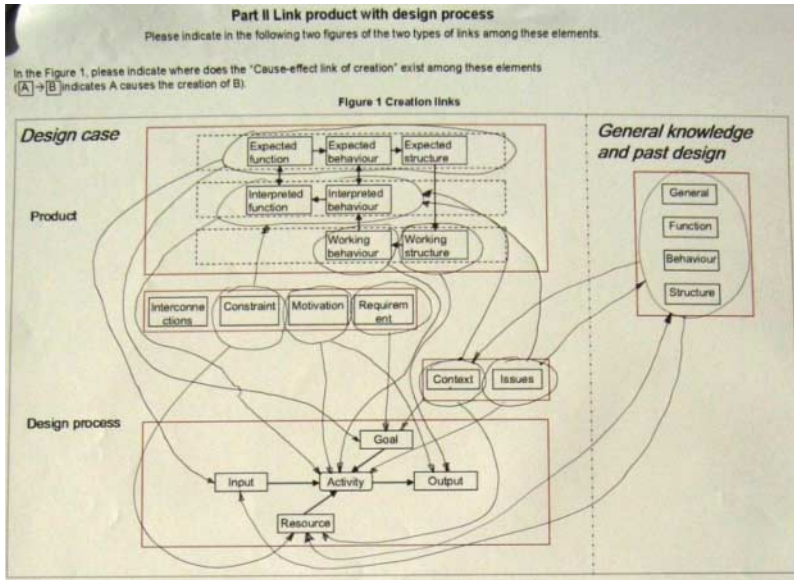


Figure 7. Raw creation dependencies' occurrence in student product design.

Further analysis revealed that there existed unnecessary redundancies among the responses given by the designers. For example, dependency: expected current working artefact knowledge caused creation of current working design process input knowledge ($WK_{A/E} \rightarrow WK_{P-In}$) and dependency: expected current working artefact structure knowledge caused creation of current working design process input knowledge ($WK_{A-Se} \rightarrow WK_{P-In}$) could be combined to $WK_{A/E} \rightarrow WK_{P-In}$. This was because expected current working artefact structure knowledge is a subset of expected current working artefact knowledge. Therefore, in a similar vein to the protocol analysis, the dependencies identified from the questionnaires were subjected to synthesis.

As a result, the 48 raw dependencies were generalised to the 32 synthesised creation dependencies listed in Table 8. They are identified with Arabic numerals following CD-Q, which signifies that they are a creation dependency identified from the Questionnaire analysis.

To illustrate, the 32 creation dependencies are depicted in Figure 8.

5.2. Observations from the results

Two particular features stand out with regard to these results: recurring dependencies (Section 5.2.1) and the wide variety of dependencies that can occur within complex systems design (Section 5.2.2).

5.2.1. Recurring dependencies

Considering initially the recurring dependencies that were identified from the workshop outputs, five primary dependencies were identified by three or more participants, as listed in Table 9.

Of particular note from the identified primary dependencies is that from a process perspective, current working design process input knowledge is repeated on four occasions. For three of those occasions, artefact working knowledge acts as the causing element. This highlights the importance of artefact knowledge being used as an input to activities within the design process, thus re-enforcing the idea described in Section 3.3 of design as a transformational activity in which

Table 8. Creation dependencies derived from the questionnaire analysis.

Creation dependencies	Notes
CD-Q.1 $DK_A \rightarrow WK_{A/F}$	Domain artefact knowledge causes creation of Fundamental current working artefact knowledge
CD-Q.2 $DK_A \rightarrow WK_{A-CR}$	Domain artefact knowledge causes creation of Current working artefact causal relationships knowledge
CD-Q.3 $DK_A \rightarrow WK_{A-M}$	Domain artefact knowledge causes creation of Current working artefact motivations knowledge
CD-Q.4 $DK_A \rightarrow WK_{P-In}$	Domain artefact knowledge causes creation of Current working design process input knowledge
CD-Q.5 $DK_A \rightarrow WK_{P-R}$	Domain artefact knowledge causes creation of Current working design process resource knowledge
CD-Q.6 $DK_A \rightarrow WK_{P-C}$	Domain artefact knowledge causes creation of Current working design process context knowledge
CD-Q.7 $DK_{A-G} \rightarrow WK_{P-I}$	Domain artefact general knowledge causes creation of Current working design process issues knowledge
CD-Q.8 $WK_{A/E} \rightarrow WK_{P-In}$	Expected current working artefact knowledge causes creation of Current working design process input knowledge
CD-Q.9 $WK_{A/E} \rightarrow WK_{P-R}$	Expected current working artefact knowledge causes creation of Current working design process resource knowledge
CD-Q.10 $WK_{A/E} \rightarrow WK_{P-G}$	Expected current working artefact knowledge causes creation of Current working design process goal knowledge
CD-Q.11 $WK_{A/It} \rightarrow WK_{P-A}$	Interpreted current working artefact knowledge causes creation of Current working design process activity knowledge
CD-Q.12 $WK_{A/It} \rightarrow WK_{P-Out}$	Interpreted current working artefact knowledge causes creation of Current working design process output knowledge
CD-Q.13 $WK_{A/Is} \rightarrow WK_{P-A}$	Instantiated current working artefact knowledge causes creation of Current working design process activity knowledge
CD-Q.14 $WK_{A/Is} \rightarrow WK_{P-In}$	Instantiated current working artefact knowledge causes creation of Current working design process input knowledge
CD-Q.15 $WK_{A/Is} \rightarrow WK_{P-Out}$	Instantiated current working artefact knowledge causes creation of Current working design process output knowledge
CD-Q.16 $WK_{A/C} \rightarrow WK_{P-In}$	Contextual current working artefact knowledge causes creation of Current working design process input knowledge
CD-Q.17 $WK_{A-Ct} \rightarrow WK_{A/It}$	Current working artefact constraints knowledge causes creation of Interpreted current working artefact knowledge
CD-Q.18 $WK_{A-Ct} \rightarrow WK_{A-Rq}$	Current working artefact constraints knowledge causes creation of Current working artefact requirements knowledge
CD-Q.19 $WK_{A-Ct} \rightarrow WK_{P-R}$	Current working artefact constraints knowledge causes creation of Current working design process resource knowledge
CD-Q.20 $WK_{A-M} \rightarrow WK_{A-Rq}$	Current working artefact motivations knowledge causes creation of Current working artefact requirements knowledge
CD-Q.21 $WK_{A-M} \rightarrow WK_{P-A}$	Current working artefact motivations knowledge causes creation of Current working design process activity knowledge
CD-Q.22 $WK_{A-M} \rightarrow WK_{P-G}$	Current working artefact motivations knowledge causes creation of Current working design process goal knowledge
CD-Q.23 $WK_{A-M} \rightarrow WK_{P-Out}$	Current working artefact motivations knowledge causes creation of Current working design process output knowledge
CD-Q.24 $WK_{A-Rq} \rightarrow WK_{A-Fe}$	Current working artefact requirements knowledge causes creation of Expected current working artefact functional knowledge
CD-Q.25 $WK_{A-Rq} \rightarrow WK_{P-G}$	Current working artefact requirements knowledge causes creation of Current working design process goal knowledge
CD-Q.26 $WK_{P-C} \rightarrow WK_{A/It}$	Current working design process context knowledge causes creation of Interpreted current working artefact knowledge
CD-Q.27 $WK_{P/C} \rightarrow WK_{P-G}$	Contextual current working design process knowledge causes creation of Current working design process goal knowledge
CD-Q.28 $WK_{P-I} \rightarrow WK_{P-A}$	Current working design process issues knowledge causes creation of Current working design process activity knowledge
CD-Q.29 $WK_{P-I} \rightarrow WK_{P-Out}$	Current working design process issues knowledge causes creation of Current working design process output knowledge
CD-Q.30 $WK_{P-I} \rightarrow DK_A$	Current working design process issues knowledge causes creation of Domain artefact knowledge

(Continued)

Table 8. Continued.

Creation dependencies	Notes
CD-Q.31 $WK_{P/C} \rightarrow WK_{P-In}$	Contextual current working design process knowledge causes creation of Current working design process input knowledge
CD-Q.32 $WK_{P/C} \rightarrow WK_{P-R}$	Contextual current working design process knowledge causes creation of Current working design process resource knowledge

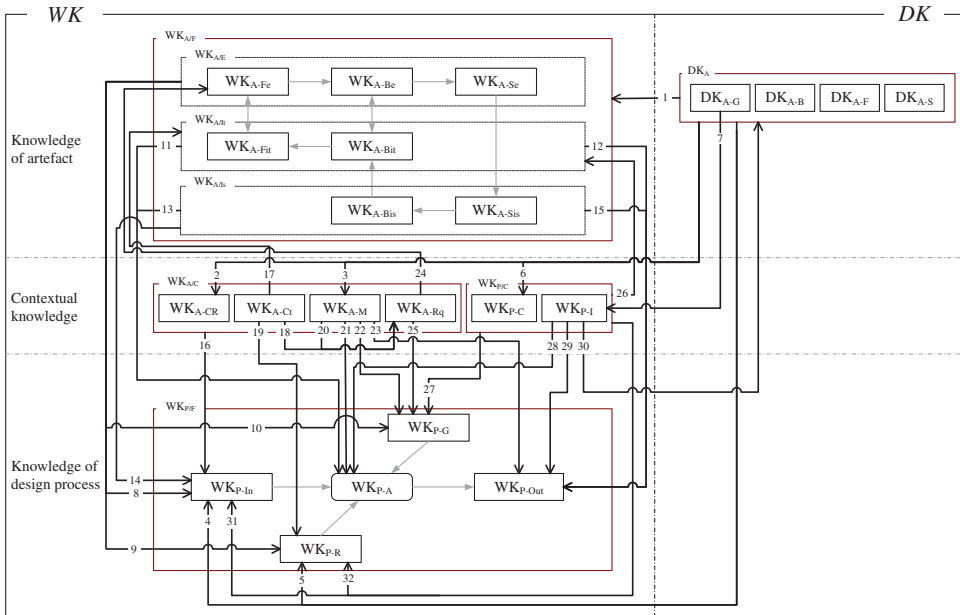


Figure 8. Creation dependencies – based on the questionnaire analysis.

Table 9. Primary dependencies identified.

Dependency	Detail	No. of recurrences
$DK_A \rightarrow WK_{P-In}$	Domain artefact knowledge \rightarrow Current working design process inputs knowledge	4
$WK_{A/E} \rightarrow WK_{P-In}$	Expected current working artefact knowledge \rightarrow Current working design process input knowledge	4
$WK_{A/C} \rightarrow WK_{P-In}$	Contextual current working artefact knowledge \rightarrow Current working design process input knowledge	5
$WK_{P/C} \rightarrow WK_{P-In}$	Contextual current working design process knowledge \rightarrow Current working design process input knowledge	3
$WK_{P/C} \rightarrow WK_{P-R}$	Contextual current working design process knowledge \rightarrow Current working design process resource knowledge	4

knowledge is supplied as an input and subjected to some form of transformation to produce a new piece of knowledge that takes the designer closer to the achievement of the design goals. Furthermore, the additional dependency listing domain artefact knowledge illustrates the importance of domain knowledge within the design process, which corroborates the finding from the protocol analyses stated in Section 4.3. This highlights the value that domain knowledge has during design and the demands that are placed on the designers themselves in terms of the knowledge that they hold. Complex systems design is a specialist, knowledge-intensive activity and requires those

who undertake it to hold in their possession complex systems domain knowledge to support the design process.

5.2.2. *Variety of dependencies*

A second feature emanating from the questionnaire analysis was the identification of a significant number of dependencies that had a low frequency of occurrence across different design projects. Seventy-five per cent of the raw dependencies were identified on no more than one occasion across all questionnaires. As outlined in Section 3.2, the projects used by the designers involved in the workshops were varied in terms of their particular domain, e.g. designer one's project was a ship's electrical system design, whereas designer four used a ship combat system design project as the basis for responding to the questionnaire. The design artefact and design process dependencies identified from the questionnaire cross working and domain boundaries and include artefact functional, behavioural, and structural knowledge elements from the instantiated, expected, and interpreted design spaces. This diversity of dependency types across different design projects, together with their low frequency of occurrence, suggests that there are dependencies that are domain and/or complex system specific. These domain and/or system-specific dependencies are in addition to the recurring dependency set described in Section 5.2.1.

6. Comparison and discussion

The results from the three analyses provide clear evidence of the quantity and variety of creation dependencies that can exist between design artefact and process knowledge elements. Section 6.1 synthesises these observations to provide greater clarity on the artifact–process dependencies, leading to definition of areas for future research that are described in Section 6.2.

6.1. *Comparison of the results from protocol analysis and questionnaire analysis*

Comparing the results from the three analyses, two observations stand out with regard to the identified dependencies: a core common set of dependencies was identified, and in addition to a core set of common dependencies (Section 6.1.1), other dependencies can exist that can vary for different types of project (Section 6.1.2).

6.1.1. *Common creation dependencies*

The common creation dependencies between the two protocol analyses are listed in Table 10. Among the 18 creation dependencies identified from the student design and the 20 dependencies identified from the senior designer's design, 10 of them were or partly identified as common creation dependencies.

Seven common creation dependencies were identified between the protocol analysis of the student design and questionnaire analysis, as highlighted in Table 11. Among the 18 creation dependencies identified from the protocol analysis of the student design, 6 of them were fully or partially identified from the questionnaire. Among the 32 creation dependencies identified from the questionnaire, 7 creation dependencies were identified from the protocol analysis of the student design.

Seven common creation dependencies were identified from the protocol analysis of the senior designer's design work and the questionnaire analysis, as highlighted in Table 12. Among the

Table 10. Creation dependencies identified through both protocol analyses.

Protocol analysis of student product design	Protocol analysis of senior designer's system design	Note	Common creation dependencies
CD-P1.1: $DK_A \rightarrow WK_{P-A}$	CD-P2.1: $DK_A \rightarrow WK_{P-A}$	Fully	
CD-P1.4: $WK_{A/F} \rightarrow WK_{P-A}$ (excluding $WK_{A-Bis} \rightarrow WK_{P-A}$)	CD-P2.4: $WK_{A/F} \rightarrow WK_{P-A}$ (excluding $WK_{A-Bis} \rightarrow WK_{P-A}$ and $WK_{A-Be} \rightarrow WK_{P-A}$)	Fully	
CD-P1.5: $WK_{A-S} \rightarrow WK_{P-G}$	CD-P2.5: $WK_{A-S} \rightarrow WK_{P-G}$	Fully	
CD-P1.6: $WK_{A-S} \rightarrow WK_{P-I}$	CD-P2.6: $WK_{A-S} \rightarrow WK_{P-I}$	Fully	
CD-P1.7: $WK_{A-Rq} \rightarrow WK_{P-G}$	CD-P2.7: $WK_{A-Rq} \rightarrow WK_{P-G}$	Fully	
CD-P1.10: $WK_{P-A} \rightarrow WK_{A/F}$ (excluding $WK_{P-A} \rightarrow WK_{A-Bis}$)	CD-P2.13: $WK_{P-A} \rightarrow WK_{A/F}$ (excluding $WK_{P-A} \rightarrow WK_{A-Bis}$)	Fully	
CD-P1.11: $WK_{P-A} \rightarrow WK_{A-Rq}$	CD-P2.14: $WK_{P-A} \rightarrow WK_{A-Rq}$	Fully	
CD-P1.14: $WK_{P-G} \rightarrow WK_{P-A}$	CD-P2.16: $WK_{P-G} \rightarrow WK_{P-A}$	Fully	
CD-P1.16: $WK_{P/C} \rightarrow WK_{P-A}$	CD-P2.19: $WK_{P-I} \rightarrow WK_{P-A}$	Partially (WK_{P-I} is subset of $WK_{P/C}$)	$WK_{P-I} \rightarrow WK_{P-A}$
CD-P1.18: $WK_{P-I} \rightarrow WK_{P-G}$	CD-P2.20: $WK_{P-I} \rightarrow WK_{P-G}$	Fully	

20 creation dependencies identified from the protocol analysis of the senior designer's design work, 6 of them were fully or partly identified from the questionnaire. Among the 32 creation dependencies identified from the questionnaire, 7 creation dependencies were identified from the analysis of the senior designer's design work.

Comparing the above three sets of common creation dependencies, five creation dependencies were identified from all three analyses, which were: $WK_{A/F} \rightarrow WK_{P-A}$; $WK_{A-S} \rightarrow WK_{P-G}$; $WK_{A-Rq} \rightarrow WK_{P-G}$; $WK_{P-I} \rightarrow WK_{P-A}$; and $WK_{P-I} \rightarrow WK_{P-G}$.

It can be seen that artefact domain knowledge triggers the occurrence of design issue knowledge in both the student design project and complex systems design. Artefact domain knowledge is used by designers in a current design for different purposes, such as the reuse of an available design structure to solve a current design problem. Being familiar with domain knowledge denotes more design experience. Therefore, CD-P1.3 shows that design experience is important as it helps identify issues and problems during design.

As highlighted by the common creation dependencies ($WK_{A/It} \rightarrow WK_{P-A}$, $WK_{A/Is} \rightarrow WK_{P-A}$, $WK_{A-Se} \rightarrow WK_{P-G}$, and $WK_{A-Rq} \rightarrow WK_{P-G}$), fundamental artefact knowledge, which includes function, behaviour and structure, causes the creation of design activities. Design activities produce more current working artefact knowledge, which in turn causes further design activities, which themselves produce more current working artefact knowledge. Thus, the explicit identification of CD-P1.4 in both analyses illustrates how the artefact evolves iteratively as a result of the dependencies between the design activity and fundamental current working artefact knowledge.

Design artefact requirements were observed to trigger design goals in all three studies. CD-P1.7/CD-P2.7/CD-Q.25 shows that the requirements guide the design goals directly. This indicates that design requirements could be addressed by embedding them in design goals, so that the output or the artefact being designed will satisfy the requirements.

Expected current working artefact structural knowledge reflects how the artefact is intended to be made or built so that it can provide the expected function. CD-P1.5, CD-P2.5, and CD-Q.10 show that it triggers the occurrence of design goals in both the product and complex system designs. This highlights that expected structure can create new artefact requirements and, consequently design goals, which will then need to be addressed through iterative and evolving design activities until an acceptable solution is reached.

As WK_{P-I} is a subset of $WK_{P/C}$, two common dependencies $WK_{P-I} \rightarrow WK_{P-G}$ and $WK_{P-I} \rightarrow WK_{P-A}$ identified in all three analyses show that when design issues are raised, new design activities and goals might occur. This indicates that designers create design goals and activities in order to solve raised issues, and that such goals constitute the objectives of these activities. While the focus of the paper is upon the creation dependencies between the artefact and design process knowledge, the analyses have also revealed creation dependencies between design process elements.

6.1.2. Differences of the results from the three studies

In order to illustrate the differences between the results from the three studies, Figure 9 presents the number of creation dependencies identified in each study and the number of common dependencies among the studies.

While 5 out of the total of 52 dependencies were identified as being universal to the studied projects, there were additional dependencies that were not common across all projects. For example, 6 creation dependencies, or 33.3%, of the total creation dependencies identified from the protocol analysis of the student design were not identified in the other two studies. Similarly, 9 creation dependencies, or 45%, of the total identified from the protocol analysis of the senior ship designer were not identified in the other two studies. This suggests that some creation dependencies are particular to specific complex system and product design projects, or to specific stages of the design process. Unlike the finding from the questionnaire analysis, that design experience affects the designer's ability to identify dependencies, there were no obvious differences from the protocol analysis that could be attributed to experience, given there were only 10 out of 28 dependencies that overlapped between the student designer and the senior ship designer.

From the workshops, 48 raw creation dependencies were identified by the designers, which resulted in 32 rationalised creation dependencies. Twenty-four of them, or 75%, of the total rationalised creation dependencies, were not identified through the two protocol analyses. This revealed that the complex system design might involve more creation dependencies due to the complex nature of both the system and the process that produces the design. For example, a ship system has hundreds of subsystems, and for a propeller subsystem, there might be 20 designers involved in the design for a period that might last for several years. However, the student product design project only involved the student and the supervisor for nine months. In addition, the barrier itself was a simple product with only 13 components. Consequently, the design activities involved were fewer, as were other design knowledge elements such as goals, structures, and issues. Therefore, the creation dependencies were simpler.

Though the senior designer's design was a complex system (warship), only 20 creation dependencies were identified from the protocol analysis, of which 6 were found to be common with the outputs from the questionnaire analysis. This might be caused by the limited length of protocol and the design stage of the ship design. Only two hours and 45 minutes of protocol during the

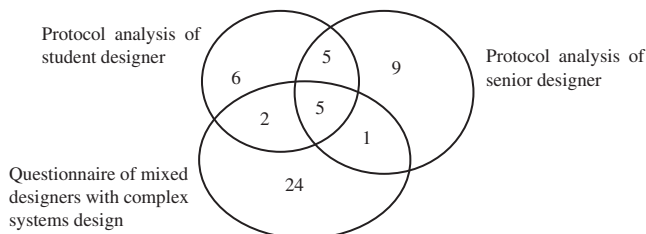


Figure 9. Number of creation dependencies identified in the three studies.

design configuration stage were analysed. In this stage, the designer focused on fixing the structure of the ship, especially the engine, accommodation, and craft bulkhead. Therefore, the types of dependencies were limited to those occurring during this particular stage of the design.

A further consideration is that the variety of the dependencies identified from the questionnaire analysis might also have been caused by the designers' subjective understanding of the creation dependencies and their different levels of design experience. In addition, the length of the workshop could also have had an effect on the designers' input, as the designers need to understand the knowledge elements and the dependencies prior to identify the dependencies.

The analyses presented in this paper culminated in the models presented in Figures 3, 4, and 8. Protocol analyses of a student product design project and a senior ship designer's design identified 18 and 20 creation dependencies, respectively, and a quantitative questionnaire analysis involving seven experienced designers of complex systems resulted in 32 creation dependencies being identified. The study focused on a specific project that was relatively simple (student project), a particular aspect of a complex system (spatial configuration by an experienced designer), and six complex design projects (seven experienced designers). Consequently, while the sample size is limited, it can be concluded that across different projects of varying complexity, creation dependencies exist between design artefact and process knowledge. A common set of dependencies was identified, but it was also determined that in addition to this core set, other creation dependencies can exist based on the particular requirements and domain of a project. The detailed creation dependencies reveal the coupling that can exist between the artefact and design process and are heavily related to the evolution of artefact and design process knowledge. The research presented in this paper has added new knowledge to the study of dependencies between artefact and design process knowledge. It is by no means complete, but it does clearly show the commonalities and differences that can exist in terms of knowledge dependencies during product and complex system design, and provides an initial basis for future research.

6.2. Implications for future design research

As discussed in Section 6.1, significant dependency exists between design artefact and process knowledge. Artefact knowledge elements have been found to influence process knowledge elements, and vice versa. Sections 4 and 5 presented the creation dependencies identified from three studies with some common dependencies identified (see Tables 10–12). The description of the dependencies is restricted to highlighting those that have occurred in specific product and complex system design projects and does not extend to describing their nature or impact. Therefore, further research is required to develop an improved model of design process and artefact dependencies

Table 11. Creation dependencies identified through both the protocol analysis of student design and questionnaire.

Protocol analysis of student product design	Questionnaire of system design	Note	Common creation dependencies
CD-P1.3: $DK_{A-G} \rightarrow WK_{P-I}$	CD-Q.7: $DK_{A-G} \rightarrow WK_{P-I}$	Fully	$DK_{A-G} \rightarrow WK_{P-I}$
CD-P1.4: $WK_{A/F} \rightarrow WK_{P-A}$	CD-Q.11: $WK_{A/It} \rightarrow WK_{P-A}$	Partially ($WK_{A/It}$ and $WK_{A/Is}$ are subset of $WK_{A/F}$)	$WK_{A/It} \rightarrow WK_{P-A}$
	CD-Q.13: $WK_{A/Is} \rightarrow WK_{P-A}$		$WK_{A/Is} \rightarrow WK_{P-A}$
CD-P1.5: $WK_{A-S} \rightarrow WK_{P-G}$	CD-Q.10: $WK_{A/E} \rightarrow WK_{P-G}$	Partially in common of WK_{A-Se}	$WK_{A-Se} \rightarrow WK_{P-G}$
CD-P1.7: $WK_{A-Rq} \rightarrow WK_{P-G}$	CD-Q.25: $WK_{A-Rq} \rightarrow WK_{P-G}$	Fully	$WK_{A-Rq} \rightarrow WK_{P-G}$
CD-P1.16: $WK_{P/C} \rightarrow WK_{P-A}$	CD-Q.28: $WK_{P-I} \rightarrow WK_{P-A}$	Partially (WK_{P-I} is subset of $WK_{P/C}$)	$WK_{P-I} \rightarrow WK_{P-A}$
CD-P1.18: $WK_{P-I} \rightarrow WK_{P-G}$	CD-Q.27: $WK_{P/C} \rightarrow WK_{P-G}$	Partially (WK_{P-I} is subset of $WK_{P/C}$)	$WK_{P-I} \rightarrow WK_{P-G}$

Table 12. Creation dependencies identified through both the protocol analysis of the senior designer's design and questionnaire.

Protocol analysis of student product design	Questionnaire of system design	Note	Common creation dependencies
CD-P2.2: $DK_A \rightarrow WK_{P-I}$	CD-Q.7: $DK_A \rightarrow WK_{P-I}$	Fully	$DK_{A-G} \rightarrow WK_{P-I}$
CD-P2.4: $WK_{A/F} \rightarrow WK_{P-A}$	CD-Q.11: $WK_{A/It} \rightarrow WK_{P-A}$	Partially ($WK_{A/It}$ and $WK_{A/Is}$ are subset of $WK_{A/F}$)	$WK_{A/It} \rightarrow WK_{P-A}$
	CD-Q.13: $WK_{A/Is} \rightarrow WK_{P-A}$		$WK_{A/Is} \rightarrow WK_{P-A}$
CD-P2.5: $WK_{A-S} \rightarrow WK_{P-G}$	CD-Q.10: $WK_{A/E} \rightarrow WK_{P-G}$	Partially in common of WK_{A-Se}	$WK_{A-Se} \rightarrow WK_{P-G}$
CD-P2.7: $WK_{A-Rq} \rightarrow WK_{P-G}$	CD-Q.25: $WK_{A-Rq} \rightarrow WK_{P-G}$	Fully	$WK_{A-Rq} \rightarrow WK_{P-G}$
CD-P2.19: $WK_{P-I} \rightarrow WK_{P-A}$	CD-Q.28: $WK_{P-I} \rightarrow WK_{P-A}$	Fully	$WK_{P-I} \rightarrow WK_{P-A}$
CD-P2.20: $WK_{P-I} \rightarrow WK_{P-G}$	CD-Q.27: $WK_{P/C} \rightarrow WK_{P-G}$	Partially (WK_{P-I} is subset of $WK_{P/C}$)	$WK_{P-I} \rightarrow WK_{P-G}$

to aid the development of research outputs that can increase the effectiveness with which design can be supported. As design progresses, new artefact and domain knowledge elements are created and as a result new dependencies arise whose nature may vary. For example, some may be dependencies from which benefit can be obtained through their exploitation, while others may be harmful in nature and require mitigation. This offers considerable scope for greater research into the existence and character of dependencies together with their management to ensure effective and efficient design. Essentially, this research falls within three areas: modelling knowledge dependencies, developing approaches for identifying dependencies and their evolution during design, and developing tools and approaches to manage these dependencies such that efficient and effective design can be realised.

6.2.1. Modelling knowledge dependencies

The results presented in Sections 4 and 5 and subsequently discussed in Section 6.1 have highlighted the existence of a wide variety of knowledge creation dependencies, but has not extended to defining their content and application beyond that. For example, an identified creation dependency common to many projects (see Section 5.2) was domain artefact general knowledge resulting in the creation of current working knowledge of design process issues ($DK_{A-G} \rightarrow WK_{P-I}$). However, its nature was not defined further and questions remain with regard to how such a dependency could be modelled. For example:

- What features of the artefact knowledge element resulted in the creation of the process knowledge element?
- How did they cause it?
- How should the different types of knowledge elements be modelled?
- What levels of certainty can exist in the dependencies?
- Are dependencies conditional?

Furthermore, the dependencies presented in this paper consider only two knowledge elements. Modelling of more complex dependencies, e.g. featuring more than two knowledge elements, is an important area for future research.

6.2.2. Developing approaches for managing the evolution of dependencies

Paying particular note to the results presented in Section 4, a prominently observable aspect of the protocol analysis was that dependencies arose as design progressed. They were not identified prior

to the start of design but were dynamic in their nature and appeared as the knowledge elements themselves appeared. In addition, explicit recognition of them as creation dependencies and the elements involved did not occur during design but afterwards through the protocol analysis. This raises the issue of how dependencies evolve over time and how emergence can vary for different types of dependencies. For example:

- Does a dependency arise instantaneously or does it emerge gradually over a period of time?
- What are the different states of evolution that various types of dependencies can go through?
- What is the lifecycle of a dependency?
- How can design dependencies be identified or monitored in real time during design?
- How does evolution of these dependencies affect artefact and process knowledge elements?
- How does the importance of dependencies vary over time?

The importance of studying the emergence and gradual evolution of dependencies is that it enables designers to become aware of dependencies that may result in the future and to subsequently assess the impacts of those dependencies on design performance through the analysis of what-if scenarios. Thus, if a dependency is identified that may be detrimental to design performance, then steps can be taken to avoid it occurring in the first instance, whereas if a positive performance impact can be identified then steps can be taken to encourage the dependency's creation such that it can be exploited.

6.2.3. *Developing tools and approaches to manage dependency impact on design performance*

A common theme to the research areas outlined in Sections 6.2.1 and 6.2.2 is that design artefact and process dependencies can impact design performance. The third research area identified is that of managing the impact of these dependencies on design performance. Different types of dependency can have different impacts on design, which may be detrimental or profitable in terms of design performance. Thus, a particular design activity producing a design artefact knowledge element may result in a creation dependency that introduces a new activity into the design process. The focus of this strand of research would be on investigating how specific impacts such as these can be related to design performance. That is, what is the effect of the introduction of this new activity (caused by the creation of a new artefact knowledge element) on design performance? While a design artefact decision may have a positive effect with regard to the artefact, it may have negative consequences for the design process. Incorporating this dependency knowledge into design decision support systems can provide designers with an enhanced view of the impact of their design decisions. By understanding these impacts, their decisions can be evaluated more comprehensively and those that have the most positive impact on the design performance can be implemented. If integrated into decision support tools, the dependencies could facilitate designers in predicting the implications of technical (artefact) as well as process-based decisions. Furthermore being able to determine the impact of knowledge dependencies on design performance can facilitate the use of optimisation analyses to determine which design artefact and process decisions offer the best means to optimise design performance.

7. Conclusion

The research described in this paper provides an initial detailed insight into the nature of artefact and design process knowledge creation dependencies, which also reflect the evolution of the artefact and design process knowledge. The key findings and results of the work presented in this paper are:

- Eighteen creation dependencies were identified from the protocol analysis of the student product-based design project, 20 were identified from the senior designer's complex system design project work, and 32 were identified from the questionnaire analysis of complex system designers.
- Dependencies have different occurrence frequencies and some dependencies are more common than others (Figure 6). A significant number of dependencies were shown at a low frequency across different design projects in the questionnaire (75% of the raw dependencies were identified by no more than one designer).
- While there seems to be a core dependency set that is common across different types of design (five were found in all three analysis), there are also dependencies that are domain and/or system specific.
- There exist creation dependency loops during design, which indicate the iterative evolutionary nature of design knowledge.
- Though it is well understood that domain knowledge plays an important role in design, the study reported in this paper formalises its relation in the creative activity and artefact design evolution. That is, while current working knowledge is the focus and main deliverable of design, domain knowledge is no less important when considering creation dependencies.

Given these findings, there is significant scope for further research into defining, modelling, and managing design artefact–process dependencies. Specifically, research in the areas of modelling knowledge dependencies, developing approaches for managing the evolution of dependencies, and developing tools and approaches to manage dependency impact on design performance would enable the design research community to provide increased levels of support to designers in industry.

Acknowledgements

This work has been supported by Universities UK (ORS), University of Strathclyde (IRS), and British Federation of Women Graduates (BFWG). The authors would also like to thank Miss Laura Crawford and Prof. Norman McNally for their help and support in the protocol analysis of the student project, and the seven engineers in BAE Systems Surface Fleet Solutions Limited (SFS) and Company A for providing input for the questionnaire.

Notes

1. The term 'artefact' can refer to different entity types. The work presented in this paper focuses on technical systems (Hubka and Eder 1988) design. Therefore, the term 'artefact' is used here to reflect technical system design. Thus, artefact knowledge is the knowledge that concerns the nature of the artefact, for example, what the design is used for, how the design works and how the design is constructed (Zhang 1999).
2. Company name withheld to maintain confidentiality.
3. Gero and Kannengiesser used 'world' instead of 'space' in describing the environment within which different types of knowledge exist.

References

- Adelson, B. 1989. "Cognitive Research: Uncovering How Designers Design; Cognitive Modelling: Explaining and Predicting How Designers Design." *Research in Engineering Design* 1 (1): 35–42.
- Ahmad, N., D. C. Wynn, and P. J. Clarkson. 2013. "Change Impact on a Product and Its Redesign Process: A Tool for Knowledge Capture and Reuse." *Research in Engineering Design* 24 (3): 219–244.
- Ahmed, S., and K. M. Wallace. 2006. "Reusing Design Knowledge." In *Advance in Design*, edited by H. A. ElMaraghy and W. ElMaraghy, 75–86. London: Springer-Verlag.
- Akin, O., and C. Lin. 1995. "Design Protocol Data and Novel Design Decisions." *Design Studies* 16 (2): 211–236.

- Almefelt, L., F. Berglund, P. Nilsson, and J. Malmqvist. 2006. "Requirements Management in Practice: Findings from an Empirical Study in the Automotive Industry." *Research in Engineering Design* 17 (3): 113–134.
- Baxter, D., J. Gao, K. Case, J. Harding, B. Young, S. Cochrane, and S. Dani. 2007. "An Engineering Design Knowledge Reuse Methodology Using Process Modelling." *Research in Engineering Design* 18 (1): 37–48.
- Blessing, L. T. M. 1994. "A Process-Based Approach to Computer-Supported Engineering Design." PhD, University of Twente, Netherlands.
- Brazier, F. M. T., P. H. G. Van Langen, Z. Ruttkay, and J. Treur. 1994. "On Formal Specification of Design Tasks." In *Artificial Intelligence in Design '94*, edited by J. S. Gero and F. Sudweeks, 535–552. Lausanne, Switzerland: Kluwer Academic Publishers.
- Brazier, F. M. T., P. H. G. Van Langen, and J. Treur. 1998. "Strategic Knowledge in Compositional Design Models." In *Artificial Intelligence in Design '98*, edited by J. S. Gero and F. Sudweeks, 129–147. Lisbon, Portugal: Kluwer Academic Publishers.
- Brissaud, D., O. Garro, and O. Poveda. 2003. "Design Process Rationale Capture and Support by Abstraction of Criteria." *Research in Engineering Design* 14 (3): 162–172.
- Chakrabarti, A., S. Morgenstern, and H. Knaab. 2004. "Identification and Application of Requirements and their Impact on the Design Process: A Protocol Study." *Research in Engineering Design* 15 (1): 22–39.
- Crawford, L. 2008. "Post Installation." Patent number GB2439950. In *Patents and Designs Journal (Section 25(1): 10 August 2011 No 6377*, edited by Intellectual Property Office. UK.
- Cross, N., H. Christiaans, and K. Dorst, eds. 1996. *Analysing Design Activity*. Chichester: John Wiley.
- Darlington, M. J., and S. J. Culley. 2000. "A Model of Factors Influencing the Design Requirement." *Design Studies* 25 (4): 329–350.
- Deng, Y.-M., S. B. Tor, and G. A. Britton. 1999. "A Computerized Design Environment for Functional Modeling of Mechanical Products." In *Fifth ACM Symposium on Solid Modeling and Applications*, edited by Willem F. Bronsvort and David C. Anderson, 1–12. Ann Arbor, MI: ACM Press.
- Duffy, A. 2005. "Design Process and Performance." In *Engineering Design – Theory and Practice. A Symposium in Honour of Ken Wallace*, edited by John Clarkson and Mari Huhtala, 76–85. Cambridge: Engineering Design Centre, University of Cambridge.
- Ericsson, K. A., and H. A. Simon. 1993. *Protocol Analysis: Verbal Reports as Data*. Cambridge, MA: MIT Press.
- Gero, J. S. 1990. "Design Prototypes: A Knowledge Representation Schema for Design." *AI Magazine* 11 (4): 26–36.
- Gero, J. S., and U. Kannengiesser. 2004. "The Situated Function-Behaviour-Structure Framework." *Design Studies* 25 (4): 373–391.
- Gero, J. S., and T. McNeill. 1998. "An Approach to the Analysis of Design Protocols." *Design Studies* 19 (1): 21–61.
- Giess, M. D., Y. M. Goh, L. Ding, and C. A. McMahon. 2007. "Improved Product, Process and Rationale Representation and Information Organisation to Support Design Learning." Paper presented at the international conference of engineering design '07, Paris, France.
- Gorti, S. R., A. Gupta, G. J. Kim, R. D. Sriram, and A. Wong. 1998. "An Object-Oriented Representation for Product and Design Processes." *Computer-Aided Design* 30 (7): 489–501.
- Gorti, S. R., and R. D. Sriram. 1996. "From Symbol to Form: A Framework for Conceptual Design." *Computer-Aided Design* 28 (11): 853–870.
- Huang, H.-Z., and Y.-K. Gu. 2006a. "Development Mode Based on Integration of Product Models and Process Models." *Concurrent Engineering Research and Applications* 14 (1): 27–34.
- Huang, H.-Z., and Y.-K. Gu. 2006b. "Product Development Process Modeling Based on Information Feedback and Requirement Cooperation." *Concurrent Engineering Research and Applications* 14 (2): 87–98.
- Hubka, V., and W. E. Eder. 1988. *Theory of Technical Systems: A Total Concept Theory for Engineering Design*. Berlin: Springer Verlag.
- Hybs, I., and J. S. Gero. 1992. "An Evolutionary Process Model of Design." *Design Studies* 13 (3): 273–290.
- Iwasaki, Y., and B. Chandrasekaran. 1992. "Design Verification Through Function and Behaviour-Oriented Representations: Bridging the Gap Between Function and Behavior." In *Artificial Intelligence in Design '92*, edited by J. S. Gero, 597–616. Pittsburgh, PA: Kluwer Academic Publishers.
- Klein, R. 2000. "Knowledge Modeling in Design – The MOKA Framework." In *Artificial Intelligence in Design '00*, edited by J. S. Gero, 77–102. Worcester, MA: Kluwer Academic Publishers.
- Koh, E. Y. 2013. "Engineering Design and Intellectual Property: Where Do They Meet?" *Research in Engineering Design*. doi:10.1007/s00163-013-0153-5
- Li, Y.-l., and W. Zhao. 2009. "Development of an Integrated-Collaborative Decision Making Framework for Product Top-Down Design Process." *Robotics and Computer-Integrated Manufacturing* 25 (3): 497–512.
- Meehan, J. S., A. H. B. Duffy, and R. I. Whitfield. 2007. "Supporting 'Design for Re-use' with Modular Design." *Concurrent Engineering* 15 (2): 141–155.
- Pahl, G., and W. Beitz. 1996. *Engineering Design: A systematic approach*. London: The Design Council, Springer-Verlag.
- Pahl, G., W. Beitz, J. Feldhusen, and K.-H. Grote. 2007. *Engineering Design: A Systematic Approach*. 3rd ed. London: Springer-Verlag.
- Pavkovic, N., N. Bojcevic, and D. Marjanovic. 2002. "Modelling the Relation Network in the Integrated Product and Design Process Model." Paper presented at the international design conference – design 2002, Dubrovnik.
- Pugh, S. 1991. *Total Design: Integrated Methods for Successful Product Engineering*. Workingham, England: Addison-Wesley.
- Qian, L., and J. S. Gero. 1996. "Function-Behaviour-Structure Paths and Their Role in Analogy-Based Design." *Artificial Intelligence for Engineering Design, Analysis and Manufacturing* 10 (4): 289–312.

- Reymen, I. M. M. J., D. K. Hammer, P. A. Kroes, J. E. van Aken, C. H. Dorst, M. F. T. Bax, and T. Basten. 2006. "A Domain-Independent Descriptive Design Model and its Application to Structured Reflection on Design Processes." *Research in Engineering Design* 16 (4): 147–173.
- Robin, V., S. Sperandio, S. Blanc, and P. Girard. 2005. "Interactions Modelling Between Factors Influencing Management of Design System Evolution." Paper presented at the international conference on engineering design 05, Melbourne.
- de Roode, B. H. 1998. "Mapping Between Product Structures." In *Artificial Intelligence in Design '98*, edited by J. S. Gero and F. Sudweeks, 445–459. Lisbon, Portugal: Kluwer Academic Publishers.
- Sim, S. K., and A. H. B. Duffy. 2000. "Evaluating a Model of Learning in Design Using Protocol Analysis." In *Artificial Intelligence in Design '00*, edited by J. S. Gero, 455–477. Worcester, MA: Kluwer Academic Publishers.
- Sim, S. K., and A. H. B. Duffy. 2003. "Towards an Ontology of Generic Engineering Design Activities." *Research in Engineering Design* 14 (4): 200–223.
- Sim, S. K., and A. H. B. Duffy. 2004. "Evolving a Model of Learning in Design." *Research in Engineering Design* 15 (1): 40–61.
- Smithers, T. 1998. "Towards a Knowledge Level Theory of Design Process." In *Artificial Intelligence in Design '98*, edited by J. S. Gero and F. Sudweeks, 3–21. Lisbon, Portugal: Kluwer Academic Publishers.
- Sosa, M. E. 2007. "Aligning Process, Product, and Organisational Architectures in Software Development." Paper presented at the international conference of engineering design '07, Paris, France.
- Suh, N. P. 1990. *The Principles of Design*. New York: Oxford University Press.
- Takeda, H., M. Yoshioka, T. Tomiyama, and Y. Shimomura. 1996. "Analysis of Design Protocol by Functional Evolution Process Model." In *Analysing Design Activity*, edited by N. Cross, H. Christiaans, and K. Dorst, 187–209. Chichester: John Wiley.
- Ullman, D. G. 2001. "The Ideal Engineering Decision Support System." Accessed June, 2001. <http://www.robustdecisions.com/theidealenginsyste1.pdf>
- Varejao, F., C. Menezes, A. Garcia, C. Souza, and M. Fromherz. 2000. "Towards an Ontological Framework for Knowledge-Based Design Systems." In *Artificial Intelligence in Design '00*, edited by J. S. Gero, 55–75. Worcester, MA: Kluwer Academic Publishers.
- Wang, W., A. Duffy, and M. Haffey. 2007. "A Post-Positivism View of Function Behaviour Structure." Paper presented at the 16th international conference on engineering design (ICED '07), Paris.
- Wang, W. 2008. "The Nature of Evolutionary Artefact and Design Process Knowledge Coupling." PhD Thesis, Design Manufacture and Engineering Management, University of Strathclyde, Glasgow.
- Wu, Z., and A. H. B. Duffy. 2002. "Using Protocol Analysis to Investigate Collective Learning in Design." In *Artificial Intelligence in Design '02*, edited by J. S. Gero, 261–284. Cambridge: Kluwer Academic Publishers.
- Wynn, D. C., and P. J. Clarkson. 2008. "Linkage Meta-Modelling to Support the Development of Design Process Improvement Tools." In *The Seventh International Symposium on Tools and Methods for Concurrent Engineering (TMCE 2008)*, edited by I. Horvath and Z. Rusak, 1037–1050. Izmir, Turkey: Delft University of Technology.
- Zhang, Y. 1999. "Computer-Based Modelling and Management for Current Working Knowledge Evolution Support." PhD Thesis, CAD Centre, Design Manufacture and Engineering Management, University of Strathclyde, Glasgow.

Appendix. Nomenclature table

Abbreviations	Meaning
A	Design activity
B _e	Expected behaviour
B _{it}	Interpreted behaviour
B _{is}	Instantiated behaviour
C	Design context
C _t	Constraints
CR	Causal relationships
DK	Domain knowledge
DK _A	Domain artefact knowledge
DK _{A/it}	Interpreted domain artefact knowledge
DK _{A–Bit}	Interpreted domain artefact behavioural knowledge
DK _{A–Fit}	Interpreted domain artefact functional knowledge
DK _{A–G}	Domain artefact general knowledge
DK _{A–Sis}	Instantiated domain artefact structural knowledge
F _e	Expected function
F _{it}	Interpreted function
G	Design goal
I	Design issues
In	Design input
M	Motivations
Out	Design output
R	Resource
R _q	Requirements
S _e	Expected structure
S _{is}	Instantiated structure

WK	Current working knowledge
WK _A	Current working artefact knowledge
WK _{A/C}	Contextual current working artefact knowledge
WK _{A/E}	Expected current working artefact knowledge
WK _{A/F}	Fundamental current working artefact knowledge
WK _{A/It}	Interpreted current working artefact knowledge
WK _{A/Is}	Instantiated current working artefact knowledge
WK _{A-B}	Current working artefact behavioural knowledge
WK _{A-Be}	Expected current working artefact behavioural knowledge
WK _{A-Bit}	Interpreted current working artefact behavioural knowledge
WK _{A-Bis}	Instantiated current working artefact behavioural knowledge
WK _{A-CR}	Current working artefact causal relationships knowledge
WK _{A-Ct}	Current working artefact constraints knowledge
WK _{A-F}	Current working artefact functional knowledge
WK _{A-Fe}	Expected current working artefact functional knowledge
WK _{A-Fit}	Interpreted current working artefact functional knowledge
WK _{A-M}	Current working artefact motivations knowledge
WK _{A-Rq}	Current working artefact requirements knowledge
WK _{A-S}	Current working artefact structural knowledge
WK _{A-Se}	Expected current working artefact structural knowledge
WK _{A-Sis}	Instantiated current working artefact structural knowledge
WK _P	Current working design process knowledge
WK _{P/F}	Fundamental current working design process knowledge
WK _{P/C}	Contextual current working design process knowledge
WK _{P-A}	Current working design process activity knowledge
WK _{P-C}	Current working design process context knowledge
WK _{P-G}	Current working design process goal knowledge
WK _{P-I}	Current working design process issues knowledge
WK _{P-In}	Current working design process input knowledge
WK _{P-Out}	Current working design process output knowledge
WK _{P-R}	Current working design process resource knowledge