

On the oscillatory hydrodynamic instability of gravitational thermal flows of liquid metals in variable cross-section containers

Marcello Lappa and Hermes Ferialdi

Citation: [Physics of Fluids](#) **29**, 064106 (2017); doi: 10.1063/1.4985197

View online: <http://dx.doi.org/10.1063/1.4985197>

View Table of Contents: <http://aip.scitation.org/toc/phf/29/6>

Published by the [American Institute of Physics](#)



**COMPLETELY
REDESIGNED!**

Physics Today Buyer's Guide
Search with a purpose.

On the oscillatory hydrodynamic instability of gravitational thermal flows of liquid metals in variable cross-section containers

Marcello Lappa^{a)} and Hermes Ferialdi

Department of Mechanical and Aerospace Engineering, University of Strathclyde, James Weir Building, 75 Montrose Street, Glasgow G1 1XJ, United Kingdom

(Received 10 April 2017; accepted 25 May 2017; published online 14 June 2017)

Natural convective flows of liquid metals in open or closed ducts and containers play a relevant role in a variety of applications in mechanical, materials, and nuclear engineering. This analysis follows and integrates the line of inquiry started in past authors' work about the typical properties of these flows and associated hierarchy of bifurcations in rectangular geometries. The Navier–Stokes and energy equations are solved in their time-dependent and non-linear formulation to investigate the onset and evolution of oscillatory disturbances and other effects breaking the initially unicellular structure of the flow. It is shown that a kaleidoscope of oscillatory patterns is made possible by the new degree of freedom represented by the opposite inclination of the walls with respect to the horizontal direction. Even minute variations in the geometry and/or initial conditions can cause significant changes. Multiple states exist which can replace each other in given sub-regions of the space of parameters. Observed regimes include stationary convection, weakly oscillating rolls, coalescing rolls, traveling waves, and modulated (pulso-traveling) disturbances. Most interestingly, traveling waves can propagate either in the downstream or in the upstream direction according to whether the walls are converging or diverging. *Published by AIP Publishing.* [<http://dx.doi.org/10.1063/1.4985197>]

I. INTRODUCTION

Thermogravitational flows of liquid metals are widespread in technology and related engineering applications (Delgado Buscalioni and Crespo del Arco,¹ Kaddeche *et al.*,² Li *et al.*,³ Okano *et al.*,⁴ Jaber and Saghir,⁵ and Lappa^{6,7}).

As an example, such flows typically play an important role in the solidification of industrial castings and ingots (Ludwig *et al.*⁸ and Abhilash *et al.*⁹). Similar concepts can be applied to the companion field of “crystal growth from the melt,” which is typically concerned with the production of crystals of semiconductor or superconductor materials starting from the corresponding liquid state (Dupret and Van der Bogaert¹⁰ and Monberg¹¹).

Additional relevance for such flows lies in the nuclear engineering area. As an example, liquid-metal cooled nuclear reactors (liquid-metal fast reactor or LMFR) represent a class of advanced-type nuclear devices where water as the primary coolant has been replaced by a liquid metal (Zrodnikov *et al.*¹²). Along the same lines, other applications of a prototypical nature can be found in heat exchangers for high power electronic devices based on metals (that are liquid at ambient temperature or have a small melting point temperature, see the work of Luo and Liu¹³).

Actual geometries in practice are often found to have shapes with top or bottom boundaries being more or less inclined with respect to the horizontal. In all these circumstances, obviously, a proper knowledge of the circulation pattern established inside the fluid should be regarded as the

necessary prerequisite for further developments in these fields. Acquiring the capability to assess in advance the intensity and the patterning behavior of such flows might indeed be the key to implement new strategies aimed either to “product” quality improvement (in typical industrial processes concerned with the solidification of castings and ingots or with the production of high-quality semiconductor crystals for electronic applications) or power-plant optimization (in electronic and nuclear engineering).

Apart from applications of a practical or prototypical nature, however, there is no doubt that most of the interest in such subjects is essentially *academic*. Indeed, the instabilities of thermogravitational flows in liquid metals and related hierarchy of bifurcations do exert an appeal to researchers and scientists because of their inherent *complexity*. There seems to be no obvious limit to the richness of such dynamics and the variety of related patterns. Such organized structures (and their spatio-temporal evolution) are often aesthetically pleasing and “philosophically” challenging (in terms of the implications they have on the theory of chaos), which makes them irresistible to theoretical physicists.¹⁴

From a purely mathematical point of view, a rigorous formulation of this problem can be cast in the form of the so-called initial-boundary value problem (IBVP) where the governing balance equations for mass, momentum, and energy have to be solved together with the related initial and boundary conditions. In turn, this requires implicitly the adoption of a given solution strategy, be it analytical, approximate (semi-exact), or “numerical.”

Determining solutions of the equations governing such flows (Navier–Stokes + energy equations) in the analytic form is an extremely challenging task (Ostroumov,¹⁵ Birikh,¹⁶ and

^{a)}Email: marcello.lappa@strath.ac.uk

Lappa¹⁷). These exact solutions are known to exist only in very special circumstances (most of which being purely “ideal”), such as domains infinitely extended along the direction of the imposed temperature gradient or flows attaining a purely “parallel state,” which is a kind of motion for which only one of the two velocity components in the plane containing the temperature gradient is not zero (which makes the resulting IBVP problem essentially “linear”).

The so-called class of Adomian’s decomposition methods (see, e.g., the work of Adomian,¹⁸ Cherruault and Adomian,¹⁹ and Babolian *et al.*²⁰) can provide approximate solutions without the need for linearization, perturbation, or discretization. Such an approach has been applied with a significant rate of success to the case of liquid metals flowing in converging or diverging channels for a variety of conditions and physical effects (Makinde,²¹ Mhone and Makinde,²² and Asadullah *et al.*²³). These studies, however, have been limited essentially to unidirectional (Couette-like) flows.

The specific case of the thermogravitational flow of liquid metals in differentially heated “converging or diverging” containers, encompassing both the direct (from the hot side to the cold side) and “return” currents (in the opposite direction), has been addressed most recently by Lappa and Ferialdi²⁴ on the basis of a hybrid approach relying on the numerical integration of the IBVP problem in conjunction with analytic solutions of the temperature field (used as initial conditions).

Though the main objective of that work was an analysis of the typical structure of the Hadley flow in containers having varying cross-sectional areas in the specific case of liquid metals flowing in *steady conditions*, it was indicated that such a problem might display a much more complex behavior when time-dependence sets in (including a non-trivial dependence on geometrical parameters and the

characteristic control parameter, namely, the Rayleigh number, Ra).

The complex (non-monotone) dependence displayed by the intensity of the flow and the related shear stress on the geometry characteristic parameters even in steady conditions and the existence of “inflection points” in the velocity profiles revealed by that study would indeed call for a new analysis specifically conceived to address the potential onset of disturbances of a hydrodynamic nature when larger values of the control parameter Ra are considered. The overarching aim of the present study, therefore, is to open up for such an inquiry.

Such disturbances are expected to break the typical initial unicellular Hadley flow (Lappa and Ferialdi²⁴) via stationary or oscillatory bifurcations and produce significant asymmetries in the problem dependence on the so-called compression (or expansion) ratio (defined as the ratio of the size of the heated wall to that of the cooled wall).

II. MATHEMATICAL MODEL AND NUMERICAL METHOD

A. The system

We consider a two-dimensional shallow cavity symmetric with respect to the horizontal direction with average depth d , laterally delimited by solid walls at different temperatures (one cooled and the other heated) having heights d_{hot} and d_{cold} . The overall system aspect ratio (A) is naturally defined as its length-to-average-depth ratio $A = L/d$, where $d = (d_{\text{hot}} + d_{\text{cold}})/2$. Another relevant characteristic geometrical parameter (refer to Fig. 1) is the aforementioned expansion (compression) ratio $\eta = d_{\text{hot}}/d_{\text{cold}}$, which can be >1 (diverging geometry) or <1 (converging geometry), while for $\eta = 1$ one would

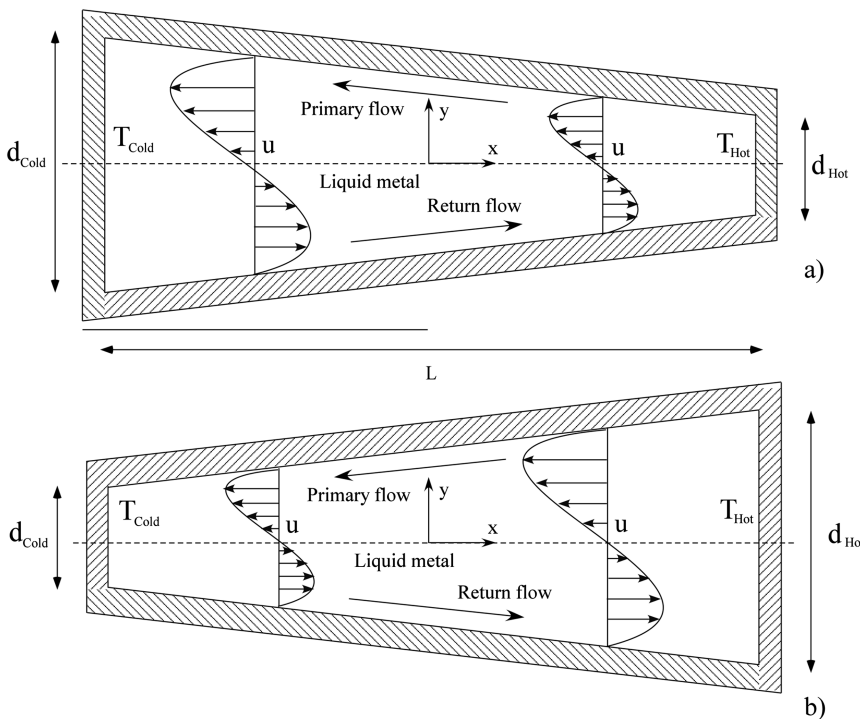


FIG. 1. Sketch of the considered geometry, related thermal and kinematic boundary conditions, and reference system: (a) $\eta < 1$, (b) $\eta > 1$.

recover the classical case with horizontal boundaries originally introduced by Hadley.²⁵

We assume the top and bottom walls to be adiabatic (no heat exchange).

As schematically shown in Fig. 1, the natural buoyancy flow emerging in such configurations for relatively small values of the control parameter consists of a single horizontally elongated convective roll (with fluid rising in proximity to the heated wall, moving along the upper wall from the right side to the left side, moving downward when it meets the left (cold) wall, and finally coming back to its original position along the bottom wall).

As preliminarily shown by Lappa and Ferialdi,²⁴ both the streamfunction and the nondimensional shear stress being associated with such unicellular flows attain a minimum when the top and bottom walls are perfectly horizontal (the canonical rectangular enclosures that have attracted so much attention in past studies on the subject), i.e., for $\eta = 1$. Any departure from this ideal condition, however, can cause an increase in the shear stress and ψ (the related dependence is relatively complex and non-monotone²⁴).

As outlined in Sec. I, these authors also confirmed the presence of “inflection points” in the velocity profile (see again Fig. 1). Such points are known to play a crucial role in determining the “future” behavior of the system when the intensity of the driving force is increased. For a purely parallel flow, indeed, it is known that in the case of inviscid dynamics, the following (Rayleigh’s) theorem holds: “*In a shear flow a necessary condition for instability is that there must be a point of inflection in the velocity profile $u = u(y)$, i.e., a point where $d^2u/dy^2 = 0$.*” As illustrated by Tollmien,²⁶ this theorem can be regarded as also a sufficient condition in many situations (for more comprehensive discussions, the interested readers may consider the work of Lin,²⁷ Rosenbluth and Simon,²⁸ and Drazin and Howard²⁹).

Introducing the fluid Prandtl number as $Pr = \nu/\alpha$, where α is the thermal diffusivity and ν is the kinematic viscosity, such a theorem would be valid in the limit as $Pr \rightarrow 0$. Along these lines, the present study expressly targets an improved understanding of the regimes of fluid motion that are established in converging and diverging geometries in the case of liquid metals (for which $Pr \ll 1$) when the characteristic control parameter (the Rayleigh number in our case) increases. Here such a parameter is defined as

$$Ra = GrPr = g\beta_T \Delta T d^3 / \nu \alpha, \quad (1)$$

where ΔT is the horizontal temperature difference, β_T is the thermal expansion coefficient, and $Gr = Ra/Pr$ is the Grashof number.

Given the very small value of Pr considered in the present analysis ($Pr = 0.01$), the simple observations above give rise to the important question to understand whether such flows could become unstable against the onset of disturbances of a *hydrodynamic nature* such as those identified in past analyses essentially for parallel flows or convection of liquid metals in rectangular cavities with finite extent (Hurle,³⁰ Hart,^{31,32} Gill,³³ Laure and Roux,³⁴ Kuo and Korpela,³⁵ Wang and Korpela,³⁶ Crespo del Arco *et al.*,³⁷ Pulicani *et al.*,³⁸ Okada and Ozoe,^{39,40} and Gelfgat *et al.*⁴¹). Such instabilities are

known to be driven by the mean shear stress (this is the reason why they are often referred to as “shear instability” and the related disturbances as hydrodynamic ones). As a result, a chain of roll is typically created on the frontier of the two opposing (primary and return) horizontal currents characterizing the basic flow. These disturbances are in general stationary (the general outcome of this instability is the replacement of the initial “unicellular” Hadley flow with a multicellular convective structure) and become oscillatory when a second threshold in terms of applied temperature gradient is exceeded.^{3,42}

B. Governing equations

Referring velocity and temperature to the scales α/d and ΔT , respectively, and scaling all distances on d , the governing equations in the nondimensional form (incompressible form) read as

$$\nabla \cdot \underline{V} = 0, \quad (2)$$

$$\frac{\partial \underline{V}}{\partial t} = -\nabla p - \nabla \cdot [\underline{V}\underline{V}] + Pr \nabla^2 \underline{V} - Pr Ra T \underline{i}_g, \quad (3)$$

$$\frac{\partial T}{\partial t} + \nabla \cdot [\underline{V}T] = \nabla^2 T, \quad (4)$$

where \underline{V} , T , and p are the nondimensional velocity, temperature, and pressure, respectively, \underline{i}_g is the unit vector along the direction of gravity, and the Boussinesq approximation has been used for the buoyancy production term in the momentum equation.

C. The numerical method, initial and boundary conditions

Though a mathematical basis for the study of these problems is the theory of stability and the theory of bifurcation, as shown in different studies, also direct numerical discretization and solution of the system model equations (the Navier–Stokes equations in their complete form together with the energy equation, also referred to as thermal convection equations) can provide significant information.

Here the governing equations have been solved numerically assuming no-slip conditions on the walls, conditions of prescribed temperature at the left and right sidewalls, and adiabatic top and bottom (non-horizontal) boundaries.

Moreover, most conveniently (to speed up algorithm convergence), for each simulation the initial temperature field has been initialized using the analytic solution determined by Lappa and Ferialdi²⁴ in the limit as $Ra \rightarrow 0$ (diffusive conditions),

$$T(x) = \frac{\ln [1 + (\eta - 1) \xi]}{\ln (\eta)}, \quad (5)$$

where $\xi = \left(\frac{x}{A} + \frac{1}{2}\right)$ and as shown in Fig. 2, it is to verify that

$$\lim_{\eta \rightarrow 1} \frac{\ln [1 + (\eta - 1) \xi]}{\ln (\eta)} = \xi. \quad (6)$$

In particular, we solved the balance equations and related boundary conditions in their complete *non-linear and time-dependent* form using the open source software OpenFoam.

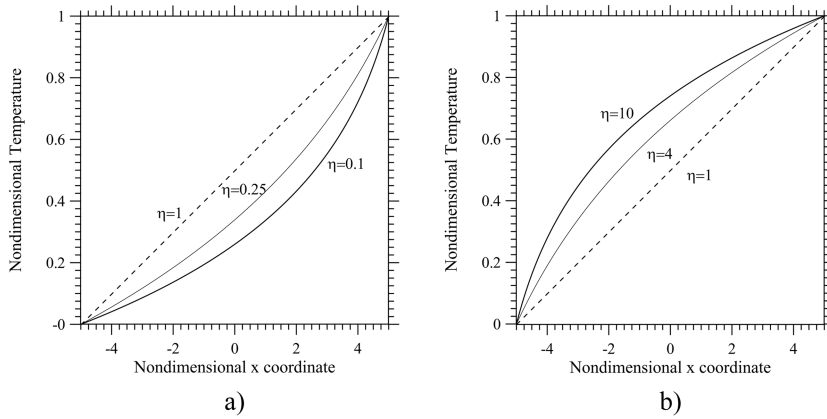


FIG. 2. Exact solution for the temperature distribution plotted for $A = 10$ and $Ra = 0$ (a dashed line is used for the corresponding ideal linear temperature profile): (a) $\eta < 1$ (converging walls); (b) $\eta > 1$ (diverging walls). The temperature profile is concave or convex for $\eta < 1$ or $\eta > 1$, respectively.

The related solution strategy is based on a classical Finite Volume Method (FVM) approach relying on the spatial discretization of the governing equations cast in an integral form over a finite set of control volumes.

With OpenFoam, as for all classical techniques pertaining to the so-called category of projection methods (also known under several other names such as the *fractional-step method* or *pressure-correction method*, also simply referred to as the *primitive-variables approach*), the velocity and pressure fields are treated in a segregated (sequential) manner. The pressure is determined on the basis of a pressure-correction equation obtained using the discrete momentum equation to replace the velocity field in the continuity equation (the so-called “Pressure Implicit with Splitting of Operator”, i.e. PISO approach, the reader being referred to, e.g., the work of Jang *et al.*⁴³ or to the exhaustive book by Moukalled *et al.*⁴⁴ for additional details).

The implementation of the PISO method in OpenFoam is based on a collocated (non-staggered) variable arrangement for the different problem quantities (which means that all primitive variables occupy the same computational points); in order to avoid the emergence of spurious oscillations due to a not well-resolved coupling between pressure and velocity (see, e.g., the work of Choi *et al.*^{45,46} and references therein), the related solution strategy relies on the well-known Rhie and Chow⁴⁷ interpolation stencil. Moreover, both diffusive and convective terms are treated implicitly, whereas other source terms eventually present in the equations (namely, the temperature-dependent Boussinesq term in the momentum equation) are treated explicitly.

Because the general problem is formulated and solved in a multistage form, the solution of the energy equation is implemented in the classical segregated way (Patankar and Spalding⁴⁸ and van Doormaal and Raithby⁴⁹), meaning that the momentum and energy equations are solved one at a time, with the inter-equation coupling treated in an explicit way.

Finally, the pressure (elliptic) equation has been integrated using a standard conjugate gradient method.

D. Mesh independence and validation study

The mesh used to solve the problem has been generated using the “blockmesh” utility available in the standard OpenFoam platform. A grid tailoring preliminary analysis for

structured grids has been performed towards the end of evaluating (quantitatively) the benefits produced by progressive grid refinement. On the basis of such a study, in particular, we decided to use different meshes according to the aspect ratio (the outcomes of such a preliminary investigation being summarized in Table I).

As shown in the first part of Table I, for $A = 4$ the minimum mesh required to guarantee independence of the velocity field (and its oscillation frequency) from the used spatial resolution has been found to be 200 points and 50 points along the horizontal and vertical directions, respectively (by doubling the mesh resolution, the change experienced by the disturbance angular frequency is less than 2%).

These results confirm the expectation that, as in the case of liquid metals and moderate values of the Rayleigh number no thermal boundary layers are formed in proximity to the heated and cooled walls, a uniform mesh (fixed space step along the horizontal direction) can adequately capture the dynamic of interest.

For $A = 10$, however, the grid refinement assessment has clearly evidenced the need for a denser mesh. Accordingly, we increased the mesh resolution to 400×50 . As shown in Table I, for this value of the aspect ratio and with such a grid, the percentage variations experienced by the angular frequency of the emerging oscillatory disturbances (when the mesh density is doubled) are of the order of 3% even if the worst conditions are considered ($\eta = 0.1$ and the highest value of Ra examined in the present study).

The method described in Sec. II C was validated through comparison with available results in the literature (Gelfgat *et al.*⁴²) (see Table II).

As a fundamental part of the general process summarized above, we also deemed it necessary to evaluate separately the role played by the “nature” of the specific numerical “scheme” used to treat the convective terms. Indeed, we could verify that in the delicate process leading a time-marching numerical process to capture a fluid-dynamic instability, the “accuracy” of the scheme (being first order, second order, or third order accurate) should not be regarded as an “absolute” parameter or the sole factor determining the success of the used approach.

This is an aspect specifically relevant to the case of hydrodynamic disturbances for which it is generally known that “multiple solutions” can exist for a fixed set of parameters (namely, the same geometry and the same value of the Rayleigh

TABLE I. Grid refinement study: maximum value of the streamfunction or angular frequency ω of measured velocity oscillations as a function of mesh resolution for different values of the aspect ratio A , compression ratio η , and Rayleigh number ($Pr = 0.01$).

$A = 4$						
η	Ra	Parameter	Mesh 200×50	Mesh 400×100	Variation %	Scheme
0.1	5000	ω	1.944	1.906	1.99	Central difference 2nd order
$A = 10$						
η	Ra	Parameter	Mesh 400×50	Mesh 800×100	Variation %	Scheme
0.1	9000	ω	0.2666	0.2761	3.04	Central difference 2nd order
$A = 4$						
η	Ra	Parameter	Mesh 200×50	Mesh 400×100	Variation %	Scheme
0.5	9000	ψ_{\max}	2.717	2.766	1.77	Central difference (2nd order)
0.5	9000	ψ_{\max}	2.772	2.793	0.75	QUICK (3rd order)
0.5	9000	ψ_{\max}	2.657	2.741	3.06	Van Leer (2nd order)

number, Gelfgat *et al.*⁴²). Accordingly, in our research we had to sift through existing studies with different foci in order to get indications and elaborate inferences about what factors may increase the probability of success in such a quest.

It is a general consensus that the ability of the algorithm to capture one state or other states depends essentially on the specific initial conditions used for the simulation (Gelfgat, 2017, private communication). This means that different initial conditions should ideally lead to different states (if such alternate states effectively “coexist” in some regions of the space of parameters, Crespo del Arco *et al.*,³⁷ Pulicani *et al.*,³⁸ and Okada and Ozoe³⁹). As an example in the work of Gelfgat *et al.*,⁴² this philosophy was found to be highly effective in allowing their numerical approach to capture different coexisting solutions.

In the present study, we could verify that the emerging hydrodynamic modes can even be sensitive to the specific numerical scheme used to discretize the convective terms in the balance equations. In other words, apart from varying the initial conditions, the use of different schemes can also be instrumental in re-directing the CFD (Computational Fluid Dynamics) process towards a different state or solution. We will provide some additional information along these lines in Sec. III where we will discuss in detail the main outcomes of the present work. Here we limit ourselves just to mentioning that this is the reason why Table I about the grid independence analysis contains duplicated data about different cases simulated with three different types of numerical schemes (just to demonstrate our “judicious” use of different computational schemes). As we shall further discuss in Sec. III, we conducted

most of the simulations using both central difference (of the Lax-Wendroff family) schemes and upwind-family schemes (Quadratic Upstream Interpolation for Convective Kinematics, i.e. QUICK, Van Leer, and related variants, the reader being referred to the work of Moukalled *et al.*⁴⁴ for the related implementation in OpenFoam). Table I clearly proves the intended outcome of such an assessment, i.e., the ability of the algorithm to converge towards a mesh-independent solution (as the mesh density is increased) is retained when central differences are replaced with the QUICK or the Van Leer scheme. It also shows that the percentage difference between the results obtained with different schemes lies below 1% even if the worst conditions are considered in terms of Rayleigh number (namely, the highest value of Ra, i.e., 9000).

Though in majority of the cases we found that different schemes give exactly the same results, we could detect *differences in the emerging oscillatory behavior* in a few circumstances. Together with a variation of the initial conditions, such an approach allowed us to “detect” effectively the existence of multiple states, which is known to be a general feature of this kind of flow.

III. NUMERICAL RESULTS

We concentrate on three specific values of the aspect ratio A , namely, $A = 4$ (already extensively considered in past studies on the subject due to its relevance to typical industrial techniques for crystal growth) and $A = 10$ and $A = 20$ to study the system response in the limit as $A \rightarrow \infty$ (the case of the core flow ideally not disturbed by end walls). Though a discrete set of values for the aspect ratio is selected, the corresponding compression (or expansion) ratio is allowed to span a relatively large interval (namely, $0.1 \leq \eta \leq 10$). The system control parameter, i.e., the Rayleigh number is varied in the range $O(10^3) \leq Ra \leq O(10^4)$ with progressive (finite) steps of 500 in order to assess the evolution of the system from simple steady or weakly oscillatory states up to more complex (multi-frequency and multi-disturbance) situations. By probing the system response for fixed increments in the value of

TABLE II. Code validation study: comparison with the results by Gelfgat *et al.*,⁴² for $A = 4$ and $Pr = 0.015$ (present results obtained using a mesh 200×50).

Ra	Angular frequency	Value	Code
22170	ω	17.002	Gelfgat <i>et al.</i> (1999).
23000	ω	16.983	Present

the Rayleigh number, a “grid” of cases is built (and simulated) with the express intention to define a “map” of possible spatio-temporal states in the space of parameters.

A. The zoo of 2D modes

No definition is perfect, and it is hard to distillate a definition from an observation, but the following categorization captures the essential aspects of the phenomena revealed by the present numerical simulations: (i) unicellular steady states (US), (ii) multi-roll steady states (MS), (iii) quasi-stationary states with weakly oscillating rolls (QS), (iv) “classical” oscillatory rolls (with slender “appendages” undergoing a kind of rhythmic displacement) (P), (v) states with periodically touching or “kissing” rolls (K), (vi) regimes with periodically coalescing rolls (C), (vii) purely traveling waves (TWs), and (viii) mixed states (PLT) with traveling waves “locally” modulated by roll pulsations or splitting behaviors.

Given the complexity of the subject, it is instructive (and “convenient” at the same time) to start from a “canonical case,” namely, the cavity with perfectly horizontal bottom and top walls. Indeed, this may be regarded as the most natural way to create a link between the present study and valuable earlier efforts in the literature (where the analysis of the nature and structure of hydrodynamic disturbances was limited to the case of purely rectangular cavities).

As already outlined in Sec. II D, a notable known feature of these modes is their intrinsic ability to switch from one pattern to another for even minute changes in the value of the Rayleigh number or initial conditions. These aspects were originally revealed, e.g., in the landmark studies by Crespo del Arco *et al.*,³⁷ Pulicani *et al.*,³⁸ Okada and Ozoe,³⁹ and Gelfgat *et al.*,⁴² where hydrodynamic modes were found to display a variety of potential behaviors, including the emergence of multi-roll states, transitions from steady to time-periodic solutions, coalescence of multiple states, and backward transitions from multi-roll to unicellular regimes. The most interesting of such features was, perhaps, the “multiplicity” of possible solutions, that is, the existence of distinct branches of the flow for specific values of the aspect ratio (unlike the bifurcation to the transverse-roll flow in the infinite fluid layer, the roll-type structure of the convective flow in finite cavities can undergo a continuous variation of the flow pattern). In general, Gelfgat *et al.*⁴² found the dependence of the flow on the aspect ratio and the Rayleigh number to be very complex.

1. Cavity $A = 4$

Without loss of generality, a first example of such dynamics for the present conditions (we consider $Pr = 0.01$) can be seen in Fig. 3, where the pattern emerging from purely diffusive (quiescent) conditions in an enclosure with $A = 4$ and $\eta = 1$ is shown for two different values of the Rayleigh number.

According to our simulations starting from thermally diffusive conditions, for a relatively low Rayleigh number, i.e., $Ra = 10^3$, the flow is simply given by a “twisted” recirculation embracing three co-rotating (anticlockwise in the figures) rolls; when the Rayleigh number is increased, however, a double-vortex configuration also becomes a possible solution of the problem; these flows are both steady and centrally

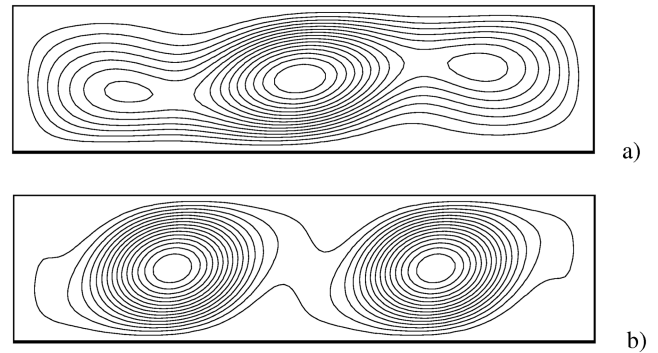


FIG. 3. Multiple states of steady convection for $A = 4$ and $\eta = 1$ (cold and hot sides on the left and on the right of each frame, respectively; upper and lower boundaries with adiabatic conditions): single- and two-roll steady-state flows for $Ra = 1 \times 10^3$ (a) and $Ra = 2 \times 10^3$ (b), respectively (two branches of a possible steady state exist).

symmetric (namely, the pattern does not change with respect to rotation through 180° about the center of the cavity).

The patterning behavior as a function of the Rayleigh number can be also tracked by using the synthetic information that we have summarized in Fig. 4. By taking a look at these maps (solutions have been reported there as a function of Ra and arranged accordingly as “columns,” whereas “rows” correspond to variations in the value of η), the reader will immediately realize that at $\eta = 1$ a further increase in the Rayleigh number makes the aforementioned two-roll solution essentially oscillatory (as witnessed by the related finite values of the disturbance angular frequency).

As also reported in earlier numerical studies on this subject for the specific case of rectangular cavities, these oscillatory disturbances appear as morphological variations affecting periodically the shape of the peripheral streamlines of each roll [as shortly mentioned before, the oscillatory distortions may be thought of as resembling the rhythmic displacement displayed by the cilia or flagella of bacteria or other microorganisms’ (P)-mode]. A clear example of such a behavior is shown in Fig. 5 (Multimedia view) for $Ra = 9000$.

Additional useful information on such a case can be gathered from Fig. 6. When the threshold for the onset of time-dependence is exceeded ($Ra > 5000$) and the angular frequency of the disturbance increases as a function of the Rayleigh number, the related growth law scales approximately as $(Ra \cdot 5.4 \times 10^3)^{1/2}$ [see the $P(2)$ curve in Fig. 6].

According to the simulations, however, a departure of the expansion (or compression) ratio from the unit value *can produce dramatic changes in the dynamics*, which deserve a separate and exhaustive discussion.

In order to describe such results, conveniently, we start from two representative values of η for which the system behavior is relatively simple, namely, the geometry with $\eta = 0.5$ and the “mirror” configuration with $\eta = 2$.

As a first distinguishing mark with respect to the case $\eta = 1$, by taking a look at Fig. 4, the reader will immediately realize that for such cases the flow structure is not center-symmetric. Indeed, this kind of symmetry is no longer a property of the physical domain and, as a natural consequence, it cannot be inherited by the related pattern. The most striking finding emerging from the analysis of these simulations,




FIG. 4. Map of spatio-temporal states as a function of parameter η and the Rayleigh number for $A = 4$ (ψ is the maximum of the streamfunction; multiple states existing for a fixed value of η have been reported as separate “columns” at the related value of η and its reverse).

however, is the strong stabilization experienced by convection in the considered range of Rayleigh numbers [the $P(2)$ branch visible in Fig. 4 for $\eta = 1$ is taken over by a branch of steady states for $\eta = 0.5$].

Though no onset of oscillations occurs for the range of Rayleigh numbers visible in Fig. 4, some interesting phenomena when the driving force is increased can still be observed: the initial flow with two rolls ($m = 2$) visible for $Ra = 1000$




FIG. 5. Oscillatory convection for $A=4$, $\eta=1$, and $Ra=9000$: eight snapshots evenly distributed during one period of oscillation. (Multimedia view) [URL: <http://dx.doi.org/10.1063/1.4985197.1>]

[similar to that seen in Fig. 3(b)] is taken over by a three-roll structure when the Rayleigh number is increased to $Ra = 2000$. This new state seems to be rather stable, as we could not detect any change in the number of rolls (or transition to oscillatory state) for Ra up to 16 000 [we had to increase Ra to 16500 in order to find the P(2) oscillatory flow, with an angular frequency 8.82].

Most notably, the behavior observed for $\eta = 0.5$ is the “mirror image” of that for $\eta = 2$. In fact, as shown in Fig. 4, the related patterns are “identical” in terms of number of rolls and related morphological properties: as an example, all the flow configurations for $\eta = 0.5$ could formally be turned into those obtained for the same value of the Rayleigh number for η

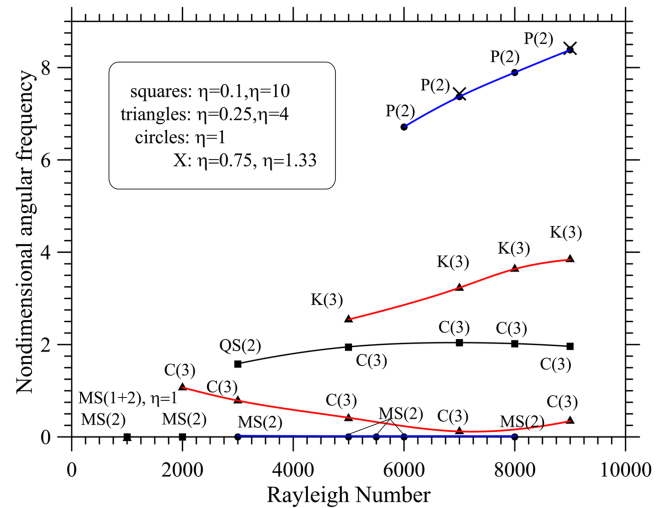


FIG. 6. Oscillation angular frequency as a function of the Rayleigh number for $A=4$ and different values of the expansion or compression rate η .

$= 2$ by simply applying a rotation of 180° . By replacing the hot side with the cold side, indeed such a rotation turns the initial problem with $\eta < 1$ and gravity directed downwards (where the fluid raises in proximity to the sidewall of a smaller size, namely, the hot wall located on the right of the figure) into a completely equivalent problem for $\eta > 1$ in which gravity is directed upwards and the fluid raises in proximity to the cold side (the cold side being located on the right side after the 180° rotation). Hereafter, we will refer to this property of the velocity field for $\eta \neq 1$ as the “ 180° -rotation invariance principle after η reversal,” which from a purely mathematical point of view would be equivalent to the following transformation (the tilde being used to indicate the transformed quantities):

$$\begin{bmatrix} \tilde{u} \\ \tilde{v} \end{bmatrix}_\eta = \underline{\underline{R}}(180^\circ) \begin{bmatrix} u \\ v \end{bmatrix}_{1/\eta} \quad \text{with the rotation matrix defined as} \\ \underline{\underline{R}}(\theta) = \begin{bmatrix} \cos \theta & -\sin \theta \\ -\sin \theta & \cos \theta \end{bmatrix}. \quad (7)$$

Notably, however, the same transformation would *not* work for the temperature field, i.e.,

$$T(\tilde{x}, \tilde{y})_\eta \neq T(x, y)_{1/\eta} \quad (8)$$

(we will explore other theoretical extensions which attach to the above arguments later in this work). We observed that the response of the system is similar to that just described for $\eta = 0.5$ and $\eta = 2$ in a given neighborhood of these values of η (the system experiencing strong stabilization for $0.4 \leq \eta < 0.75$ and $1.33 < \eta \leq 2.5$). As shown in Fig. 4, however, for $\eta = 0.75$ ($\eta = 1.33$) oscillations of the P type are again possible for $Ra \geq 7000$. This behavior also occurs at $\eta = 0.65$ ($\eta \cong 1.5$) provided the Rayleigh number is increased to $Ra \geq 9000$.

Nevertheless, further departure of η from these conditions (i.e., η smaller than 0.4 or larger than 2.5) makes the flow again sensitive to the onset and amplification of oscillatory disturbances for *moderate values* of the Rayleigh number. This can be seen again in Fig. 4: for both $\eta < 0.4$ and $\eta > 2.5$, we identified transition to time-dependence for relatively small values of

Ra (the corresponding angular frequency values can be found directly in this figure; hereafter, we will limit ourselves just to discussing the results for $\eta < 1$, those for $\eta > 1$ being related to the former by the abovementioned invariance principle).

As an example, in a limited neighborhood of $\eta = 0.25$ ($0.2 \leq \eta \leq 0.3$), initially steady flows with $m = 2$ for $Ra = 1000$ are quickly taken over by oscillatory states for $Ra \geq 2000$.

The related frequencies are generally smaller than those pertaining to states of the P type (see again Fig. 6). An interpretation of these cases, however, is not as straightforward as one would imagine. Indeed, in this range of η , initially we found the variation of angular frequency with Ra (shown in Fig. 6, e.g., for $\eta = 0.25$) to follow a non-trivial path potentially hiding different mechanisms.

Keeping fixed the initial conditions (corresponding to a quiescent and thermally diffusive state as explained in Sec. II C) and the numerical scheme used for the treatment of the convective terms (central differences) as we did for the solutions shown in Fig. 3, we noticed for $0.2 \leq \eta \leq 0.3$ sudden changes in the typical spatio-temporal behavior displayed by the emerging solutions at different values of the Rayleigh number, which might be the typical “signature” of multiple states coexisting in the considered sub-region of the space of parameters.

The “non-progressive” nature of these modes of convection in the space of parameters (the solution jumping from one regime to another in an apparently illogical way when changing the Rayleigh number or η) led us to address the question of understanding whether such apparent “discontinuities” in the system response might be a consequence of the well-known property of the Hadley flow in liquid metals to support multiple states of convection.

In this range of values of η ($0.2 \leq \eta \leq 0.3$) and for $Ra \geq 3000$, in particular, we identified two different kinds of solutions alternating in the space of parameters, namely, states pertaining to the (K) or (C) regime.

Examples of such states are shown in Figs. 7 and 8 (Multimedia view). Though for both cases, the related flow is

characterized by the presence of three rolls, the typical features displayed by the emerging oscillatory flow, however, are rather different. In the following, in particular, first we describe the (K) states (which have been occasionally observed also in past studies dealing with classical rectangular cavities) and then concentrate on the (C) regime, which seems to be specific to geometries with $\eta \neq 1$.

In the first case, two of the three rolls which are present at the same time in the cavity (the roll in the center and the roll located in proximity to the right wall) undergo a weakly oscillatory process in which one roll touches periodically its neighbor (“kissing” rolls behavior, which explains why we used a “K” letter to label it). As shown, e.g., by the simulations for $\eta = 0.25$ and $Ra = 9000$, when the two rolls meet, a single circulation (encapsulating the two initially distinct rolls) is temporarily established in the right part of the cavity [while a single roll remains steadily located in proximity to the left (cold) wall].

When solutions pertaining to the (C) regime emerge, however, the spatio-temporal behavior is completely different. According to the simulations, indeed, the above dynamics with the two (central and right) distinct periodically touching rolls are replaced by a much more evident coalescence phenomenon. This process takes place essentially in the left part of the cavity as a result of the displacement of the roll initially located in the center of the cavity towards the left.

When the central and left rolls merge completely, a new roll nucleates on the right side thereby making the entire process an *endless phenomenon* (remarkably, this also gives the observer the feeling of a *disturbance continuously spreading from the right side to the left side*, i.e., in a direction opposite to the temperature gradient). We could observe exactly the same mechanisms for $\eta \geq 3.3$. However, in this range of η , we found that the disturbance propagates from the left side to the right side, i.e., in the same direction as that of the applied temperature difference (we will come back to this apparently innocuous observation later).

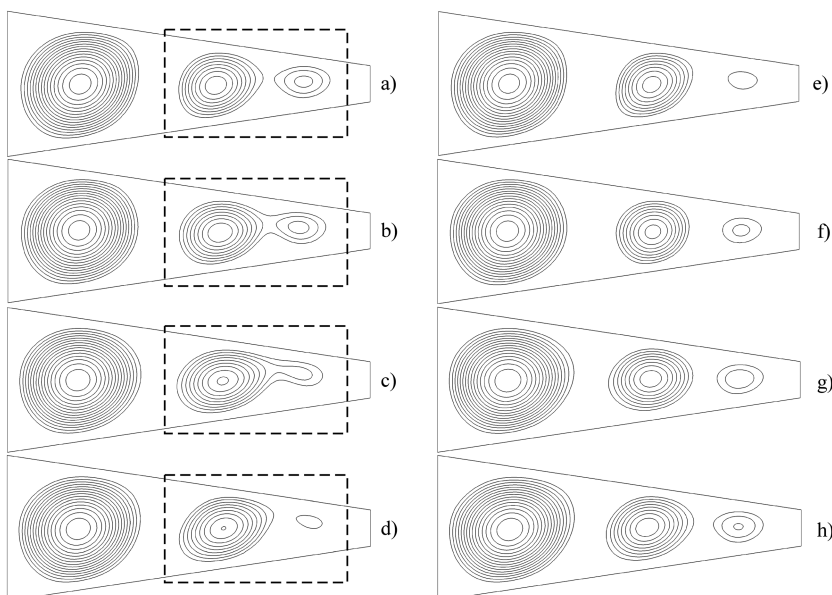


FIG. 7. Oscillatory convection of the (K) type for $A=4$, $\eta=0.25$, and $Ra=9000$: eight snapshots evenly distributed during one period of oscillation. (Multimedia view) [URL: <http://dx.doi.org/10.1063/1.4985197.2>]

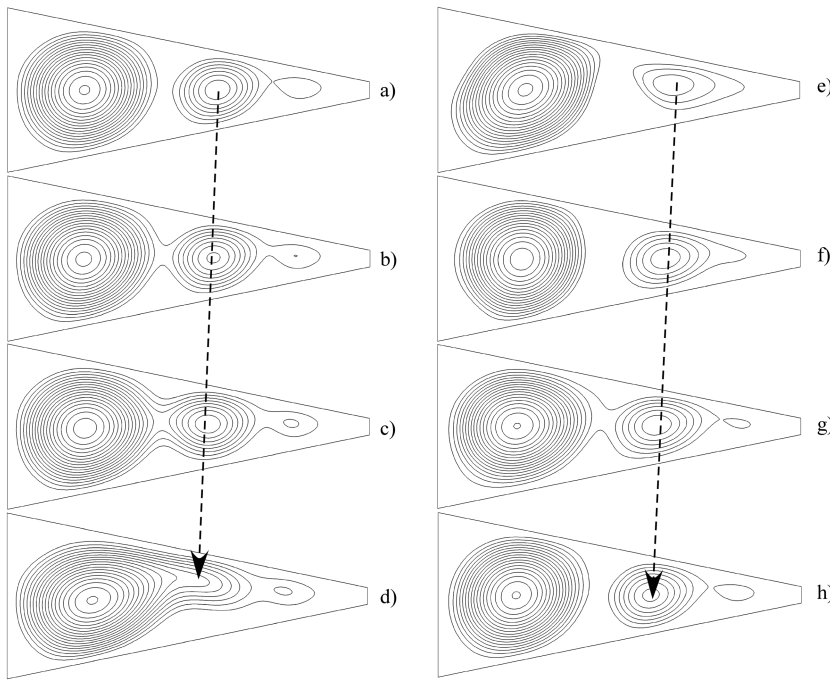


FIG. 8. Oscillatory convection of the (C) type for $A=4$, $\eta=0.1$, and $Ra=9000$: eight snapshots evenly distributed during one period of oscillation. (Multimedia view) [URL: <http://dx.doi.org/10.1063/1.4985197.3>]

We observed that this alternate mode of convection (with a disturbance spreading from regions of reduced cross-sectional area towards regions where the area is larger) becomes *the preferred mode of oscillatory instability* in the end regions of the considered interval of η [namely, when η is very small or very large, see, e.g., Fig. 8 (Multimedia view) for $\eta = 0.1$]. As a clear distinguishing mark of this waveform with respect to the (K) regime, its frequency also displays a relatively weak dependence on the Rayleigh number (the reader being referred again to Fig. 6).

As mentioned before, we identified both modes of convection [(K) and (C)] in the range $0.2 \leq \eta \leq 0.3$ (delimited by the vertical dashed lines in Fig. 9) with no apparent progression or connection between the two states (this leading to an apparently scattered set of frequency points in this interval).

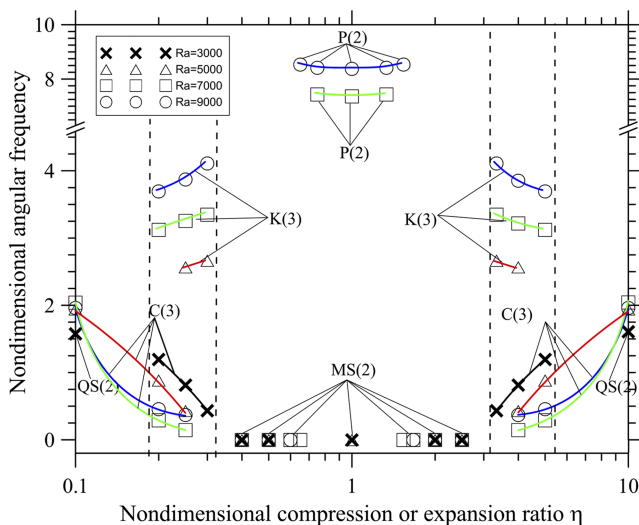


FIG. 9. Oscillation angular frequency as a function of the expansion or compression rate η for $A = 4$ and different values of the Rayleigh number.

Though this counterintuitive behavior initially resisted our attempts to clarify the underlying dynamics (due to its disorganized appearance in the space of parameters), the strategy discussed in Sec. II D was instrumental in leading us to the conclusion that these two modes of convection are both possible solutions to the problem. In order to do so, we performed several numerical simulations for fixed couples (η, Ra) by changing the initial conditions (i.e., starting from a uniform temperature distribution or using the solution obtained at a given value of the Rayleigh number as the initial condition for other values of Ra) and/or applying the other “principle” defined in Sec. II D, namely, the use of a different category of schemes for the convective term in the energy and momentum equations. As an example, by replacing the central difference scheme with a scheme of the upwind family (the Van Leer), we successfully observed the (K) states found for $\eta = 0.25$ to transform into spatially spreading (C) modes.

This peculiar approach was instrumental in turning our initial conjecture about the existence of multiple states of convection into reality. Among other things, it also allowed us to “reconstruct” the clearly recognizable continuous different branches reported in Fig. 6 for $\eta = 0.25$.

Some additional illuminating insights into the above scenario can be obtained by taking a look at the ensemble picture provided by Fig. 9 where the angular frequency has been reported as a function of parameter η for different (fixed) values of the Rayleigh number.

This figure clearly shows the existence of multiple solutions with their different frequency and convective modes in selected sub-intervals of η (delimited by vertical dashed lines in this figure); outside these intervals, the just discussed strategy based on the use of different initial conditions and spatial integration schemes did not produce any notable change in the emerging solutions.

Leaving aside for a while the existence of multiple states and their influence on the considered problem, other

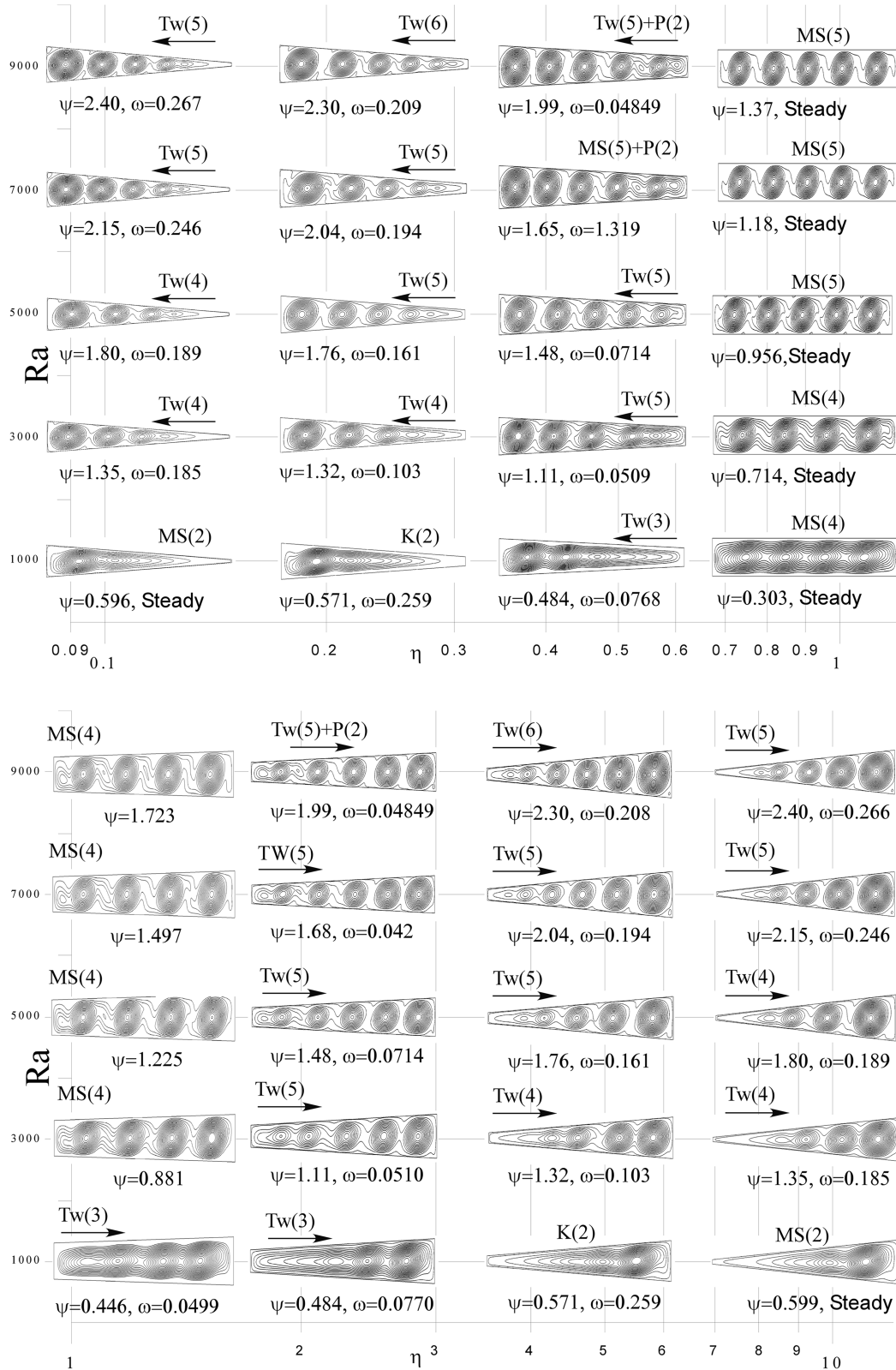


FIG. 10. Map of spatio-temporal states as a function of parameter η and the Rayleigh number for $A = 10$ (ψ is the maximum of the streamfunction; multiple states existing for a fixed value of η have been reported as separate “columns” at the related value of η and its reverse).

remarkable or notable features of this plot can be summarized as follows: it makes particularly evident the difference in the dynamics occurring in a given neighborhood of $\eta = 1$ and those occurring in the two external regions ($\eta \leq 0.3$ and $\eta \geq 1.33$). In

such regions, time-dependence sets in for much smaller values of the Rayleigh number; moreover, for a fixed value of Ra , the frequencies are relatively smaller than those obtained in the inner region. Superimposed on such observations is the

fact that while for η in the central region the dynamics are rather similar to those already known for rectangular cavities, in the two “external” right and left intervals some heretofore unseen mechanisms become possible [i.e., the (C) mode with the spatially spreading disturbance].

The regions supporting different spatio-temporal behaviors are separated by conditions of a stable flow (for $0.3 < \eta < 0.65$, $1.5 < \eta < 3.33$, and $Ra < 7000$), which further supports the idea that a substantial change occurs in the fundamental mechanisms driving an oscillatory flow when such bounds are crossed. While in the internal region modes of the P type seem to be the preferential mechanism of the oscillatory flow, the external regions are dominated by (C) modes [though (K) solutions are possible as well in some intervals]. As shown in Fig. 9, the region of existence of (P) modes increases with Ra . Vice versa the size of the η intervals in which (C) disturbances are possible seems to expand when Ra becomes smaller (we will come back to this interesting finding in Sec. III A 2).

As a concluding remark for this section, we limit ourselves to mentioning that at the highest values of the Rayleigh number considered (namely, $Ra \geq 7000$), we could find in some cases ($\eta = 0.2$ and $\eta = 5$) modes of the (K) and (C) types *to coexist* in the same numerical solutions (mixed states), as witnessed by the presence of two distinct frequencies clearly recognizable in the frequency spectrum for such cases.

2. Cavity $A = 10$

This section is devoted to examining another important aspect embedded in the considered problem, namely, its dependence on the aspect ratio.

By concentrating on a relatively high value of the aspect ratio (that is $A = 10$), we could obtain some additional interesting insights into the properties of the emerging convective modes, especially for the case of spatially traveling disturbances. Indeed, we found that such a perturbation becomes the dominant (or preferential) mode of oscillatory convection through the entire range of Rayleigh numbers and values of $\eta \neq 1$ considered, with some interesting “variants” or mixed states emerging for specific couples (η , Ra). Along these lines, in the present section we change completely the approach with respect to Sec. III A 1 and expressly initiate the description of the observed dynamics from the ends of the interval of η rather than from its center.

The related evolution as a function of Ra can be gathered from Figs. 10 and 11 (these figures give information on the patterning behavior and frequency dependence on Ra , respectively).

It is worth stating the related description from the simple observation that, for both $\eta = 0.1$ and $\eta = 10$, the initially steady solution obtained for $Ra = 1000$ and 2000 is quickly taken over by an oscillatory mode of convection for higher values of Ra . A remarkable feature of this emerging mode is that the disturbance always clearly travels in the direction in which the cross section of the domain increases, namely, from the hot wall to the cold wall for converging walls and in the *opposite direction* in the case of diverging walls. In practice, the oscillatory disturbance manifests itself as a well-defined series of cells moving from the side with smaller vertical extensions towards the other side [Fig. 12 (Multimedia view)].

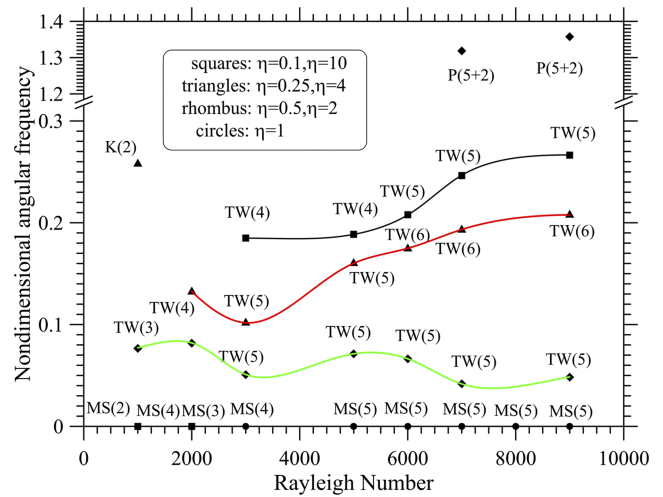


FIG. 11. Oscillation angular frequency as a function of the Rayleigh number for $A = 10$ and different values of the expansion or compression rate η .

Interestingly, however, an almost motionless roll remains steadily located in proximity to the target wall, regardless of whether $\eta < 1$ or $\eta > 1$ (in practice, such a stationary roll is maintained in that location by the relatively strong buoyancy

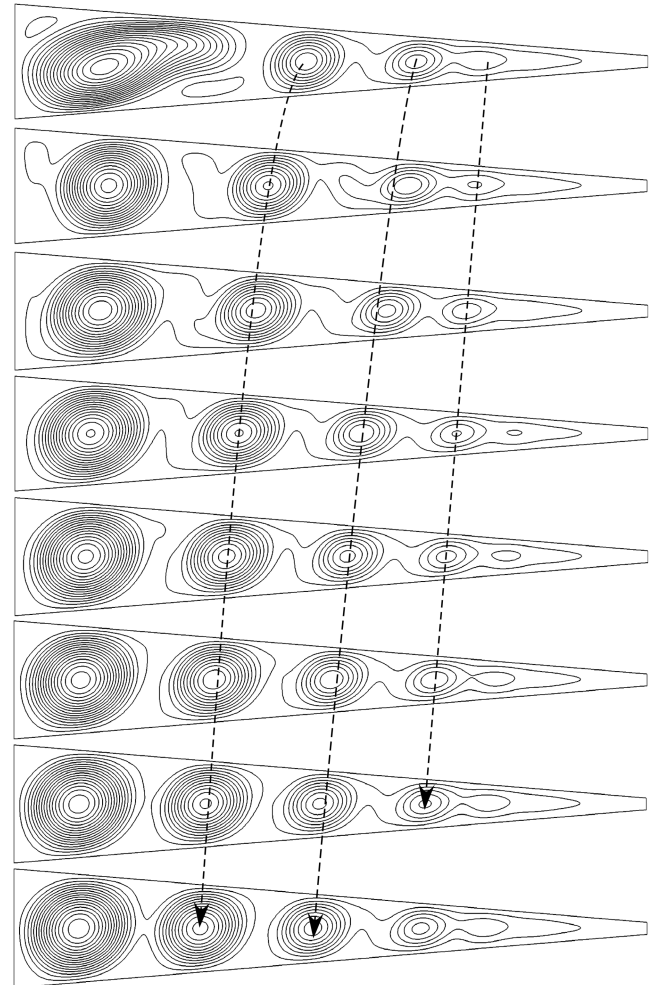


FIG. 12. Oscillatory convection for $A = 10$, $\eta = 0.1$, and $Ra = 9000$: eight snapshots evenly distributed during one period of oscillation. (Multimedia view) [URL: <http://dx.doi.org/10.1063/1.4985197.4>]

forces being active in the portion of the domain with larger vertical extensions).

When one of the moving cells meets this roll, a coalescence mechanism is triggered (leading to the incorporation of the incoming smaller cell into the larger roll). When the coalescence process is finally over, a new roll nucleates in proximity to the other sidewall, thereby *preserving the average number m of convective cells present in the cavity at any instant* (and making the overall process cyclic).

We clearly detected such dynamics at all the considered values of $Ra \geq 3000$ for both $\eta = 0.1$ and 10 , which could (with no doubt) be regarded as the clear manifestation of “waves” (TWs) traveling in the system, such a conclusion also being supported by the velocity signals provided by N “numerical probes” evenly distributed along the horizontal direction. The typical signature of a disturbance traveling continuously along

a given direction, indeed, is represented by a continuous phase shift visible in the signals measured at different locations, which are equally spaced along the direction of propagation (Fig. 13).

An exception to the above scenario is obviously represented by the aforementioned roll coalescence process occurring in proximity to the sidewall with larger vertical extension (the cold wall for $\eta = 0.1$ and the hot wall for $\eta = 10$). Along these lines, Fig. 13 reveals that the velocity of propagation of the wave is not constant along the x axis. The train of moving rolls targeting the sidewall can be clearly seen to accelerate in the course of their migration (see also Fig. 12). For $\eta < 1$, in the left side of the cavity (say $x < 0$), the velocity of the rolls increases until the first roll of the chain “meets” the vortex residing in proximity to the sidewall. At that stage, the two rolls merge and a new roll

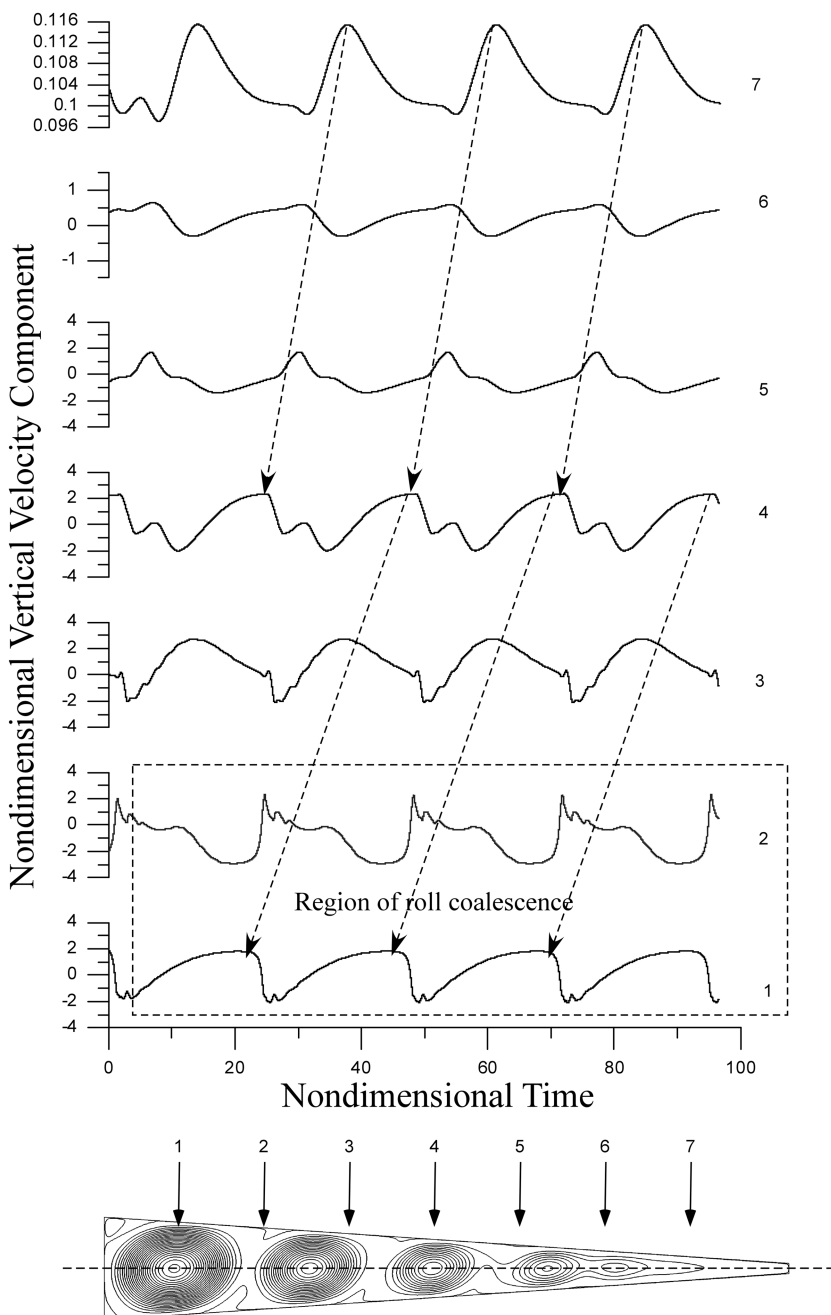


FIG. 13. Velocity signals provided by six probes equally spaced along the horizontal direction ($A = 10$, $\eta = 0.1$, and $Ra = 9000$, vertical velocity component measured at $y = 0$). The modulation of the sinusoidal signals being related to the main frequency is due to the presence of a second multiple frequency for this relatively high value of the Rayleigh number. The irregular behavior displayed by probe 2 is due to the vortex coalescence process.

nucleates in proximity to the other sidewall (the right side for $\eta < 1$).

A general picture of the overall scenario can, therefore, be provided as follows: for $\eta < 1$ the group of cells spatially spreading periodically towards the side with larger vertical extensions (the left side) is bounded from the right (where such rolls are being continuously created) by the hot wall and from the left (where their propagation velocity rises) by a region where coalescence (C) periodically occurs between an incoming roll and another roll being steadily located there (such a localized roll coalescence phenomenon is responsible for the additional high-frequency pulsation mechanism evident in the velocity signal at station “2” in Fig. 13).

The clearly traveling nature of the disturbance is relatively surprising if one takes into account that transverse waves have never been observed or predicted for the case of laterally heated liquid metals. This behavior becomes even more evident when the $A = 20$ case is considered [Fig. 14 (Multimedia view)].

The intrinsic properties of the TW (its direction of propagation parallel to the horizontal direction with traveling rolls having axes perpendicular to the basic flow) support the conclusion that such a phenomenon is still of a hydrodynamic kind, as the so-called “helical waves” of a hydrothermal nature (which are also known to potentially affect gravitationally unstable liquid metals) generally travel in the spanwise direction, i.e., perpendicularly to the basic flow (the interested reader being referred to the work of Hart,^{31,32} Gill,³³ Laure and Roux,³⁴ and Kuo and Korpela³⁵ for additional information on this mode of convection).

Some interesting analogies could be perhaps identified with a completely different phenomenon, typically occurring in high-Pr fluids subjected to thermally induced surface-tension gradients (namely, the so-called *hydrothermal waves* of the Marangoni flow, Smith and Davis,⁵⁰ Shevtsova *et al.*,⁵¹ and Lappa^{52–54}). Such waves, which also typically manifest as a chain of traveling cells, however, do not display the local roll coalescence phenomena seen here. Moreover, their direction

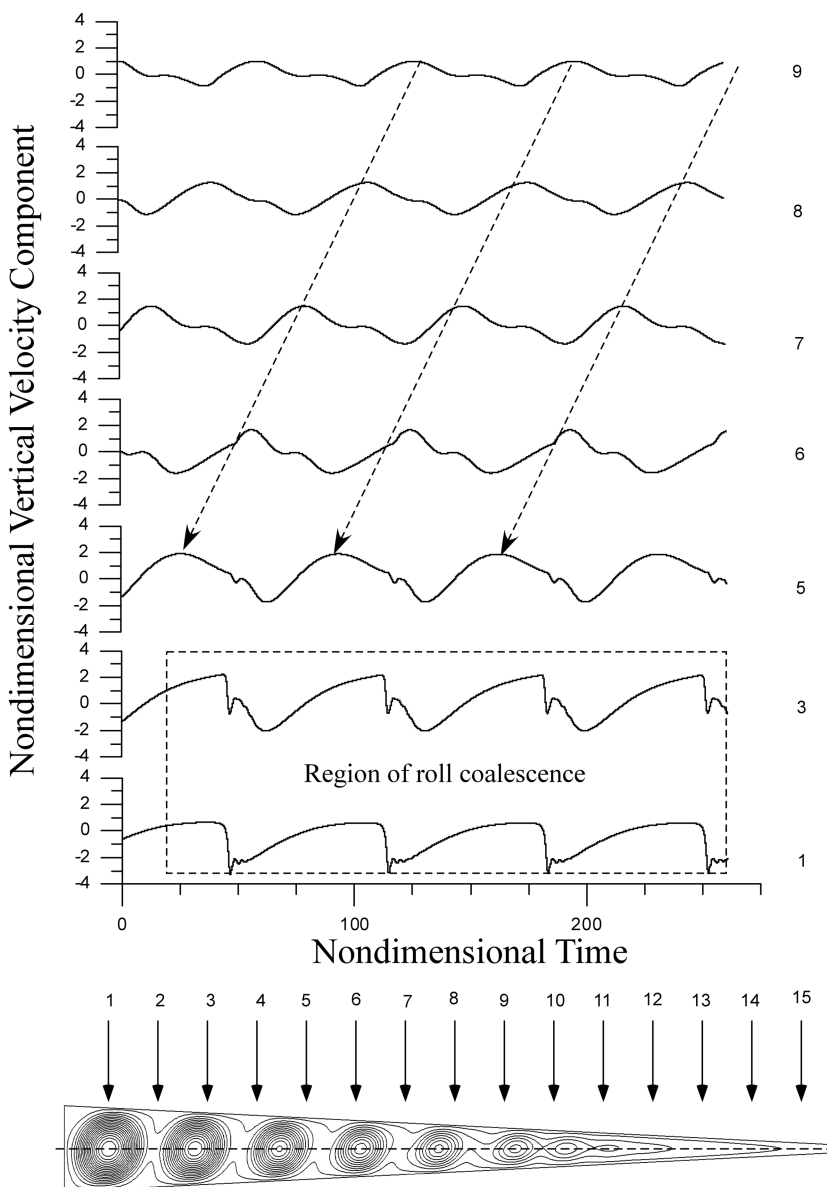


FIG. 14. Velocity signals provided by six probes equally spaced along the horizontal direction ($A=20$, $\eta=0.1$, and $Ra=9000$, vertical velocity component measured at $y=0$). The modulation of the sinusoidal signals being related to the main frequency is due to the presence of a second frequency in the spectrum for this relatively high value of the Rayleigh number. (Multimedia view) [URL: <http://dx.doi.org/10.1063/1.4985197.5>]

of propagation is univocally determined by the direction of the imposed temperature gradient (hydrothermal waves in the Marangoni flow are known to propagate always in the same direction as that of the imposed temperature gradient, i.e., from the cold side to the hot side, whereas in the present case, they can propagate in either direction depending on the value of η).

For $A = 10$, we found that the scenario for $\eta = 0.25$ and $\eta = 4$ is very similar to that for $\eta = 0.1$ and $\eta = 10$, respectively, with the prevailing mode being essentially a wave traveling in the direction of increasing cross-sectional area (though the variation in η can exert some influence on the properties of the emerging solution, the fundamental mechanism does not change).

More specifically, we observed that the increase in η from 0.1 to 0.25 produces in some circumstances a higher number of coexisting rolls (m) participating in the wave mechanism (a variation from $m = 4$ to $m = 5$ for $Ra = 5000$ and from $m = 5$ to $m = 6$ for $Ra = 9000$). For $Ra = 3000$ and 7000 , though a larger value of η does not change m , it can lead to a mitigation of the velocity of propagation of the rolls (as witnessed by the shrinkage visible in the related angular frequency). These trends can be also seen by taking a look at Fig. 11.

In the interest of conciseness, we do not discuss explicitly the results for $\eta > 1$ as the aforementioned invariance principle relating to exchanging η with its reverse value ($1/\eta$) is still applicable. At this stage, however, we should clearly mention that though such a principle is valid for the velocity field, *it does not hold for the temperature field* [see again Eq. (8)]. This is witnessed by the change of the direction of traveling waves with respect to the imposed temperature gradient when converging walls are replaced with diverging ones. In other words, for a fixed η , the problem is *not symmetric with respect to a change of the direction of the horizontally imposed temperature gradient* (namely, the replacement of the hot and cold sidewalls). Another way to think about the thermal anisotropy intrinsically associated with this system is to consider that by keeping the direction of the horizontal temperature gradient fixed, the problem would not be symmetric by replacing η with its reverse, i.e., $1/\eta$. This anisotropy is typical of the Hadley flow, which being a shear flow (directed from the hot side to the cold side in proximity to the top wall and in the reversed sense near the bottom) breaks the isotropy of the considered system with respect to the x coordinate.

Continuing with our review of the numerical results, it is also worth examining in detail the case $\eta = 0.5$ ($\eta = 2$) for which

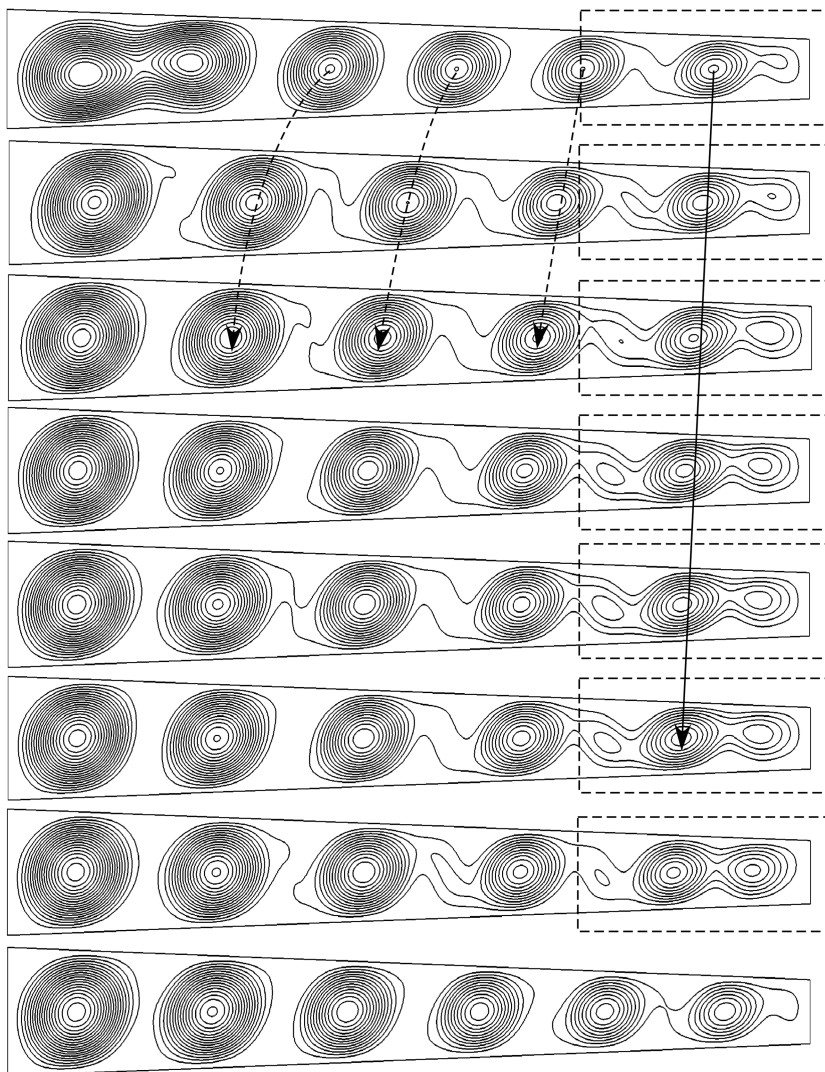


FIG. 15. Oscillatory convection for $A = 10$, $\eta = 0.5$, and $Ra = 9000$: eight snapshots evenly distributed during one period of oscillation. (Multimedia view) [URL: <http://dx.doi.org/10.1063/1.4985197.6>]

we could notice some departure from the purely traveling disturbance seen for smaller (larger) values of η .

For relatively small values of the Rayleigh number ($Ra = 3000$ and 5000), some limited differences can be noticed in the maximum of the streamfunction and in the angular frequency of the traveling wave for $\eta = 0.5$ ($\eta = 2$) and $\eta = 0.25$ ($\eta = 4$) (these quantities decrease as a function of η at fixed Ra for $\eta < 1$ and vice versa for $\eta > 1$). Nevertheless, for relatively higher values of Ra ($Ra \geq 7000$), the most notable feature distinguishing the patterns at $\eta = 0.25$ and $\eta = 0.5$ ($\eta = 4$ and $\eta = 2$) is the emergence of a *modulation locally affecting the flow in the right (left) part of the cavity*.

Surprisingly, starting from initially diffusive thermal conditions and using central differences, we found that this (P) mode becomes the dominant mechanism causing oscillations for $\eta = 0.5$ ($\eta = 2$) at $Ra = 7000$ with the ensuing *suppression of the traveling disturbance*.

In terms of patterning behavior, such a local effect manifests itself essentially via the formation of a three-roll structure periodically visible in the right part of the cavity [Fig. 15 (Multimedia view)]. This structure seems to be produced by the “splitting” of the original roll located near the right wall (this is why we have labeled this state as $m = “5 + 2”$). As the reader will easily realize, most notably, this local sub-pattern closely resembles the “twisted” recirculation embracing three co-rotating vortices that we have already discussed for the purely rectangular cavity with $A = 4$ and $Ra = 10^3$ [Fig. 3(a)].

Because we found that the TW mechanism re-enters the dynamics for $Ra = 9000$, this led us again to the conclusion that for $\eta = 0.5$ ($\eta = 2$) multiple states of convection are possible (two in this case, namely, the TW and the P states) with one state being preferred to another according to the initial conditions and/or numerical scheme being used for the integration of the balance equations.

In order to verify once again the validity of the above statement, we repeated the simulation for $\eta = 0.5$ and $Ra = 7000$ by replacing central differences with the Van Leer scheme and obtained a purely traveling wave as for $Ra = 5000$ and 9000 .

Most interestingly, as for the case $\eta = 0.2$ and $A = 4$ discussed at the end of Sec. III A 1, for $A = 10$ and $\eta = 0.5$, we observed that both mechanisms are operative at $Ra = 9000$ [Fig. 15 (Multimedia view)], as witnessed by the two-frequency spectrum associated with this regime [it could be regarded as an example of what we have named (PLT) mode, namely, a traveling wave “locally” modulated by roll pulsations or splitting behaviors]. In particular, we found that the typical time scale of the (P) mode is smaller than the characteristic period of the TW (the characteristic frequency of the P disturbance is $\omega = 1.319$, whereas that of the wave is approximately 0.05).

If η is finally increased (decreased) to 1, the above waveforms and related modulation effects are taken over by a completely different oscillation scenario where no clear direction of propagation of the disturbances can be identified. For such a specific case (rectangular enclosure), multiple states are known to exist in the form of configurations with different numbers of rolls. We have already discussed the typical properties of this regime in Sec. III A 1 and for this reason the related description is not duplicated here. We just limit ourselves to

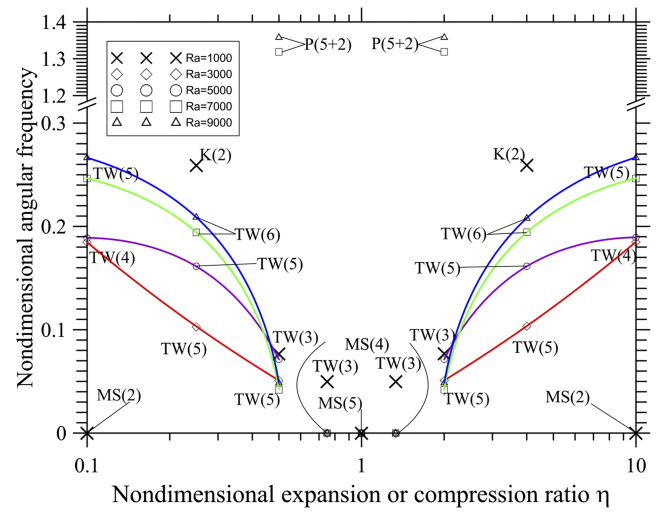


FIG. 16. Oscillation angular frequency as a function of the expansion or compression rate η for $A = 10$ and different values of the Rayleigh number [for $\eta = 1$, the MS(5) flow becomes oscillatory for $Ra > 14\,000$ with angular frequency $\omega \cong 6.48$ for $Ra = 14\,500$, not shown in the above plot].

emphasizing once again the role played by the specific geometrical condition $\eta = 1$ in separating regimes with *leftward* propagating waves from situations with *rightward* disturbance propagation.

As a concluding remark for this section, towards the end to provide some additional insights into the influence of η on the threshold for the onset of time-dependence, we finally discuss the specific dynamics seen for $Ra = 1000$.

By moving along the horizontal direction for $Ra = 1000$ in Fig. 10, indeed, the reader will immediately realize that an increase in η starting from $\eta = 0.1$ (where the flow is steady with $m = 2$) leads to flow destabilization with the onset of oscillatory disturbances of the (K) type (still with $m = 2$) for $\eta = 0.25$ and a TW with $m = 3$ for $\eta = 0.5$. A further increase in η can revert the flow to steady conditions as witnessed by the solution obtained for $\eta = 1$ (stationary flow with $m = 4$).

The general destabilizing role played by $\eta \neq 1$ is also evident in Fig. 16 where the frequency has been reported as a function of η for fixed values of Ra . It can clearly be seen there that, while for $\eta = 1$ the flow is steady for any value of $Ra \leq 9000$ (according to our simulations, for such a specific condition, the Rayleigh number must be increased to $14\,500$ in order to obtain an oscillatory flow), for $\eta = 0.75$ time-periodic convection is already possible for $Ra = 1000$.

Taken together, Figs. 10 and 16 also suggest that though TW branches are dominant in the “external regions,” the effective η intervals in which (TW) disturbances are possible at different values of the Rayleigh number shrink when Ra rises. This observation confirms the trends already discerned for $A = 4$, i.e., the preferential mechanism of oscillations is gradually transferred from low-frequency waves to high-frequency disturbances of the (P) type when Ra is increased.

IV. DISCUSSIONS AND CONCLUSIONS

Having completed a detailed description of the dynamics as a function of the aspect ratio, compression (or expansion)

ratio η , and Rayleigh number, we now turn to elaborating some general conclusions by filtering out specific details and concentrating on general trends.

To some extent such a discussion is aimed to simplify the problem by abstracting from specific cases the essential features. In doing so, in particular, we will heavily rely on the general maps shown in Figs. 4 and 10, by which a thorough analysis of the problem can be made more intuitive and manageable (as explained before, such maps are essentially diagrams with η as the abscissa and Ra as the ordinate where the results provided by the numerical simulations have been collected in an ordered fashion).

In the following, in particular, we start from an analysis of the wavenumber, namely, the number of rolls simultaneously present in the enclosure.

From a purely theoretical standpoint, it is known that, in general, the spacing of the cells pertaining to the 2D hydrodynamic mode can be assumed to depend on a number of factors. First is the fact that an integral number of cells must be accommodated into a cavity of finite extension and the inter-roll distance must satisfy this constraint. The second factor is the magnitude of the departure (in terms of Ra) from the onset of instability. Third is the obvious role played by converging or diverging boundaries in constraining the flow in the end regions and how this effect changes with the Rayleigh number.

The influence of the aspect ratio can be immediately clarified by a cross-comparison of the results for $A = 4$ and $A = 10$ from which it becomes evident that an increase in A significantly expands the set of wavenumbers allowed in the system (this ranging from 1 to $5 + 2$ for $A = 10$ and from 1 to 3 only for $A = 4$ over the considered interval of Ra). Such a dependence, however, is not as straightforward as one would imagine because it is mediated by the influence of the expansion (or compression) ratio η , especially for $A = 10$.

For such a value of A , we found that an increase (a decrease) in η from the condition $\eta \approx 1$ determines a shrinkage in the number of rolls, whereas an increase in the Rayleigh number is generally responsible for higher values of the wavenumber m , the angular frequency, and an increase in the complexity of the frequency spectrum (with the possible coexistence in some circumstances of disturbances operating at different time and spatial scales).

The most interesting information provided by these maps, however, is the evidence they give in terms of transition from one regime to another. Indeed, it is possible to clearly discern three distinct regions of a spatio-temporal behavior. The central one is the region of “standard” hydrodynamic modes’ emergence, which is the area of the space of parameters (η and Ra) where the Hadley flow is affected by the typical “pulsating” disturbances (P) already revealed in past studies for the case of perfectly rectangular cavities. The two external regions, however, are the loci of heretofore unseen dynamics. The typical pulsating disturbance can be taken over in such intervals by a completely new mechanism by which the disturbance is seen to spread continuously along the horizontal direction giving rise to “traveling waves.”

While for $A = 4$ such phenomena can be barely seen because of the coexistence with (K)-modes at intermediate

values of η , or they are hardly recognizable because of the simultaneous occurrence of roll coalescence processes (which overshadow or mask the continuous propagation of the disturbance), for $A = 10$ they become the preferred mode of oscillatory instability over a wide range of η . Moreover such a value of the aspect ratio is sufficiently large to allow the observer to filter out other localized phenomena (such as the roll coalescence process taking place in proximity to the walls).

Another conclusion stemming from all these observations is that for relatively large aspect ratios, two main categories of disturbances affecting the considered dynamics can be identified in terms of frequency, namely, a small-frequency large-scale disturbance (manifesting itself in space as a TW) and a high-frequency small-scale disturbance (corresponding essentially to localized pulsating phenomena or kissing rolls). The preceding discussion, however, should not be misread as implying that these modes follow a precise trajectory in the space of parameters. Though, for relatively small values of Ra , the two disturbances manifest separately, they are not mutually exclusive, nor are they truly progressive. As revealed by the present approach based on extensive parametric simulations (assuming different initial conditions and/or integration schemes for fixed cases), these modes correspond to the existence of “multiple” states of convection. In some cases (essentially in the high- Ra part of the space of parameters), modes pertaining to different branches can coexist leading to states in which a low-frequency (traveling) disturbance is modulated locally by a high-frequency (pulsating) perturbation.

¹R. Delgado-Buscalioni and E. Crespo del Arco, “Flow and heat transfer regimes in inclined differentially heated cavities,” *Int. J. Heat Mass Transfer* **44**, 1947–1962 (2001).

²S. Kaddeche, D. Henry, and H. Ben Hadid, “Magnetic stabilization of the buoyant convection between infinite horizontal walls with a horizontal temperature gradient,” *J. Fluid Mech.* **480**, 185–216 (2003).

³Y. R. Li, L. Peng, S.-Y. Wu, N. Imaishi, and D. L. Zeng, “Thermocapillary-buoyancy flow of silicon melt in a shallow annular pool,” *Cryst. Res. Technol.* **39**(12), 1055–1062 (2004).

⁴Y. Okano, M. Itoh, and A. Hirata, “Natural and Marangoni convections in a two-dimensional rectangular open boat,” *J. Chem. Eng. Jpn.* **22**(3), 275–281 (1989).

⁵T. J. Jaber and M. Z. Saghir, “The effect of rotating magnetic fields on the growth of SiGe using the traveling solvent method,” *Fluid Dyn. Mater. Process.* **2**(3), 175–190 (2006).

⁶M. Lappa, “Secondary and oscillatory gravitational instabilities in canonical three-dimensional models of crystal growth from the melt. Part 2: Lateral heating and the Hadley circulation,” *C. R. Mec.* **335**(5-6), 261–268 (2007).

⁷M. Lappa, “On the oscillatory hydrodynamic modes in liquid metal layers with an obstruction located on the bottom,” *Int. J. Therm. Sci.* **118**, 303–319 (2017).

⁸A. Ludwig, M. Gruber-Pretzler, M. Wu, A. Kuhn, and J. Riedle, “About the formation of macrosegregations during continuous casting of Sn-bronze,” *Fluid Dyn. Mater. Process.* **1**(4), 285–300 (2005).

⁹E. Abhilash, M. A. Joseph, and P. Krishna, “Prediction of dendritic parameters and macro hardness variation in permanent mould casting of Al-12% Si alloys using artificial neural networks,” *Fluid Dyn. Mater. Process.* **2**(3), 211–220 (2006).

¹⁰F. Dupret and N. Van der Bogaert, “Modelling Bridgman and Czochralski growth,” in *Handbook of Crystal Growth*, edited by D. T. J. Hurle (North-Holland, Amsterdam, 1994), Vol. 2, pp. 877–1010.

¹¹E. Monberg, “Bridgman and related growth techniques,” in *Handbook of Crystal Growth*, edited by D. T. J. Hurle (North-Holland, Amsterdam, 1994), Vol. 2, pp. 53–97.

- ¹²A. V. Zrodnikov, A. D. Efanov, Yu. I. Orlov, P. N. Martinov, V. M. Troynov, and A. E. Rusanov, "Technology of heavy liquid metal coolants lead-bismuth and lead," VANT, Serial: Provision of NPP Safety, Issue 4, Nuclear Technologies for Future Power System (2004), pp. 180–184.
- ¹³M. Luo and J. Liu, "Experimental investigation of liquid metal alloy based mini-channel heat exchanger for high power electronic devices," *Front. Energy* **7**(4), 479–486 (2013).
- ¹⁴M. Lappa, *Thermal Convection: Patterns, Evolution and Stability* (John Wiley & Sons, Ltd., Chichester, England, 2009).
- ¹⁵G. A. Ostroumov, *Free Convection Under the Conditions of the Internal Problem* (NACA TM, Washington, 1958), Translation of Svobodnaya Convektzia v Ousloviakh Vnoutrennei Zadachi (State Publishing House, Technico-Theoretical Literature, Moscow-Leningrad, 1952).
- ¹⁶R. V. Birikh, "Thermocapillary convection in a horizontal fluid layer," *J. Appl. Mech. Tech. Phys.* **7**, 43–44 (1969).
- ¹⁷M. Lappa, "Exact solutions for thermal problems: Buoyancy, Marangoni, vibrational and magnetic-field-controlled flows," *Rev. Appl. Phys.* **1**(1), 1–14 (2012).
- ¹⁸G. Adomian, "A review of the decomposition method and some recent results for nonlinear equations," *Math. Comput. Modell.* **13**, 17–43 (1990).
- ¹⁹Y. Cherruault and G. Adomian, "Decomposition method, a new proof of convergence," *Math. Comput. Modell.* **18**, 103–106 (1993).
- ²⁰E. Babolian, A. R. Vahidi, and G. H. Asadi Cordshooli, "Solving differential equations by decomposition method," *Appl. Math. Comput.* **167**, 1150–1155 (2005).
- ²¹O. D. Makinde, "Steady flow in a linearly diverging asymmetrical channel," *CAMES* **4**, 157–165 (1997).
- ²²P. Y. Mhone and O. D. Makinde, "Unsteady MHD flow with heat transfer in a diverging channel," *Romanian J. Phys.* **51**, 963–975 (2006).
- ²³M. Asadullah, U. Khan, R. Manzoor, N. Ahmed, and S. T. Mohyud-Din, "MHD flow of a Jeffery fluid in converging and diverging channels," *Int. J. Mod. Math. Sci.* **6**(2), 92–106 (2013).
- ²⁴M. Lappa and H. Ferialdi, "On the general properties of steady gravitational thermal flows of liquid metals in variable cross-section containers," *Rev. Appl. Phys.* **5**(1), 1–10 (2017).
- ²⁵G. Hadley, "Concerning the cause of the general trade winds," *Philos. Trans. R. Soc. London* **39**, 58–62 (1735).
- ²⁶W. Tollmien, "General instability criterion of laminar velocity distributions," *Tech. Memor. Nat. Adv. Comm. Aero.*, Wash. No. 792 (1936).
- ²⁷C.-C. Lin, "On the stability of two-dimensional parallel flows," *Proc. Natl. Acad. Sci. U. S. A.* **30**(10) 316–324 (1944).
- ²⁸M. N. Rosenbluth and A. Simon, "Necessary and sufficient conditions for the stability of plane parallel inviscid flow," *Phys. Fluids* **7**(4), 557–558 (1964).
- ²⁹P. Drazin and L. N. Howard, "Hydrodynamic stability of parallel flow of inviscid fluid," *Adv. Appl. Mech.* **9**, 1–89 (1966).
- ³⁰D. T. J. Hurle, "Temperature oscillations in molten metals and their relationship to growth striae in melt-grown crystals," *Philos. Mag.* **13**, 305–310 (1966).
- ³¹J. E. Hart, "Stability of thin non-rotating Hadley circulations," *J. Atmos. Sci.* **29**, 687–697 (1972).
- ³²J. E. Hart, "A note on the stability of low-Prandtl-number Hadley circulations," *J. Fluid Mech.* **132**, 271–281 (1983).
- ³³A. E. Gill, "A theory of thermal oscillations in liquid metals," *J. Fluid Mech.* **64**(3), 577–588 (1974).
- ³⁴P. Laure and B. Roux, "Linear and non linear study of the Hadley circulation in the case of infinite cavity," *J. Cryst. Growth* **97**(1), 226–234 (1989).
- ³⁵H. P. Kuo and S. A. Korpela, "Stability and finite amplitude natural convection in a shallow cavity with insulated top and bottom and heated from the side," *Phys. Fluids* **31**, 33–42 (1988).
- ³⁶T.-M. Wang and S. A. Korpela, "Longitudinal rolls in a shallow cavity heated from a side," *Phys. Fluids* **1**, 947–953 (1989).
- ³⁷E. Crespo del Arco, P. P. Pulicani, and A. Randriamampianina, "Complex multiple solutions and hysteresis cycles near the onset of oscillatory convection in a Pr = 0 liquid submitted to a horizontal temperature gradient," *C. R. Acad. Sci. Paris, II* **309**, 1869–1876 (1989).
- ³⁸J. P. Pulicani, E. C. Del Arco, A. Randriamampianina, P. Bontoux, and R. Peyret, "Spectral simulations of oscillatory convection at low Prandtl number," *Int. J. Numer. Methods Fluids* **10**(5), 481–517 (1990).
- ³⁹K. Okada and H. Ozoe, "Various computational conditions of oscillatory natural convection of zero Prandtl number fluid in an open boat heated and cooled from opposing vertical walls," *Numer. Heat Transfer, Part A* **23**(2), 171–187 (1993).
- ⁴⁰K. Okada and H. Ozoe, "The effect of aspect ratio on the critical Grashof number for oscillatory natural convection of zero Prandtl number fluid: Numerical approach," *J. Cryst. Growth* **126**, 330–334 (1993).
- ⁴¹A. Yu. Gelfgat, P. Z. Bar-Yoseph, and A. L. Yarin, "On oscillatory instability of convective flows at low Prandtl number," *J. Fluids Eng.* **119**, 823–830 (1997).
- ⁴²A. Yu. Gelfgat, P. Z. Bar-Yoseph, and A. L. Yarin, "Stability of multiple steady states of convection in laterally heated cavities," *J. Fluid Mech.* **388**, 315–334 (1999).
- ⁴³D. S. Jang, R. Jetli, and S. Acharya, "Comparison of the PISO, SIMPLER and SIMPLEC algorithms for the treatment of the pressure-velocity coupling in steady flow problems," *Numer. Heat Transfer, Part B* **10**, 209–228 (1986).
- ⁴⁴F. Moukalled, L. Mangani, and M. Darwish, *The Finite Volume Method in Computational Fluid Dynamics - An Advanced Introduction with OpenFOAM and Matlab* (Springer International Publishing, New York, 2016).
- ⁴⁵S. K. Choi, H. Y. Nam, and M. Cho, "Systematic comparison of finite-volume calculation methods with staggered and nonstaggered grid arrangements," *Numer. Heat Transfer, Part B* **25**(2), 205–221 (1994).
- ⁴⁶S. K. Choi, H. Y. Nam, and M. Cho, "Use of staggered and nonstaggered grid arrangements for incompressible flow calculations on nonorthogonal grids," *Numer. Heat Transfer, Part B* **25**(2), 193–204 (1994a).
- ⁴⁷C. M. Rhie and W. L. Chow, "Numerical study of the turbulent flow past an airfoil with trailing edge separation," *AIAA J.* **21**, 1525–1532 (1983).
- ⁴⁸S. V. Patankar and D. B. Spalding, "A calculation procedure for heat, mass and momentum transfer in three-dimensional parabolic flows," *Int. J. Heat Mass Transfer* **15**, 1787–1806 (1972).
- ⁴⁹J. P. Van Doormaal and G. D. Raithby, "An evaluation of the segregated approach for predicting incompressible fluid flows," in *National Heat Transfer Conference*, Denver, Colorado, 4–7 August 1985.
- ⁵⁰M. K. Smith and S. H. Davis, "Instabilities of dynamic thermocapillary liquid layers. Part I: Convective instabilities," *J. Fluid Mech.* **132**, 119–144 (1983).
- ⁵¹V. M. Shevtsova, A. A. Nepomnyashchy, and J. C. Legros, "Thermocapillary-buoyancy convection in a shallow cavity heated from the side," *Phys. Rev. E* **67**, 066308 (2003).
- ⁵²M. Lappa, "Patterning behavior of gravitationally modulated supercritical Marangoni flow in liquid layers," *Phys. Rev. E* **93**(5), 053107 (2016).
- ⁵³M. Lappa, "Hydrothermal waves in two-dimensional liquid layers with sudden changes in the available cross-section," *Int. J. Num. Meth. Heat Fluid Flow* (to be published).
- ⁵⁴M. Lappa, "On the onset of multi-wave patterns in laterally heated floating zones for slightly supercritical conditions," *Phys. Fluids* **28**(12), 124105 (2016).