

This is the peer reviewed version of the following article:

Iridium-catalyzed Formyl-selective Deuteration of Aldehydes, W.J. Kerr, M. Reid and T. Tuttle,
Angew. Chem. Int. Ed., **2017**, doi: 10.1002/anie.201702997

which has been published in final form at:

<http://onlinelibrary.wiley.com/doi/10.1002/anie.201702997/abstract>

This article may be used for non-commercial purposes in accordance With Wiley-VCH Terms and Conditions for self-archiving

Iridium-catalyzed Formyl-selective Deuteration of Aldehydes

William J. Kerr,* Marc Reid, and Tell Tuttle*

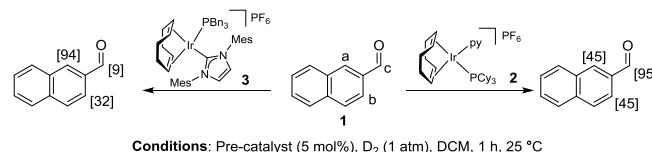
Abstract: We report the first direct catalytic method for formyl-selective deuterium labeling of aromatic aldehydes under mild conditions, using an iridium-based catalyst designed to favor formyl-over aromatic C-H activation. A good range of aromatic aldehydes is selectively labeled, and a one-pot labeling/olefination protocol is also described. Computational studies support kinetic product control over competing aromatic labeling and decarbonylation pathways.

Catalyst design for site-selective C-H activation is a prominent and important area of on-going research in organic synthesis.^[1] To this end, deuterium labeling provides an insightful means of probing catalyst activity and C-H bond selectivity, either for isotope incorporation itself, or to underpin further synthetic transformations.^[2] In this regard, based on the versatility of isotopically-labeled aldehydes as building blocks for use in mechanistic and pharmaceutical science, a small number of studies have reported hydrogen isotope exchange (HIE) on the formyl moiety, albeit accompanied by aryl labelling (Scheme 1, top).^[3] Despite the distinct nature of the aromatic and aldehyde positions, little effort appears to have been made to develop a formyl-selective HIE *direct from the unlabeled aldehyde*.^[4] Herein, we report our preliminary investigations to establish such a formyl-selective labeling of aryl aldehydes.

Our previous studies on the iridium-catalyzed deuterium-labeling of aromatic carbonyl derivatives^[2i] have showed that a

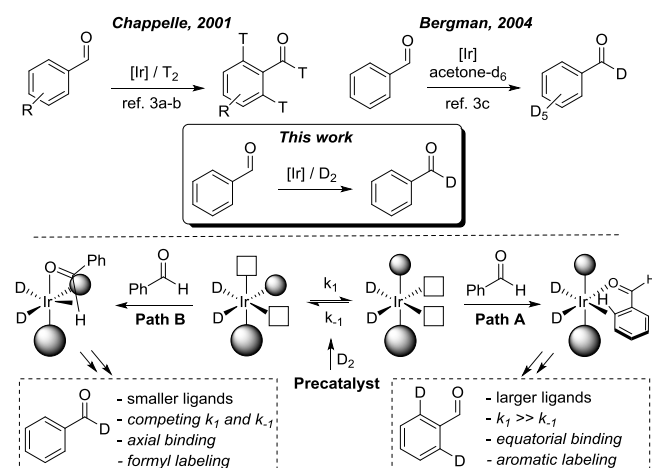
group binding and consequent aryl C-H activation (Scheme 1, Path A). We hypothesized, therefore, that a smaller, *cis*-enabled ligand pair would facilitate axial aldehyde binding and subsequent formyl C-H activation (Path B).^[5] Importantly, this proposed ligand-controlled pathway would also avoid the need for an additional directing group on the aryl ring of the substrate.^[6]

To initiate our studies, we screened a small number of iridium complexes with large/large and large/small ligand pairs. Using 2-naphthaldehyde, **1**, as a model substrate, we first examined the large/large ligand partnership, using pre-catalysts of the type $[(\text{COD})\text{Ir}(\text{L}^1)(\text{L}^2)]\text{PF}_6$, commonly used in *ortho*-directed aryl labeling (Scheme 2).^[2i,7] In accordance with earlier stoichiometric tritiation work,^[3a,b] the use of Crabtree's catalyst, **2**,^[8] led to appreciable levels of labeling across both the aromatic and formyl positions. Remarkably, employing our more encumbered phosphine/*N*-heterocyclic carbene (NHC) catalyst, **3**,^[2i,9] led to a dramatic switch in labeling selectivity in favor of near-exclusive aryl labeling. Thus, these observations are in line with our original hypothesis regarding increasing the bulk of the ligand pair (Scheme 1, Path A).^[10]



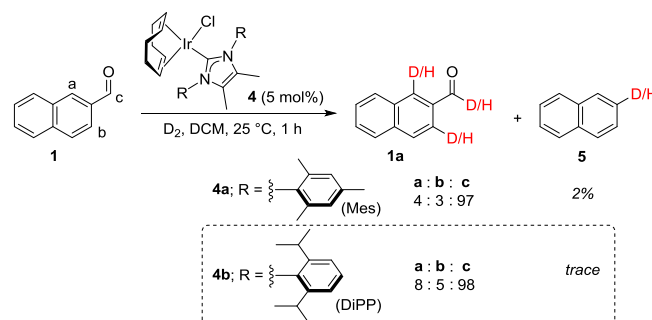
Scheme 2. Hypothesis testing for aryl-selective labeling of aldehydes.

Following our proposed catalyst design for a formyl-selective aldehyde labeling, we discovered that the large/small ligand combination in NHC/chloro catalyst **4a**,^[11] bearing an overall smaller ancillary ligand sphere than **2** or **3**, delivered appreciably encouraging levels of formyl labeling selectivity (Scheme 3). Although other NHC/Cl catalysts displayed similar activity,^[10] only catalyst **4b** maximized formyl labeling whilst completely suppressing formation of decarbonylated by-product **5**. It should



Scheme 1. Ir-catalyzed labeling of aldehydes and mechanistic hypothesis.

trans-oriented bulky ligand pair results in equatorial directing

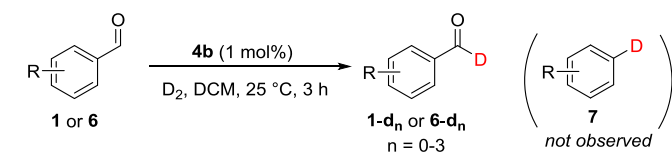


Scheme 3. Catalyst discovery for formyl-selective aldehyde labeling.

Prof Dr W. J. Kerr, Dr M. Reid and Dr T. Tuttle
Department of Pure and Applied Chemistry, WestCHEM
University of Strathclyde, 295 Cathedral Street
Glasgow, Scotland, G1 1XL (U.K).
E-mail: w.kerr@strath.ac.uk; t.tuttle@strath.ac.uk

Supporting information for this article is given via a link at the end of the document.

Table 1. Substrate scope for formyl-selective aldehyde labeling.

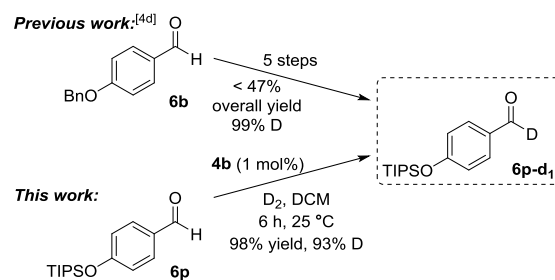


Entry	Aldehyde	R	Formyl %D	Aryl %D	Yield, %
1	6a	H	93	-	90
2	6b	4-OBn	97	19	88
3	6c	4-OH	93	8	95
4	6d	4-Ph	94	-	97
5	6e	4-CF ₃	95	-	95
6	6f	4-Cl	97	-	96
7	6g	4-Br	97	-	73
8	6h	4-F	97	8	63
9	6i	4-Me	98	12	80
10	6j	4-NO ₂	98	-	80
11	6k	3-Br	96	-	70
12	6l	3-NO ₂	99	-	95
13 ^[a]	6m	3-CF ₃	75	-	80
14 ^[a]	6n	3,5-di-Me	78	-	63
15	1	2-naphthaldehyde	96	-	96
16	6o	1-naphthaldehyde	24	-	85

[a] Reaction performed using 2.0 mol% **4b**.

also be noted that, in agreement with our initial hypothesis, the use of complexes with even more sterically demanding NHC ligands decreased the formyl selectivity and, indeed, overall catalyst reactivity.^[10]

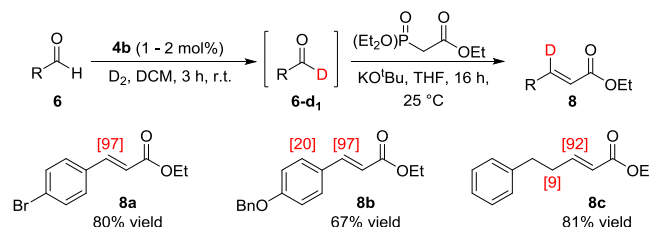
Further investigation of the reaction conditions allowed optimal catalyst **4b** to be employed at loadings of 1–2 mol% by extending the reaction time from 1 h to 3 h.^[10] Under these optimized conditions, a range of aromatic aldehydes were selectively deuterated. As depicted in Table 1, unsubstituted and *para*-substituted benzaldehydes (**6a**, and **6b–6j**) were labeled with good to excellent regioselectivity and isolated yields, with a low level of aryl labeling detectable in only a few examples. A series of *meta*-substituted substrates (**6k–6n**) were also well-tolerated, while more encumbered aldehydes, such as 1-naphthaldehyde **6o**, remain challenging. Under the employed conditions, the decarbonylation product **7** was not observed with any of the substrates.



Scheme 4. Improved synthetic route to labeled aldehyde **6p-d₁**.

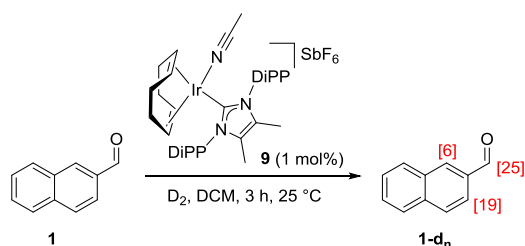
In a further demonstration of the utility of this catalytic formyl labeling method, we have shown that silyl-protected phenol **6p**, employed in the synthesis of enantiopure *d*₁-benzyl alcohols,^[4d] could be successfully labeled in a single, high-yielding step and with a high level of deuterium incorporation (Scheme 4). This method is superior to the existing route^[4d] to the same product, which employed stoichiometric quantities of reagents and required five steps starting from alternative aldehyde, **6b**.

In a further extension of this work, we demonstrated that the potentially air-sensitive *d*₁-aldehydes need not be isolated, but can instead be further elaborated in one pot, for example, via Horner-Wadsworth-Emmons olefination^[12] (Scheme 5). Importantly, the resulting β-deuterated, α,β-unsaturated esters **8a–c** have not been accessed by direct labeling of the corresponding cinnamate esters.^[13] Most notably, this procedure also allowed the method to be extended to the labeling of aliphatic aldehydes, such as in derivative **8c**, with only minor levels of deuterium incorporation at the enolisable site.



Scheme 5. One pot formyl labeling and olefination of aldehydes.

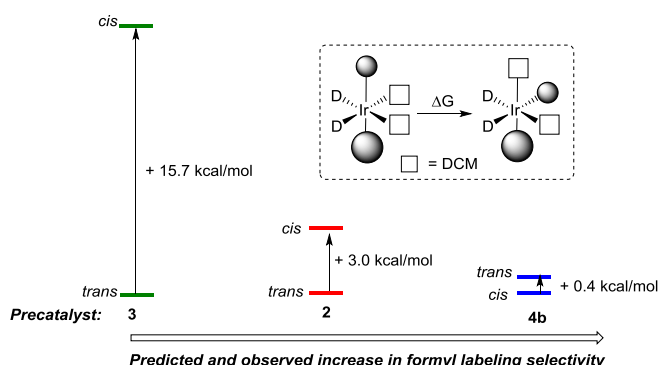
With an applicable and robust formyl labeling method in hand, our attention turned to preliminary mechanistic investigations into the hypotheses underpinning catalyst design. Firstly, we established that the presence of the chloride ligand in the optimal catalyst **4b** was crucial, as replacement with the more labile acetonitrile ligand in complex **9** resulted in low levels of D-incorporation and equal amounts of aryl vs formyl C–H activation (Scheme 6); additionally, introduction of a series of silver salts in combination with complex **4b** led to complete arrest of the catalytic formyl labeling.^[10] Secondly, 4-(benzyloxy)benzyl alcohol was subjected to the optimized conditions (but with H₂ instead of D₂), in order to detect any aldehyde formation.^[10] In this case, <2% conversion to the corresponding aldehyde was observed, suggesting that a



Scheme 6. Investigating the effect of the chloride ligand.

hydrogen borrowing mechanism^[14] plays only a minor role.

Further to these initial experimental studies, density functional theory (DFT) has been utilized to model proposed labeling mechanisms consistent with both the initial hypothesis and all available experimental evidence.^[15] To begin, the free energy differences in the DCM-solvated *cis*- and *trans*-isomers of the deuterium-activated catalysts derived from pre-catalysts **2**, **3**, and **4b** were assessed (Scheme 7). In the progression towards more formyl-selective labeling catalysts (**3**→**2**→**4b**), the *trans*/*cis* energy gap diminishes. Moreover, the energetic order of the *cis*- and *trans*-isomers was shown to be reversed on moving to the optimized catalyst, **4b**, with its $\Delta G_{cis/trans}$ being the smallest of the three catalysts studied.

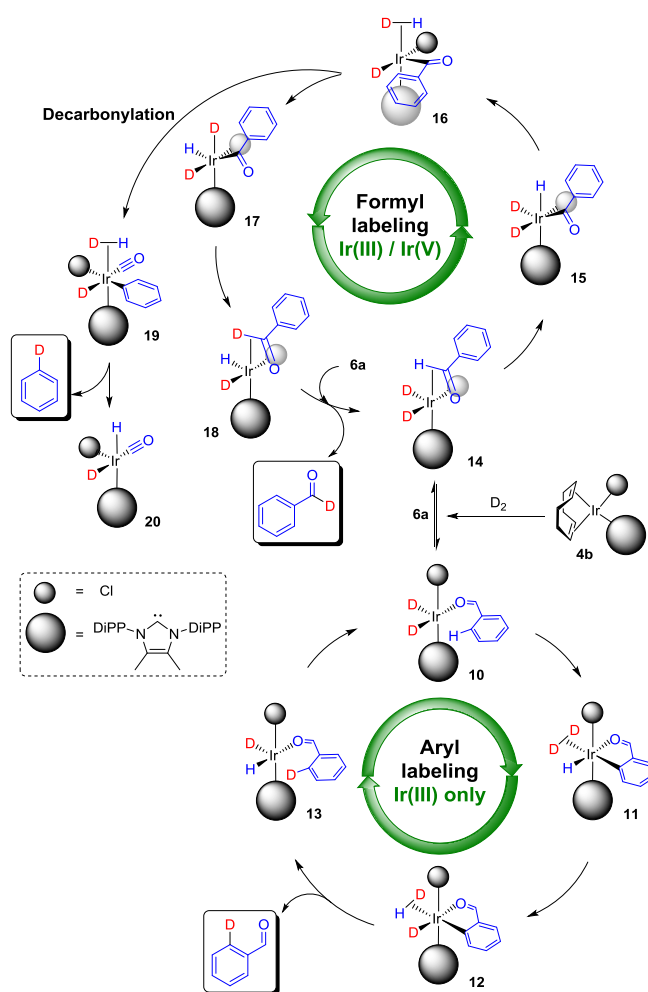


Scheme 7. Computational support for *cis/trans* ligand model.

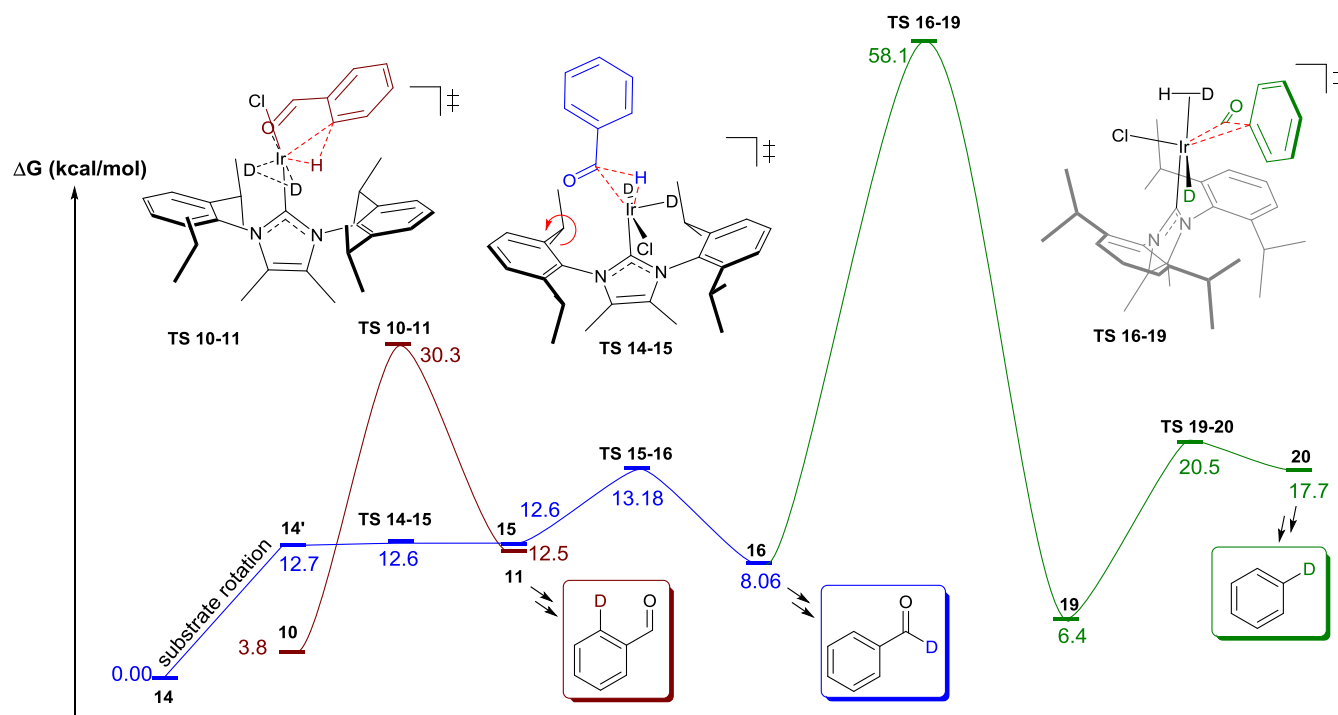
Following this initial modelling study, the mechanistic details of the competing labeling processes were investigated for substrate **6a** with catalyst **4b**. Overall, three competing pathways are proposed, which account for the three observed products: aryl labeling, formyl labeling, and decarbonylation (Scheme 8). The aryl labeling pathway is calculated to proceed via an all-Ir(III) cycle with *trans* ancillary ligands (**10**–**13**), as elucidated in our earlier reports.^[2i,11] In contrast, and in comparison with the labeling of sulfonamides using iridium NHC/chloro complexes of type **4**,^[11] a distinct mechanism for aldehyde C-H activation with these catalysts is revealed by the computed formyl labeling pathway. More specifically, after catalyst activation, the *cis*

ancillary ligand geometry in **14** allows axial coordination of the aldehyde and subsequent formyl C-H activation to give Ir(V) complex **15**. From this intermediate, our DFT studies strongly support reductive elimination of two of the three hydrides to give dihydrogen complex **16**, which can return to Ir(V) via oxidative re-addition of the bound hydrogen to give **17**, with a further deuteride now *cis* to the acyl ligand.^[15] Reductive elimination from intermediate **17** then gives the labeled, bound aldehyde in complex **18**, in a microscopic reverse of the initial activation step (**14**→**15**). Finally, the productive, formyl labeling cycle may partition at Ir(III) intermediate **16**, with decarbonylation of the acyl ligand via migratory insertion (**16**→**19**). Reductive elimination of the decarbonylation by-product from **19** leads to carbonyl complex **20**.

Following extensive binding conformer comparisons,^[15] the lowest potential energy surfaces (PESs) for aryl, formyl, and decarbonylative labeling are summarized in Scheme 9. Consistent with experiment, formyl labeling represents the lowest energy pathway. The formyl C-H activation (**14**→**15**) is predicted to be enthalpically flat on the PES, with the Ir(V)→Ir(III) reductive elimination (**15**→**16**) being turnover-limiting. From transition state calculations, the formyl activation



Scheme 8. DFT mechanisms for aryl, formyl, and decarbonylative labeling.



Scheme 9. Calculated PESs for formyl vs. aryl vs. decarbonylative labeling. ^[15]

step is seen to be coupled with a rotation of one *iso*-propyl group on the ligand to accommodate the substrate (TS **14-15** in Scheme 9)^[15] Conversely, the barrier to the classical *ortho*-labeling process (TS **10-11**) is unproductively high relative to formyl labeling.^[16] Finally, the partition towards decarbonylation (TS **16-19**) represents the most energetically unfavorable of all these processes at the catalytically-relevant temperature (298.15 K); this is in qualitative agreement with only trace observation of such by-products.

In summary, we have developed a mild and highly selective catalytic process for the formyl C-H labeling of a range of functionalized aryl aldehydes. This direct method is an improvement on existing stepwise routes towards preparatively important and pharmaceutically-valuable d_1 -aldehydes, and can also be employed in a one-pot process leading to derivatization of the labeled formyl moiety. DFT analysis supports competition between an Ir(III) catalytic cycle for aryl labelling, and previously unreported Ir(III)/Ir(V) cycles for formyl labeling and partitioning decarbonylation. Based on these initial investigations, further studies on the site-selective C-H activation of aldehydes are currently underway in our laboratory and will be reported in due course.

Acknowledgements

W.J.K. and M.R. would like to thank the Carnegie Trust for funding, and the EPSRC UK National Mass Spectrometry Facility at Swansea University for analyses.

Keywords: C-H activation • aldehyde • deuterium • iridium • DFT

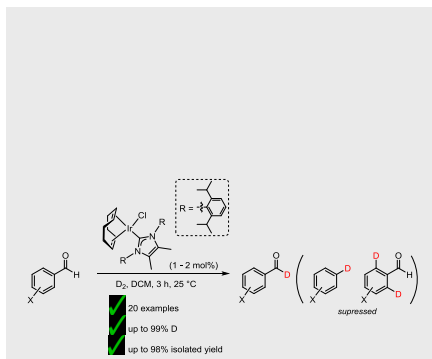
- [1] For selected reviews, see: a) N. Kuhl, M. N. Hopkinson, J. Wencel-Delord, F. Glorius, *Angew. Chem. Int. Ed.* **2012**, *51*, 10236-10254; *Angew. Chem.* **2012**, *124*, 10382-10401; b) J. Wencel-Delord, T. Dröge, F. Liu, F. Glorius, *Chem. Soc. Rev.* **2011**, *40*, 4740-4761; c) D. Balcells, E. Clot, O. Eisenstein, *Chem. Rev.* **2010**, *110*, 749-823; d) V. Rittling, C. Sirlin, M. Pfeffer, *Chem. Rev.* **2002**, *102*, 1731-1770; (e) B. G. Hashiguchi, S. M. Bischof, M. M. Konnick, R. A. Periana, *Acc. Chem. Res.* **2012**, *45*, 885-898.
- [2] For selected examples of metal-catalyzed labeling, see: a) S. Ma, G. Villa, P. S. Thuy-Boun, A. Homs, J.-Q. Yu, *Angew. Chem. Int. Ed.* **2014**, *53*, 734-737; *Angew. Chem.* **2014**, *126*, 753-756; b) M. H. Emmert, J. B. Gary, J. M. Villalobos, M. S. Sanford, *Angew. Chem. Int. Ed.* **2010**, *49*, 5884-5886; *Angew. Chem.* **2010**, *122*, 6020-6022; c) A. Di Giuseppe, R. Castarlenas, J. J. Pérez-Torrente, F. J. Lahoz, V. Polo, L. A. Oro, *Angew. Chem. Int. Ed.* **2011**, *50*, 3938-3942; *Angew. Chem.* **2011**, *123*, 4024-4028; d) J. Campos, A. C. Esqueda, J. López-Serrano, L. Sánchez, F. P. Cossio, A. de Cozar, E. Álvarez, C. Maya, E. Carmona, *J. Am. Chem. Soc.* **2010**, *132*, 16765-16767; e) L. Neubert, D. Michalik, S. Bähn, S. Imm, H. Neumann, J. Atzrodt, V. Derdau, W. Holla, M. Beller, *J. Am. Chem. Soc.* **2012**, *134*, 12239-12244; f) A. Prades, M. Poyatos, E. Peris, *Adv. Synth. Catal.* **2010**, *352*, 1155-1162; g) M. H. G. Precht, M. Hölscher, Y. Ben-David, N. Theyssen, R. Loschen, D. Milstein, W. Leitner, *Angew. Chem. Int. Ed.* **2007**, *46*, 2269-2272; *Angew. Chem.* **2007**, *119*, 2319-2322; h) M. Parmentier, T. Hartung, A. Pfaltz, D. Muri, *Chem. Eur. J.* **2014**, *20*, 11496-11504; i) J. A. Brown, A. R. Cochrane, S. Irvine, W. J. Kerr, B. Mondal, J. A. Parkinson, L. C. Paterson, M. Reid, T. Tuttle, S. Andersson, G. N. Nilsson, *Adv. Synth. Catal.* **2014**, *356*, 3551-3562.
- [3] a) M. R. Chappelle, A. D. Morgan, N. C. O. Tomkinson, T. M. Willson, in *Synth. Appl. Isotop. Lab. Comp. Proceedings of the 7th International Symposium* (Eds.: U. Pleiss, R. Voges), Wiley, New York, **2001**, pp.

- 80–83; b) M. R. Chappelle, C. R. Hawes, *J. Labelled Compd. Radiopharm.* **2010**, *53*, 745-751; c) M. B. Skaddan, C. M. Yung, R. G. Bergman, *Org. Lett.* **2004**, *6*, 11-13.
- [4] For examples of generating labeled aldehydes from alternative precursors, see: a) J. T. Spletstoser, J. M. White, G. I. Georg, *Tetrahedron Lett.* **2004**, *45*, 2787-2789; b) S. B. Boga, A. B. Alhassan, D. Hesk, *Tetrahedron Lett.* **2014**, *55*, 4442-4444; c) S. Korsager, R. H. Taaning, A. T. Lindhardt, T. Skrydstrup, *J. Org. Chem.* **2013**, *78*, 6112-6120; d) D. W. Barnett, M. S. Refaei, R. W. Curley Jr., *J. Labelled Compd. Radiopharm.* **2013**, *56*, 6-11.
- [5] Previous studies in the Rh- and Ir-catalyzed decarbonylation of aldehydes have enforced this substrate binding mode via bidentate ligand design. See, for example: a) E. P. K. Olsen, T. Singh, P. Harris, P. G. Andersson, R. Madsen, *J. Am. Chem. Soc.* **2015**, *137*, 834-842; b) E. P. K. Olsen, R. Madsen, *Chem. Eur. J.* **2012**, *18*, 16023-16029; c) P. Fristrup, M. Kreis, A. Palmelund, P.-O. Norrby, R. Madsen, *J. Am. Chem. Soc.* **2008**, *130*, 5206-5215.
- [6] J. F. Hooper, R. D. Young, A. S. Weller, M. C. Willis, *Chem. Eur. J.* **2013**, *19*, 3125-3130.
- [7] For selected reviews in *ortho*-directed deuterium and -tritium labeling, see: a) G. N. Nilsson, W. J. Kerr, *J. Labelled Compd. Radiopharm.* **2010**, *53*, 662-667; b) R. Salter, *J. Labelled Compd. Radiopharm.* **2010**, *53*, 645-657; c) J. Atzrodt, V. Derdau, T. Fey, J. Zimmermann, *Angew. Chem. Int. Ed.* **2007**, *46*, 7744-7765; *Angew. Chem.* **2007**, *119*, 7890-7911; d) J. R. Heys, *J. Labelled Compd. Radiopharm.* **2007**, *50*, 770-778.
- [8] R. H. Crabtree, H. Felkin, G. E. Morris, *J. Organomet. Chem.* **1977**, *141*, 205-215.
- [9] a) A. R. Cochrane, S. Irvine, W. J. Kerr, M. Reid, S. Andersson, G. Nilsson, *J. Labelled Compd. Radiopharm.* **2013**, *56*, 451-454; b) A. R. Cochrane, C. Idziak, W. J. Kerr, B. Mondal, L. C. Paterson, T. Tuttle, S. Andersson, G. N. Nilsson, *Org. Biomol. Chem.* **2014**, *12*, 3598-3603; c) A. R. Kennedy, W. J. Kerr, R. Moir, M. Reid, *Org. Biomol. Chem.* **2014**, *12*, 7927-7931; d) J. Atzrodt, V. Derdau, W. J. Kerr, M. Reid, P. Rojahn, R. Weck, *Tetrahedron* **2015**, *71*, 1924-1929; e) J. Devlin, W. J. Kerr, D. M. Lindsay, T. J. D. McCabe, M. Reid, T. Tuttle, *Molecules* **2015**, *20*, 11676-11698; f) P. W. C. Cross, J. M. Herbert, W. J. Kerr, A. H. McNeill, L. C. Paterson, *Synlett* **2016**, *27*, 111-115.
- [10] For further details, see the electronic supporting information (ESI).
- [11] W. J. Kerr, M. Reid, T. Tuttle, *ACS Catal.* **2015**, *5*, 402-410.
- [12] B. E. Maryanoff, A. B. Reitz, *Chem. Rev.* **1989**, *89*, 863-927.
- [13] For selected examples of labeling α,β -unsaturated substrates directly, see: a) W. J. Kerr, R. J. Mudd, L. C. Paterson, J. A. Brown, *Chem. Eur. J.* **2014**, *20*, 14604-14607; b) W. J. S. Lockley, *Tetrahedron Lett.* **1982**, *23*, 3819-3822.
- [14] P. J. Black, G. Cami-Kobeci, M. G. Edwards, P. A. Slatford, M. K. Whittlesey, J. M. J. Williams, *Org. Biomol. Chem.* **2006**, *4*, 116-125.
- [15] Details of all calculation methods, along with additional calculations not presented in the manuscript, can be found in the ESI.
- [16] The barrier to aryl C-H insertion is 7.4 kcal/mol lower in energy when using catalyst **3**, for which formyl labeling is also disfavoured, consistent with the observed *ortho*-selectivity with **3** (Scheme 2); see the ESI.
-

Entry for the Table of Contents

COMMUNICATION

Al(D)hydes. An iridium catalyst system has been designed to effect formyl over aryl C-H activation of aromatic aldehydes. Computational studies support kinetic product control over competing aromatic labeling and decarbonylation pathways.



Prof. Dr W. J. Kerr, Dr M. Reid, and Dr T. Tuttle**

Page No. – Page No.

**Iridium-catalyzed Formyl-selective
Deuteration of Aldehydes**